

CNP UTILITY DISTRICT
Minutes of Board of Directors Meeting
September 19, 2024

The Board of Directors (“Board”) of CNP Utility District (“District”) met at 3700 Buffalo Speedway, Suite 830, Houston, Texas, on September 19, 2024, in accordance with the duly posted notice of meeting, and the roll was called of the duly constituted officers and members of said Board, as follows:

Renee Granberry, President
Keith Brown, Vice President
Ed Hudson, Secretary
Kirk O’Neal, Asst. Secretary
Gregory Koch, Asst. Secretary

and all said members were present, except Directors Granberry and Koch, thus constituting a quorum.

Also present were Bryan Chapline of Municipal District Services, LLC (“MDS”); Avik Bonnerjee of B&A Municipal Tax Services, LLC (“B&A”); Yaneth Cooper of Municipal Accounts and Consulting, L.P. (“MAC”); Sarah Richard and Ron Anderson of A&S Engineers, Inc. (“A&S”); Kim Cosco, Sam Miskimins and Cheyenne Evans of Champions Hydro-Lawn, Inc. (“Champions”); Brandon West of Touchstone District Services; Sgt. LaBove and deputies of Harris County Sherriff’s Office (“HCSO”); Andrew Dunn and employees of On-Site Protection (“On-Site”); and Jacquelyn Goodwin and Brandi Eckersley of Marks Richardson PC; and John Howell of The GMS Group, LLC (via telephone).

In absence of the President, the Vice President called the meeting to order and declared it open for such business as might regularly come before it.

As the first order of business, the Board deferred questions and comments from the public after noting no one from the public was present.

The Board next considered approval of the minutes of the Board of Directors meeting held on August 15, 2024. After discussion, Director Hudson moved to approve the minutes of the Board of Directors meeting held on August 15, 2024, as written. Director O’Neal seconded the motion, which passed unanimously.

The Board next considered the status of security patrol of the parks. Ms. Goodwin noted that the Constable reported that all has been quiet in the parks during the month.

The Board next considered the status of the contract patrol services from the HCSO. Sgt. LaBove presented and reviewed the contract patrol security stats for the month of August. He reported that the HCSO is planning to host a trunk-or-treat event on October 29, 2024, in Cypress Station, and is looking for community sponsors to help with the event. Sgt. LaBove next reported that the homeless population has increased exponentially within the District. He stated that the HCSO can charge a person with criminal trespass if found loitering in the medians. Sgt. LaBove next discussed the criminal activity occurring at the car wash located at 1625 Cypress Station Dr.

Sgt. LaBove also reported that he was contacted by representatives from Harris County Precinct One to schedule a walk-through of the Lents Family East and West Parks the (“Parks”) to discuss proposed enhancements. He stated that the walk-through is scheduled for October 8, 2024.

Sgt. LaBove and deputies exited the meeting.

Mr. Howell joined the meeting via telephone.

The Board next received the Financial Advisor’s recommendation concerning the establishment of the District’s 2024 tax rate. Mr. Howell reviewed the attached tax rate analysis prepared by GMS and recommended that the District levy a 2024 debt service tax rate of \$0.29 per \$100 of valuation. After discussion on the matter, Director Brown made a motion to authorize the District’s Tax Assessor/Collector to publish notice of a public hearing to be held at the District’s next regular meeting on the adoption of a proposed 2024 debt service tax rate of \$0.29 per \$100 of valuation. Director O’Neal seconded the motion, which passed unanimously.

Mr. Howell left the meeting.

The Board next considered the attached report for the month of August from Champions regarding park maintenance and management. Mr. Cosco, the General Manager of Champions, addressed the Board relative to the copper wire theft at the east park and the departure of Mr. Halbert.

Mr. Miskimins next introduced Ms. Evans to the Board and stated that she will be the contact for the management and maintenance of the Parks going forward, and he will focus on the maintenance of the detention ponds. He then discussed the attached pictures of the Cypress Trace Ditch and Cypress Station Reserve “G.” He noted that the Cypress Trace Ditch was last serviced on January 29, 2024, and that the next service will be in October or November. He stated that Reserve “G” was last serviced on July 22, 2024, and that he is in the process of obtaining quotes for the removal of the fallen trees. After discussion, Director Brown made a motion to authorize Champions to remove the fallen trees in Reserve “G” at a cost not to exceed \$750.00. Director O’Neal seconded the motion, which passed unanimously.

Mr. Miskimins next presented the attached pictures of the Interstate Commerce Center West detention pond and the Urban Southwest detention pond and noted that both ponds are in good condition.

Mr. Miskimins next reported that the east park is still without power, as additional copper wire was stolen at the breaker box connection. He stated that Champions is waiting on an updated proposal from On-Site for the additional repair costs. He further recommended that the District communicate with Pct 4. to ensure the Constables patrol the area overnight once the new copper wiring is installed.

Ms. Evans next presented the attached pictures of the east park and addressed several concerns with the Board. She stated that a portion of the playground wall board is missing and presented proposal #21883 in the amount of \$428.21 to repair same. Ms. Evans then presented proposal #21785 in the amount of \$1,951.40 to remove and replace a bench at the east park which was damaged during Hurricane Beryl. She then recommended the Board consider adding mulch to the landscaped areas surrounding the pavilions. After discussion, Director O’Neal moved to

approve proposal #21785 to replace the broken bench and to decline action on proposal #21883. Director Hudson seconded the motion, which passed unanimously.

Ms. Evans next presented the attached pictures of the west park and addressed several concerns. She stated there are several tree stumps throughout the west park, including approximately 5 stumps located inside the playground area. She presented proposal #21527 in the amount of \$9,645.00 to remove the tree stumps and install kiddie mulch in the playground area. Ms. Evans reported that there are large flagstone pieces currently surrounding the playground area, and recommended the Board authorize Champions to remove same. Ms. Evans next mentioned that the four (4) canopy support beams over the picnic tables are showing signs of rust, and recommended the Board authorize Champions to provide a proposal to repair same, to which the Board agreed. After discussion, Director O'Neal moved to approve proposal #21527 to remove the tree stumps and install kiddie mulch in the west park playground area, and to authorize Champions to remove the large flagstone pieces. Director Hudson seconded the motion, which passed unanimously. The Board then requested that Champions immediately secure all areas in the Parks identified as safety hazards and close those areas to the public until repairs are made and the safety issues have been addressed. The Board further requested that Champions install a construction fence and stakes around the protruding stumps throughout the west park.

Mr. Chapline next stated that the District may be able to file an insurance claim with the District's insurance company for the stolen copper wiring and the broken bench in the east park. Mr. Miskimins stated that Champions will pursue filing an insurance claim for the damages.

The Board next deferred the status of proposed enhancements to the Parks by Harris County Precinct One as it was discussed earlier in the meeting.

The Board next considered the status of the installation of security cameras at the Parks. Mr. Dunn stated that the security cameras at the west park are live and that the Harris County Pct. 4 Constables have access to review the camera footage, as needed. He stated that On-Site is still waiting for the electricity to be restored in the east park to complete the installation of the security cameras. He noted that Comcast will not install the video circuit until the power is restored to the east park. Mr. Dunn stated that due to the additional copper wire theft at the breaker box connection, an updated repair proposal is being prepared by S and H Electricians and that he expects to receive the new proposal later today. He noted that once the new copper lines are installed, he will contact the Pct. 4 Constables to request they increase patrols in the area to prevent same from happening again. After discussion, Director O'Neal moved to authorize Director Brown to act on behalf of the Board and District to approve the new electrical repair proposal in an amount not to exceed \$35,000. Director Brown seconded the motion, which passed unanimously.

Mr. Dunn next requested that the District authorize payment to S and H Electricians for the initial electrical work performed at the Parks. After discussion, Director O'Neal moved to approve the payment to S and H Electricians, as requested. Director Brown seconded the motion, which passed unanimously.

Mr. Bonnerjee next presented the attached report relating to the status of collection of taxes for the month of August. He reported that 96.51% of the District's 2023 taxes have been collected through August 31, 2024. After review and discussion of the reports presented, Director O'Neal moved to approve the report and to authorize payment on the Tax Account of check nos.

2225 through 2233, inclusive, as identified in the report. Director Brown seconded the motion, which passed unanimously.

The Board next discussed the status of the District's delinquent tax accounts. Mr. Bonnerjee also discussed the attached District's Delinquent Collections Listing as of September 12, 2024, prepared by Ted A. Cox, P.C.

The Board next considered the status of the sales tax audit being performed by B&A Sales Tax Service. Mr. Bonnerjee presented and reviewed the attached August 2024 audit with the Board.

The Board next considered the review and approval of an Amended and Restated Agreement for Services of Tax Assessor/Collector with B&A ("Amended Agreement"). Mr. Bonnerjee reviewed various provisions of the Amended Agreement and the attached fee schedule chart with the Board. After discussion, Director Hudson moved to approve the Amended Agreement and authorize the Vice President to execute same on behalf of the Board and the District. Director O'Neal seconded the motion which passed unanimously.

The Board next considered a report on the District's water, sanitary sewer and storm sewer systems. Mr. Chapline presented the attached operation and maintenance report for the month of July 2024. He reported that 97.3% of the District's water that had been pumped by the District or supplied to the District by the North Harris County Regional Water Authority ("NHCRWA") had been billed during the month of July. Mr. Chapline further noted that all bacteriological samples were negative and that there was one permit excursion due to E. Coli, at the District's wastewater treatment plant during the month of August.

Mr. Chapline next presented the attached picture of the sand filter rehabilitation project.

Mr. Chapline next reported that there are twenty-three (23) accounts on the delinquent list as of September 9, 2024.

The Board next considered the status of the NHCRWA. Ms. Richard stated that the NHCRWA will be decreasing the surface water and pumpage fees by \$1.00 per 1000 gallons, effective October 1, 2024.

The Board next considered the engineers' report, including the status of the design work relative to the replacement of the Motor Control Center at Water Plant No. 1. Ms. Richard reported that A&S reviewed the plans with MDS last week and are in the process of addressing the comments.

The Board next considered the status of the contract with Sustanite Support Services, LLC for maintenance and replacement work at the wastewater treatment plant (Phase I), including status of the repairs to the sand filter media. Ms. Richard stated that the contractor is waiting on receipt of additional material for the filter replacement.

The Board next considered the status of the contract with W.W. Payton Corporation for the WWTP and WP SCADA System replacement. Ms. Richard stated that the electrical contractor is working on programming the facilities.

The Board next deferred the acceptance of site and/or easement conveyances for facilities constructed or to be constructed for the District.

Ms. Richard next reported on the status of the storm water quality permits. She stated that the Lents Park East and Lents Park West permit renewals are in place and that the expiration date is October 17, 2024. She stated that the ICC permit renewal is in place and that the expiration date is June 16, 2025. She also stated that the North 45 Commerce Park permit renewal is in place and that the expiration date is October 20, 2024.

The Board next considered the status of plating the District's facilities. Ms. Richard stated that A&S is waiting on survey proposals to proceed with the plating process.

The Board next considered the status of the proposed development in the District. Ms. Richard stated that A&S has reviewed the plans and provided comments to the engineer for the proposed car wash located at 70 FM 1960. She stated A&S is waiting on receipt of revised plans.

Ms. Richard next reported that A&S received an inquiry for a proposed townhome development located at 1801 Cypress Station Dr. She stated that A&S will prepare a feasibility study for review by the Board at the next meeting.

The Board next deferred the request for the issuance of utility commitments.

The Board next considered the status of wastewater treatment plant permit renewal. Ms. Richard stated that A&S is waiting on receipt of the draft permit from the TCEQ.

The Board next considered the financial and investment reports and invoices presented for payment. Ms. Cooper discussed the attached bookkeeping report, investment inventory report, and bills for payment. After review and discussion of the reports presented, Director Brown moved to approve the report and to authorize the payment of invoices and wire transfers on the Operating Fund, with check nos. 15870 and 15871 being added, the Capital Projects Fund at Central Bank, and the Lockbox Account, as identified in the attached report. Director O'Neal seconded the motion, which passed unanimously.

The Board next considered the attached Quarterly Investment Report which had been prepared by MA&C relative to the District's Debt Service Fund, Construction Fund and Operating Fund for the reporting period ending July 31, 2024. After review and discussion, Director Brown moved to approve the report and to authorize the District's Investment Officer to execute same. Director O'Neal seconded the motion, which unanimously carried.


Ms. Cooper next presented the attached proposed 2025 Operating Budget for review by the Board and the District's Consultants.

The Board next considered a report related to the District's website. Mr. West presented and reviewed the attached Communications Meeting Report with the Board. The Board then concurred that a representative of Touchstone is no longer required to attend the District's monthly meetings.

The Board next considered matters for possible placement on future agendas, including holding a special meeting on October 9, 2024, to discuss the park management.

The Board next considered the adoption of an Order Declaring Candidates Elected. Ms. Goodwin advised that in accordance with the Texas Election Code, the Board may cancel the election after 5:00 p.m. on August 23, 2024, if each candidate whose name appears on the ballot and/or has registered as a write-in candidate is unopposed in such election and the Board of Directors of the District can declare such unopposed candidates to be re-elected for an additional term. Ms. Goodwin presented a certificate declaring all candidates unopposed and presented and reviewed various portions of the Order Declaring Candidates Elected. After discussion, Director Hudson moved to adopt the Order declaring Directors Brown, Granberry and O'Neal re-elected for an additional term expiring in November of 2028, and to authorize the Vice President to execute and the Secretary to attest same on behalf of the Board and the District. Director O'Neal seconded the motion, which passed unanimously.

There being no further business to come before the Board, the meeting was adjourned.



Ed Hudson, Secretary

LIST OF ATTACHMENTS

September 19, 2024

1. Tax Rate Setting Recommendation/Debt Service Fund Cash Flow
2. Champions Report & Proposals
3. Tax Assessor Collector Report – August 2024
4. Delinquent Tax Roll
5. Ted Cox Report
6. Sales Tax Permit Audit – August 2024
7. TAC Fee Schedule
8. Operation and Maintenance Reports & related correspondence
9. Sand Filter Rehabilitation Picture
10. Engineering Report and related correspondence
11. Bookkeeping Report
12. Quarterly Investment Report
13. Proposed 2025 Budget
14. Touchstone District Services Report
15. Order Declaring Candidates Elected

Brandi Eckersley

From: Mark Herman <chiefmarkherman@gmail.com>
Sent: Tuesday, September 17, 2024 7:04 AM
To: Brandi Eckersley
Subject: Re: CNP UD - Draft Minutes & Agendas

Follow Up Flag: Follow up
Flag Status: Flagged

Brandi, we will not attend the meeting Thursday. Please let the board know all has been quiet at the parks with nothing major to report.

Sent from my iPhone

On Sep 13, 2024, at 5:44 PM, Brandi Eckersley <beckersley@marksrichardsonpc.com> wrote:

Good afternoon, Directors & Consultants –

Please find attached the draft minutes from the meeting on August 15th along with the agenda and supplemental agenda for the upcoming September 19, 2024, meeting. **Please note that the meeting will be held in person in our office. You will need to use access code 0830# when entering the building.**

Consultants, please continue to email your digital report to me for the District's electronic files.

Please advise if you have any questions.

Thank you,
Brandi

BRANDI ECKERSLEY
PARALEGAL

MARKS RICHARDSON PC
T. 713.942.9922 | F. 713.942.9590
3700 BUFFALO SPEEDWAY, SUITE 830 | HOUSTON, TX 77098
MARKSRICHARDSONPC.COM

<08-15-2024 Minutes (4866-7117-2324.1).pdf>
<09-19-2024 Agenda (CNP) (4876-0322-3524.1).pdf>
<09-19-2024 Supplemental Agenda (CNP) (4862-7959-2932.1).pdf>

CNP UTILITY DISTRICT 2024 TAX RATE SETTING

POINTS FOR DISCUSSION

- The 1/1/2024 anticipated taxable value is approximately \$956 million per HCAD data (\$883 million is fully certified and \$73 million is still in the certification process). The District's 1/1/2023 taxable value ended up at about **\$956** million and **\$802** million the year before that.
- I recommend publishing a 2024 tax rate of **\$0.29**. As in the past it will all be for Debt Service (We were at 0.29 last year and \$0.255 2 years ago also). No roll back exposure with this tax rate because we have no O&M tax rate and a debt service tax rate cannot be rolled back.
- Every penny of tax rate produces **\$95,000** of tax revenue for the District.
- Review Key Assumptions Used in the Debt Service Cash Flows:
 - › Beginning balance (\$3,450,000);
 - › Interest to be earned at 2%;
 - › 2024 "Anticipated Value" = \$956 million;
 - › 4-1-2024 Estimated Value of \$993 million????
 - › Tax Collection factor 98%;
 - › No growth in assessed valuation; and
 - › Sale of the Series 2024 Bonds.

CNP UTILITY DISTRICT

Debt Service Fund Cash Flow - No A.V. Growth Assumed
Includes the Sale of \$14,000,000 Series 2024 Bonds ACTUAL RESULTS

9/16/2024
2024TXRISNoGrowDebtServiceCashFlow

Prepared by The GMS Group												
DEBT SERVICE FUND CASH FLOW ANALYSIS												
Year	Beginning Balance(A)	Interest Earnings(B)	Prev. Year's Assessed Valuation(C)	Debt Tax Rate	Tax Coll. Factor	Projected Tax Revenues	Other Revenue Sources(D)	Total Funds Available for Debt Service	Debt Service Reqmnts(E)	Projected Ending Balance	Reserve Balance	
2025	\$3,450,000	\$69,000	\$956,000,000	\$0.290	98%	\$2,716,952	\$0	\$6,235,952	\$2,603,967	\$3,631,985	145%	
2026	\$3,631,985	\$72,640	\$993,911,955	\$0.290	98%	\$2,824,698	\$0	\$6,529,322	\$2,499,005	\$4,030,317	154%	
2027	\$4,030,317	\$80,606	\$993,911,955	\$0.290	98%	\$2,824,698	\$0	\$6,935,622	\$2,609,955	\$4,325,667	150%	
2028	\$4,325,667	\$86,513	\$993,911,955	\$0.290	98%	\$2,824,698	\$0	\$7,236,878	\$2,879,536	\$4,357,342	150%	
2029	\$4,357,342	\$87,147	\$993,911,955	\$0.290	98%	\$2,824,698	\$0	\$7,269,186	\$2,906,905	\$4,362,281	151%	
2030	\$4,362,281	\$87,246	\$993,911,955	\$0.290	98%	\$2,824,698	\$0	\$7,274,225	\$2,891,274	\$4,382,951	150%	
2031	\$4,382,951	\$87,659	\$993,911,955	\$0.290	98%	\$2,824,698	\$0	\$7,295,308	\$2,925,387	\$4,369,921	152%	
2032	\$4,369,921	\$87,398	\$993,911,955	\$0.290	98%	\$2,824,698	\$0	\$7,282,017	\$2,881,255	\$4,400,762	150%	
2033	\$4,400,762	\$88,015	\$993,911,955	\$0.290	98%	\$2,824,698	\$0	\$7,313,475	\$2,940,159	\$4,373,316	148%	
2034	\$4,373,316	\$87,466	\$993,911,955	\$0.290	98%	\$2,824,698	\$0	\$7,285,480	\$2,949,455	\$4,336,025	145%	
2035	\$4,336,025	\$86,720	\$993,911,955	\$0.290	98%	\$2,824,698	\$0	\$7,247,443	\$2,994,325	\$4,253,118	149%	
2036	\$4,253,118	\$85,062	\$993,911,955	\$0.290	98%	\$2,824,698	\$0	\$7,162,878	\$2,857,712	\$4,305,166	202%	
2037	\$4,305,166	\$86,103	\$993,911,955	\$0.290	98%	\$2,824,698	\$0	\$7,215,967	\$2,132,475	\$5,083,492	235%	
2038	\$5,083,492	\$101,670	\$993,911,955	\$0.290	98%	\$2,824,698	\$0	\$8,009,860	\$2,160,912	\$5,848,948	271%	
2039	\$5,848,948	\$116,979	\$993,911,955	\$0.290	98%	\$2,824,698	\$0	\$8,790,625	\$2,161,803	\$6,628,822	303%	
2040	\$6,628,822	\$132,576	\$993,911,955	\$0.290	98%	\$2,824,698	\$0	\$9,586,096	\$2,185,131	\$7,400,965	339%	
2041	\$7,400,965	\$148,019	\$993,911,955	\$0.290	98%	\$2,824,698	\$0	\$10,373,682	\$2,181,303	\$8,192,379	377%	
2042	\$8,192,379	\$163,848	\$993,911,955	\$0.290	98%	\$2,824,698	\$0	\$11,180,924	\$2,175,568	\$9,005,356	406%	
2043	\$9,005,356	\$180,107	\$993,911,955	\$0.290	98%	\$2,824,698	\$0	\$12,010,161	\$2,217,225	\$9,792,936	444%	
2044	\$9,792,936	\$195,859	\$993,911,955	\$0.290	98%	\$2,824,698	\$0	\$12,813,493	\$2,206,271	\$10,607,222	473%	
2045	\$10,607,222	\$212,144	\$993,911,955	\$0.290	98%	\$2,824,698	\$0	\$13,644,064	\$2,242,709	\$11,401,355	849%	
2046	\$11,401,355	\$228,027	\$993,911,955	\$0.290	98%	\$2,824,698	\$0	\$14,454,080	\$1,342,850	\$13,111,230	949%	
2047	\$13,111,230	\$262,225	\$993,911,955	\$0.290	98%	\$2,824,698	\$0	\$16,198,152	\$1,382,100	\$14,816,052	1082%	
2048	\$14,816,052	\$296,321	\$993,911,955	\$0.290	98%	\$2,824,698	\$0	\$17,937,071	\$1,369,600	\$16,567,471	1196%	
2049	\$16,567,471	\$331,349	\$993,911,955	\$0.290	98%	\$2,824,698	\$0	\$19,723,518	\$1,385,800	\$18,337,718	1993%	
2050	\$18,337,718	\$366,754	\$993,911,955	\$0.290	98%	\$2,824,698	\$0	\$21,529,170	\$920,000	\$20,609,170	2259%	
2051	\$20,609,170	\$412,183	\$993,911,955	\$0.290	98%	\$2,824,698	\$0	\$23,846,052	\$912,500	\$22,933,552	2470%	
2052	\$22,933,552	\$458,671	\$993,911,955	\$0.290	98%	\$2,824,698	\$0	\$26,216,920	\$928,500	\$25,288,420	2755%	
2053	\$25,288,420	\$505,768	\$993,911,955	\$0.290	98%	\$2,824,698	\$0	\$28,618,886	\$918,000	\$27,700,886	#DIV/0!	

(A) Comprised of Debt Service Fund and Tax Fund balance after all 2024 debt service payments. (Includes Cap Interest from Series 22024 Bonds.)

(B) Projected @ 2.0%.

(C) Reflects the 1/1/2024 Certified Taxable Value and the 4/1/2024 Estimate of Value per HCAD data. No growth assumed thereafter.

(D) None assumed.

(E) Reflects existing debt service requirements with the \$14,000,000 Series 2024 Bonds ACTUAL RESULTS.

CNP UTILITY DISTRICT
Debt Service Fund Cash Flow - No A.V. Growth Assumed
Includes the Sale of \$14,000,000 Series 2024 Bonds ACTUAL RESULTS

9/16/2024
 2024TRISNoGrowthDebtServiceCashFlow

Year	DEBT SERVICE FUND CASH FLOW ANALYSIS										Prepared by The GMS Group	
	Beginning Balance(A)	Interest Earnings(B)	Prev. Year's Assessed Valuation(C)	Debt Tax Rate	Tax Coll. Factor	Projected Tax Revenues	Other Revenue Sources(D)	Total Funds Available for Debt Service	Debt Service Reqmnts(E)	Projected Ending Balance	Reserve Balance	
2025	\$3,450,000	\$69,000	\$956,000,000	\$0.290	98%	\$2,716,952	\$0	\$6,235,952	\$2,603,967	\$3,631,985	145%	
2026	\$3,631,985	\$72,640	\$956,000,000	\$0.290	98%	\$2,716,952	\$0	\$6,421,577	\$2,499,005	\$3,922,572	150%	
2027	\$3,922,572	\$78,451	\$956,000,000	\$0.290	98%	\$2,716,952	\$0	\$6,717,975	\$2,609,955	\$4,108,020	143%	
2028	\$4,108,020	\$82,160	\$956,000,000	\$0.290	98%	\$2,716,952	\$0	\$6,907,133	\$2,879,536	\$4,027,597	139%	
2029	\$4,027,597	\$80,552	\$956,000,000	\$0.290	98%	\$2,716,952	\$0	\$6,825,100	\$2,906,905	\$3,918,195	136%	
2030	\$3,918,195	\$78,364	\$956,000,000	\$0.290	98%	\$2,716,952	\$0	\$6,713,511	\$2,891,274	\$3,822,237	131%	
2031	\$3,822,237	\$76,445	\$956,000,000	\$0.290	98%	\$2,716,952	\$0	\$6,615,634	\$2,925,387	\$3,690,247	128%	
2032	\$3,690,247	\$73,805	\$956,000,000	\$0.290	98%	\$2,716,952	\$0	\$6,481,004	\$2,881,255	\$3,599,749	122%	
2033	\$3,599,749	\$71,995	\$956,000,000	\$0.290	98%	\$2,716,952	\$0	\$6,388,696	\$2,940,159	\$3,448,537	117%	
2034	\$3,448,537	\$68,971	\$956,000,000	\$0.290	98%	\$2,716,952	\$0	\$6,234,460	\$2,949,455	\$3,285,005	110%	
2035	\$3,285,005	\$65,700	\$956,000,000	\$0.290	98%	\$2,716,952	\$0	\$6,067,657	\$2,994,325	\$3,073,332	108%	
2036	\$3,073,332	\$61,467	\$956,000,000	\$0.290	98%	\$2,716,952	\$0	\$5,851,751	\$2,857,712	\$2,994,039	140%	
2037	\$2,994,039	\$59,881	\$956,000,000	\$0.290	98%	\$2,716,952	\$0	\$5,770,871	\$2,132,475	\$3,638,396	168%	
2038	\$3,638,396	\$72,768	\$956,000,000	\$0.290	98%	\$2,716,952	\$0	\$6,428,116	\$2,160,912	\$4,267,204	197%	
2039	\$4,267,204	\$85,344	\$956,000,000	\$0.290	98%	\$2,716,952	\$0	\$7,069,500	\$2,161,803	\$4,907,697	225%	
2040	\$4,907,697	\$98,154	\$956,000,000	\$0.290	98%	\$2,716,952	\$0	\$7,722,803	\$2,185,131	\$5,537,672	254%	
2041	\$5,537,672	\$110,753	\$956,000,000	\$0.290	98%	\$2,716,952	\$0	\$8,365,378	\$2,181,303	\$6,184,075	284%	
2042	\$6,184,075	\$123,681	\$956,000,000	\$0.290	98%	\$2,716,952	\$0	\$9,024,708	\$2,175,568	\$6,849,140	309%	
2043	\$6,849,140	\$136,983	\$956,000,000	\$0.290	98%	\$2,716,952	\$0	\$9,703,075	\$2,217,225	\$7,485,850	339%	
2044	\$7,485,850	\$149,717	\$956,000,000	\$0.290	98%	\$2,716,952	\$0	\$10,352,519	\$2,206,271	\$8,146,248	363%	
2045	\$8,146,248	\$162,925	\$956,000,000	\$0.290	98%	\$2,716,952	\$0	\$11,026,125	\$2,242,709	\$8,783,416	654%	
2046	\$8,783,416	\$175,668	\$956,000,000	\$0.290	98%	\$2,716,952	\$0	\$11,676,036	\$1,342,850	\$10,333,186	748%	
2047	\$10,333,186	\$206,664	\$956,000,000	\$0.290	98%	\$2,716,952	\$0	\$13,256,802	\$1,382,100	\$11,874,702	867%	
2048	\$11,874,702	\$237,494	\$956,000,000	\$0.290	98%	\$2,716,952	\$0	\$14,829,148	\$1,369,600	\$13,459,548	971%	
2049	\$13,459,548	\$269,191	\$956,000,000	\$0.290	98%	\$2,716,952	\$0	\$16,445,691	\$1,385,800	\$15,059,891	1637%	
2050	\$15,059,891	\$301,198	\$956,000,000	\$0.290	98%	\$2,716,952	\$0	\$18,078,041	\$920,000	\$17,158,041	1880%	
2051	\$17,158,041	\$343,161	\$956,000,000	\$0.290	98%	\$2,716,952	\$0	\$20,218,154	\$912,500	\$19,305,654	2079%	
2052	\$19,305,654	\$386,113	\$956,000,000	\$0.290	98%	\$2,716,952	\$0	\$22,408,719	\$928,500	\$21,480,219	2340%	
2053	\$21,480,219	\$429,604	\$956,000,000	\$0.290	98%	\$2,716,952	\$0	\$24,626,775	\$918,000	\$23,708,775	#DIV/0!	

(A) Comprised of Debt Service Fund and Tax Fund balance after all 2024 debt service payments. (Includes Cap Interest from Series 2024 Bonds.)

(B) Projected @ 2.0%.

(C) Reflects the 1/1/2024 Certified Taxable Value and the 7/1/2024 Estimate of Value per HCAD data. No growth assumed thereafter.

(D) None assumed.

(E) Reflects existing debt service requirements with the \$14,000,000 Series 2024 Bonds ACTUAL RESULTS.


Champions

HYDRO - LAWN

Erosion Control Specialist since 1976

CNP UTILITY DISTRICT Facilities Report

September 19th, 2024



13226 Kaltenbrun ~ Houston, Texas 77086 ~ Phone: 713-703-3516 ~ Office: 281-445-2614

Account Representative: Sam Miskimins ~ Email: smiskimins@champhydro.com


13226 Kaltenbrun ~ Houston, Texas 77086 ~ Phone: 281-714-1281 ~ Office: 281-445-2614

Parks Representative: Cheyenne Evans ~ Email: cevans@champhydro.com

**Cypress Trace Ditch - Last serviced January 29th 2024 (Weedat & Herbicide)
Next service will be in October/November 2024.**

30-03375-00
095-44477-00


AGENCY: 37-13
04/10/2024



2024-09-16
11:10:09-05:00

30-03375-00
095-44477-00

AGENCY: 37-13
04/10/2024











2024-09-16
11:10:35-05:00

Cypress Station Reserve G - Last serviced July 22nd 2024.
Next service will be in October.






Interstate Commerce Center





Urban Southwest








Lents Family Parks – East Park






I. East Park

- Maintenance completed per contract.










Lents Family Parks – West Park




I. West Park

- Maintenance completed per contract.








EAST



WEST



Reservations for Pavilions:

MONTH	EAST	WEST
August	12	6
September	14	7
October	1	0
TOTAL	27	13



I. Splash Pad

- CLO**SE**D - October 1st thru April 30th
- Will Open again on June 1st – Open every day till August 31st
- After Strom – Power wash / Flush

Replace Playground Wall Board

Date 9/18/2024

Client

CNP UD
C/O MUNICIPAL ACCOUNTS AND CONSULTING
1281 BRITTMOORE ROAD
HOUSTON, TX 77043

Property

CNP UD

This proposal is for the replacement of one of the playground pieces.

General Rehab

Items	Quantity	Unit
Common Labor	2.00	Hr
Playground Wall Board	1.00	ea

Sales Tax: \$0.00

General Rehab: \$428.21

Project Summary

Description	Price	Sales Tax	Total
General Rehab	\$428.21	\$0.00	\$428.21
Project Total	\$428.21	\$0.00	\$428.21

Terms & Conditions

WE PROPOSE TO HEREBY FURNISH MATERIAL & LABOR, COMPLETE IN ACCORDANCE W/ ABOVE SPECIFICATIONS. Any material is guaranteed to be as specified. All work to be completed in a workmanlike manner according to standard practices. Any alteration or deviation from above specifications involving extra costs will be executed only upon written orders and will become an extra charge over and above the estimate. All agreements contingent upon strikes, accidents or delays beyond our control. Owner to carry fire, tornado, flood and other necessary insurance. Our workers are fully covered by Workmen's Compensation insurance. By signing this proposal/contract, we, the undersigned, agree to accept the insurance coverage provided by Champions Hydro-Lawn, Inc. as stated on the attached certificate.

Due to the recent volatility in the commodity markets this quotation is valid for twenty (20) calendar days. Please acknowledge acceptance by signing and returning a copy to Champions Hydro-Lawn.

Champions Hydro Lawn, INC

CNP UD

By *Cheyenne Evans* 9/18/2024

By _____ Date

Cheyenne Evans

Date

Date

cevans@champhydro.com

Printed Name

Bench Replacement - East Lents Family Park

Date 9/18/2024

Client CNP UD
C/O MUNICIPAL ACCOUNTS AND CONSULTING
1281 BRITTMOORE ROAD
HOUSTON, TX 77043

Property CNP UD

- Remove & Replace bench at East Lents Park.

General Rehab

Items	Quantity	Unit
Park Bench	1.00	ea
Common Labor	4.00	Hr

Sales Tax: \$0.00
General Rehab: \$1,951.40

Project Summary

Description	Price	Sales Tax	Total
General Rehab	\$1,951.40	\$0.00	\$1,951.40
Project Total	\$1,951.40	\$0.00	\$1,951.40

Terms & Conditions

WE PROPOSE TO HEREBY FURNISH MATERIAL & LABOR, COMPLETE IN ACCORDANCE W/ ABOVE SPECIFICATIONS. Any material is guaranteed to be as specified. All work to be completed in a workmanlike manner according to standard practices. Any alteration or deviation from above specifications involving extra costs will be executed only upon written orders and will become an extra charge over and above the estimate. All agreements contingent upon strikes, accidents or delays beyond our control. Owner to carry fire, tornado, flood and other necessary insurance. Our workers are fully covered by Workmen's Compensation insurance. By signing this proposal/contract, we, the undersigned, agree to accept the insurance coverage provided by Champions Hydro-Lawn, Inc. as stated on the attached certificate.

Due to the recent volatility in the commodity markets this quotation is valid for twenty (20) calendar days. Please acknowledge acceptance by signing and returning a copy to Champions Hydro-Lawn.

Champions Hydro Lawn, INC

CNP UD

By Cheyenne Evans 9/18/2024

By _____ Date

Cheyenne Evans
cevans@champhydro.com

Printed Name

Lents Park West Playground

Date 9/6/2024

Client

CNP UD
C/O MUNICIPAL ACCOUNTS AND CONSULTING
1281 BRITTMOORE ROAD
HOUSTON, TX 77043

Property

CNP UD

- Remove and haul-off root balls (both playgrounds)
- Install non-woven geotextile fabric
- Install 30 yds of kiddie mulch (entire area)
- Remove 20LF of black plastic edging
- Replace 20LF of black plastic edging after operations are complete.

General Rehab

Items	Quantity	Unit
Mobilization	1.00	ea
Excavator & Skid Steer w/Operator	1.00	Day
Common Labor	50.00	Hr
Haul-Off	1.00	ea
Geo Textile Matting	0.50	roll
Kiddy Cushion Installed	30.00	Yard

Sales Tax: \$0.00

General Rehab: \$9,645.00

Project Summary

Description	Price	Sales Tax	Total
General Rehab	\$9,645.00	\$0.00	\$9,645.00
Project Total	\$9,645.00	\$0.00	\$9,645.00

Terms & Conditions

WE PROPOSE TO HEREBY FURNISH MATERIAL & LABOR, COMPLETE IN ACCORDANCE W/ ABOVE SPECIFICATIONS. Any material is guaranteed to be as specified. All work to be completed in a workmanlike manner according to standard practices. Any alteration or deviation from above specifications involving extra costs will be executed only upon written orders and will become an extra charge over and above the estimate. All agreements contingent upon strikes, accidents or delays beyond our control. Owner to carry fire, tornado, flood and other necessary insurance. Our workers are fully covered by Workmen's Compensation insurance. By signing this proposal/contract, we, the undersigned, agree to accept the insurance coverage provided by Champions Hydro-Lawn, Inc. as stated on the attached certificate.

Due to the recent volatility in the commodity markets this quotation is valid for twenty (20) calendar days. Please acknowledge acceptance by signing and returning a copy to Champions Hydro-Lawn.

Champions Hydro Lawn, INC

CNP UD

By *DNU Cheyenne*
Evans

9/6/2024

By

DNU Cheyenne Evans

Date

Date

cheyenneevans23@yahoo.com

9368707324

Printed Name



Honesty | Efficiency | Transparency | Accountability | Continuity

MUNICIPAL TAX SERVICE, LLC

CNP UTILITY DISTRICT

FOR THE MONTH ENDING

August 31, 2024



MUNICIPAL TAX SERVICE,LLC

CNP UD – JUR 131
FOR THE PERIOD ENDING 08/31/2024

RECEIVABLES SUMMARY

2023 Balance Forward Levy at 10/31/22 FYE	\$2,797,324.28	
CAD Changes / Uncollectible	(\$57,022.08)	
		2,740,302.20
Outstanding Balance forward Prior Years (2022-2009) at 10/31/22 FYE	\$37,919.36	
CAD Changes / Uncollectible	(\$110,644.95)	
		(72,725.59)
Total Levy to be collected		2,667,576.61
Collection prior months (all years)	(\$2,578,617.57)	
2023 Taxes Collected net NSF & KR Refunds during current month	\$20,681.93	
Taxes Collected for Prior Years net NSF & KR Refunds during current month	\$3,082.76	
		(2,554,852.88)
Total Outstanding Balance		112,723.73

TAX ACCOUNT

Beginning Balance – Tax Account

312,178.76

Income

Taxes Collected current Year	\$4,318.62
Taxes Collected Prior Year	\$1.43
10% Rendition Penalty	\$0.00
Penalties & Interest	\$800.82
Collection Fee Paid	\$1,024.17
Overpayments	\$0.00
NSF or Reversals, Bank Charges	\$0.00
Escrow / Prepaid	\$1.02
	\$6,146.06

VOID CK 2206 (Returned Mail)

\$14,772.98

333,097.80

Expenses

CK # 2225 Harris Central Appraisal District - 4th Quarter CAD Fees	\$5,994.00
CK # 2226 Ted A. Cox, P.C. - Delinquent Attorney Expenses & Collection Fee (August 2024)	\$1,088.10
CK # 2227 CAF Arden Cypress Owner LLC - Correction Roll Refund TY 2023 KR 12	\$14,491.30
CK # 2228 Tire Kingdom INC - Correction Roll Refund TY 2023 KR 12	\$527.01
CK # 2229 910 Cypress Holdings LLC - Correction Roll Refund TY 2023 KR 12	\$7,642.37
CK # 2230 Lakeside Place PFC - Correction Roll Refund TY 2023 KR 12 & TY 2022 KR 24	\$4,539.73
CK # 2231 CRP Al Hafer Road Owner LP - Correction Roll Refund TY 2020 KR 48	\$884.33
CK # 2232 B & A Municipal Tax Service LLC - Inv. 131-375	\$2,466.60
CK # 2233 B & A Municipal Tax Service LLC - Inv. 131.376	\$295.72
	\$37,929.16

Ending Balance –Tax Account

295,168.64



MUNICIPAL TAX SERVICE,LLC

CNP UD – JUR 131
FOR THE PERIOD ENDING 08/31/2024

OUTSTANDING TAXES – YEAR TO DATE

TAX YEAR	BALANCE FORWARD	CAD		COLLECTIONS	OUTSTANDING TAXES	COLLECTIONS PERCENTAGE
	@ 10/01/23	SUPPLEMENTS & CORRECTIONS	UNCOLLECTIBLE			
2023	\$2,797,324.24	(\$57,022.04)	\$0.00	\$2,644,495.42	\$95,806.78	96.51%
2022	\$2,121,310.90	(\$85,140.08)	\$0.00	\$2,031,877.68	\$4,293.14	99.79%
2021	\$1,955,330.67	(\$17,810.29)	\$0.00	\$1,934,893.85	\$2,626.52	99.86%
2020	\$1,995,852.11	(\$7,698.88)	\$0.00	\$1,985,626.35	\$2,526.88	99.87%
2019	\$1,814,761.10	\$0.00	(\$36.18)	\$1,812,079.00	\$2,645.92	99.85%
2018	\$1,661,109.18	\$0.00	(\$1,469.61)	\$1,659,105.67	\$533.90	99.97%
2017	\$1,675,642.39	\$0.00	(\$3,743.24)	\$1,671,515.35	\$383.80	99.98%
2016	\$1,597,487.07	\$4.29	(\$3,162.03)	\$1,593,925.16	\$404.17	99.97%
2015	\$1,544,411.07	\$0.00	(\$1,065.21)	\$1,542,881.37	\$464.49	99.97%
2014	\$1,560,064.09	\$0.00	(\$521.48)	\$1,558,876.05	\$666.56	99.96%
2013	\$1,538,692.02	\$0.00	(\$1,173.10)	\$1,536,755.15	\$763.77	99.95%
2012	\$1,542,534.78	\$0.00	(\$4,141.25)	\$1,537,622.65	\$770.88	99.95%
2011	\$1,478,747.13	\$0.00	(\$3,854.74)	\$1,474,474.06	\$418.33	99.97%
2010	\$1,424,481.72	\$0.00	(\$1,550.55)	\$1,422,601.14	\$330.03	99.98%
2009	\$1,466,381.79	\$0.00	(\$12,822.21)	\$1,453,471.02	\$88.56	99.99%
					\$112,723.73	

EXEMPTIONS & TAX RATES

TAX YEAR	HOMESTEAD EXEMPTION	OVER 65 / DISABLED	M & O RATE	DEBT SERVICE RATE	CONTRACT TAX RATE	TOTAL RATE
2023	20.00%	15,000	0.00000	0.29000	0.00000	0.29000
2022	20.00%	15,000	0.00000	0.25500	0.00000	0.25500
2021	20.00%	15,000	0.00000	0.25800	0.00000	0.25800
2020	20.00%	15,000	0.00000	0.28000	0.00000	0.28000
2019	20.00%	15,000	0.00000	0.28000	0.00000	0.28000
2018	20.00%	15,000	0.00000	0.28000	0.00000	0.28000
2017	20.00%	15,000	0.00000	0.28000	0.00000	0.28000
2016	20.00%	15,000	0.00000	0.28000	0.00000	0.28000
2015	20.00%	15,000	0.00000	0.30000	0.00000	0.30000
2014	20.00%	15,000	0.00000	0.32000	0.00000	0.32000
2013	20.00%	15,000	0.00000	0.33000	0.00000	0.33000
2012	20.00%	15,000	0.00000	0.36000	0.00000	0.36000

DISTRICT VALUES

TAX YEAR	LAND & IMPROVEMENTS	AG NET	PERSONAL PROPERTY	EXEMPTIONS	TOTAL VALUE	SR	KR
2023	843,020,532	0	162,345,507	60,434,175	944,931,864	12	12
2022	695,615,496	2,132	146,492,720	43,611,970	798,498,378	24	24
2021	631,993,821	1,938	162,263,302	43,282,296	750,976,765	36	36
2020	618,377,683	1,938	134,248,505	42,573,444	710,054,682	48	48
2019	558,292,265	1,899	123,393,050	33,558,152	648,129,062	60	60
2018	518,896,194	1,899	111,795,896	37,440,794	593,253,195	67	67
2017	515,178,748	1,860	103,851,781	20,588,757	598,443,632	79	79
2016	492,815,377	1,841	95,417,159	17,701,834	570,532,543	85	85
2015	436,902,874	1,647	94,803,828	16,904,704	514,803,645	61	61
2014	408,543,751	1,822	95,342,777	16,368,373	487,519,977	67	67
2013	383,093,591	0	97,859,751	14,682,978	466,270,364	79	79
2012	359,660,695	0	82,013,489	13,192,246	428,481,938	89	89



MUNICIPAL TAX SERVICE, LLC

CNP UD – JUR 131
FOR THE PERIOD ENDING 08/31/2024

PROFIT & LOSS

	CURRENT MONTH 08/01/24 - 08/31/24	FISCAL YEAR 11/01/23 - 08/31/2024
BEGINNING BALANCE	333,590.29	272,775.60
<u>INCOME</u>		
10% Rendition Penalty	0.00	6,314.72
NSF Fee Collected	0.00	0.00
Dealer Inventory Tax (SIT Overages)	0.00	0.00
Prepaid/ Escrow Payments	1.02	1.02
Collection Fee	1,024.17	3,313.42
Earned Interest	0.00	0.00
Title Search Fees	0.00	127.00
Overpayments	0.00	11,293.36
Penalty & Interest	800.82	6,712.98
Taxes Collected	4,320.05	2,743,176.00
Total Income	6,146.06	2,770,938.50
<u>EXPENSES</u>		
Audit/Records	0.00	175.00
Bank Charges	0.00	25.00
Affidavits / Certified Tax Statements	30.00	105.00
Bond Premium	0.00	250.00
CAD Fees	0.00	17,579.00
Certificate of Value	0.00	350.00
Copies	109.20	1,455.80
Correction Roll Refunds	2,863.75	144,491.20
Continuing Disclosure	425.00	425.00
Delinquent Tax Attorney Assistance	15.00	15.00
Delinquent Tax Attorney Expense	41.60	582.39
Delinquent Tax Attorney Fee	27.72	2,433.88
Estimate of Value	254.77	704.77
FA Assistance	0.00	0.00
Processing / tracking of Installments	0.00	0.00
Unclaimed Property Processing	0.00	60.00
Legal Notices	0.00	845.90
Mailing & Handling	36.19	1,626.92
Maps	0.00	0.00
Meeting Travel & Mileage	156.35	1,210.67
Overpayment Refund	0.00	11,293.08
Penalty & Interest Refund	0.00	305.80
Public Hearing	0.00	650.00
Research	0.00	0.00
Records Management	11.38	116.04
Rendition 5% to CAD	0.00	315.39
Rendition Refunds	0.00	135.57
Roll Update & Processing	0.00	637.50
Supplies	200.99	200.99
Tax Assessor Collector Fee – AB	2,466.60	24,626.40
Tax Rate Preparation & Calculation	0.00	0.00
Transfer to Debt Service	0.00	2,500,000.00
	6,638.55	2,710,616.30
ENDING BALANCE	333,097.80	333,097.80



MUNICIPAL TAX SERVICE, LLC

CNP UD – JUR 131
FOR THE PERIOD ENDING 08/31/2024

YEAR TO YEAR COMPARISON

	2023	%		2022	%	VARIANCE
October	\$0.00	0.00%		\$0.00	0.00%	0.00%
November	\$40,665.02	1.44%		\$94,785.90	4.22%	-2.78%
December	\$416,811.91	16.13%		\$444,731.90	24.00%	-7.87%
January	\$2,007,745.73	86.77%		\$1,388,658.53	85.60%	1.17%
February	\$243,773.56	95.12%		\$177,727.16	93.90%	1.22%
March	\$12,563.00	95.21%		\$61,387.95	96.91%	-1.70%
April	\$8,955.00	95.49%		\$10,669.85	97.34%	-1.85%
May	\$8,991.78	96.38%		\$15,277.40	98.05%	-1.67%
June	\$197.49	96.39%		\$64.66	98.03%	-1.64%
July	\$117.44	96.38%		\$41.69	98.02%	-1.64%
August	\$4,318.62	96.51%		\$2,352.00	98.13%	-1.62%
September				\$8,775.06	98.81%	

MONTHLY COLLECTIONS

2023	2022	2021	2020	2019	2018
\$4,318.62	\$0.00	\$0.00	\$0.00	\$0.00	\$0.00
2017	2016	2015	2014	2013	
\$0.00	\$0.00	\$0.00	\$0.00	\$0.00	



MUNICIPAL TAX SERVICE,LLC

CNP UTILITY DISTRICT
FOR THE PERIOD ENDING 08/23/2024

PLEDGED SECURITIES REPORT

SECURITIES PLEDGED AT 105% OVER FDIC INSURED \$250,000

COLLATERAL SECURITY AGREEMENT ON FILE : YES

TAX BANK ACCOUNT HELD AT: WELLS FARGO / BANK OF NEW YORK MELLON

COLLATERAL SECURITY REQUIRED: \$643,433.56


TYPE OF PLEDGED INVESTMENT: 01BZII

IN COMPLIANCE W/ DISTRICT INVESTMENT POLICY: YES

STATE OF TEXAS §


COUNTY OF HARRIS §

Avik Bonnerjee, being duly sworn, says that he is the Tax Assessor-Collector for the above named District and the foregoing contains a true and correct report accounting for all taxes collected for said District during the month therein stated.



Avik Bonnerjee, RTA

SWORN TO AND SUBSCRIBED BEFORE ME, this 1st day of September 2024.



Rebecca Brewer
Notary Public, State of Texas
Notary ID #1258819

My Commission Expires March 1, 2028



HARRIS CENTRAL APPRAISAL DISTRICT
 BUDGET AND FINANCE DIVISION - ACCOUNTS RECEIVABLE
 PO BOX 920975
 HOUSTON, TX 77292-0975
 UNITED STATES OF AMERICA
 PHONE: +1 (713) 8087659
 FAX: +1 (713) 9577410

COPY INVOICE

Invoice Number: CI-00001977
 Invoice Date: 08/19/2024
 Due Date: 09/30/2024
 Terms: DUE UPON RECEIPT
 Customer ID: 131

Bill To:

CNP UTILITY DISTRICT
 MS RENEE S GRANBERRY
 3700 BUFFALO SPEEDWY STE 830
 HOUSTON, TX 77098

Remit To:

HARRIS CENTRAL APPRAISAL DISTRICT
 Budget and Finance Division - Accounts Receivable
 PO Box 920975
 Houston, TX 77292-0975
 United States of America
 +1 (713) 8087659

Sales Item	Description	Quantity	UOM	Unit Price	Amount
	Fourth Quarter Assessment	1	Quarter	5,994.00	5,994.00
				Sub Total	5,994.00
				Tax	0.00
				Invoice Total	5,994.00

**PENALTY AND INTEREST APPLY IF
 NOT PAID BY DUE DATE.**

* SEC 6.06(e), TEXAS PROPERTY TAX CODE

CH 2225 9-1-24
 MAIL TO:

HARRIS CENTRAL APPRAISAL DISTRICT
 BUDGET AND FINANCE DIVISION -
 ACCOUNTS RECEIVABLE
 PO BOX 920975
 HOUSTON, TX 77292-0975
 UNITED STATES OF AMERICA

CNP UD
Deposits Report
For Dates 8/1/2024 thru 8/31/2024

Bank	Deposit Date	Deposit No	Ck/Cash	CC	WACH	Deposit Amount
WELLS FARGO BANK	8/8/2024	20240184	3	0	0	2,869.02
	8/14/2024	20240185	1	0	0	2.36
	8/19/2024	20240186	1	0	0	1.02
	8/21/2024	20240187	1	0	0	0.00
	8/21/2024	20240188	1	0	0	0.00
	8/21/2024	20240189	4	0	0	0.00
	8/27/2024	20240190	0	0	1	3,273.66
Total Deposits		7	11	0	1	6,146.06

<u>GL Account Summary</u>	<u>2023</u>	<u>2022</u>	<u>2021</u>	<u>2020</u>	<u>Total Report</u>
Taxes Paid	-20,681.93	-2,199.86	1.43	-884.33	-23,764.69
P&I Paid	800.28		0.54		800.82
Coll Fee Paid	1,023.78		0.39		<u>1,024.17</u> - Ted COX
Refund	25,000.55	2,199.86		884.33	28,084.74
Escrow Paid	1.02				1.02
	<u>6,143.70</u>	<u>0.00</u>	<u>2.36</u>	<u>0.00</u>	<u>6,146.06</u>

1,024.17
63,934
002
1,038,104
0.00

CK 2226 9-1-24

TED A. COX, P.C.
Attorney at Law
2855 Mangum, Suite 100A
Houston, Texas 77092
(713) 956-9400 Office
(713) 956-8485 Telefax

TED A. COX

August 26, 2024

B&A Municipal Tax Service, LLC
13333 Northwest Freeway, Suite 250
Houston, Texas 77040

RE: CNP Utility District – Tax Suits/Collections

Expenses/Fees:

Postage/Copy/Deed/Constable/Online Database Search Fees (August 2024)	<u>\$63.93</u>
TOTAL DUE THIS INVOICE	\$63.93

PLEASE MAKE CHECK PAYABLE TO "TED A. COX, P.C."

CK 2226 9-1-24

MONTH OF AUGUST 2024

<u>DISTRICT</u>	<u>COPIES</u>	<u>POSTAGE</u>	<u>DEED FEES</u>	<u>LEXIS NEXIS RESEARCH FEES</u>	<u>OTHER EXPENSES</u>	<u>TOTAL</u>
Big Sky MUD						
Chambers PID #2						
Chambers PID #3						
Chambers County MUD #3						
Cinco MUD #12	\$10.80	\$16.47		\$11.72		\$38.99
CNP UD	\$20.03	\$7.54		\$10.86	\$25.50 (abstract filing fee)	\$63.93
Denton County Reclamation	\$6.00	\$13.14		\$9.99		\$29.13
El Dorado UD	\$15.70	\$18.25		\$25.98	\$25.50 (abstract filing fee)	\$85.43
Encanto Real	\$22.30	\$10.22		\$18.52		\$51.04
Fort Bend MUD #145						
HC Freshwater Supply District 1A JULY-AUGUST	\$24.00	\$82.27				\$106.27
Galveston MUD #14	\$9.00	\$5.11		\$13.32		\$27.43
HC MUD #5	\$19.70	\$28.47		\$19.65		\$67.82
HC UD #16	\$35.10	\$48.91		\$21.99		\$106.00
HC MUD #104 JUNE-AUGUST	\$12.90	\$19.13		\$19.98		\$52.01
HC MUD #200	\$17.30	\$24.48		\$12.05		\$53.83
HC MUD #211 JULY-AUGUST	\$9.50	\$7.87		\$13.32		\$30.69
HC MUD #233						
HC MUD #238	\$15.40	\$16.06		\$16.65		\$48.11

2023 TAX RECEIPT

CNP UTILITY DISTRICT
 AVIK BONNERJEE, TAX ASSESSOR COLLECTOR
 13333 NORTHWEST FREEWAY, SUITE 620
 HOUSTON, TX 77040

Hours: MON - THU 8 - 4 FRI 8 - 12
 Web: WWW.BAMUNITAX.COM

Phone: 713-900-2680
 Fax: 713-900-2685

Jur No	Stmt Date	Delinquent Date	Receipt No
131	8/31/2024	2/1/2024	258

Account No: [REDACTED]

TAXES ARE DUE UPON RECEIPT. TAXES WILL BECOME DELINQUENT AFTER January 31, 2024. PAYMENT MUST BE POSTMARKED BEFORE DELINQUENT DATE TO AVOID ADDITIONAL PENALTIES AND INTEREST.

Taxes that remain delinquent on July 02, 2024 will incur an additional penalty to defray costs of collection per Section 33.07, 33.08 and/or 33.11 of the Texas Property Tax Code.

Please contact the Appraisal District concerning any corrections in appraised value, ownership, address changes or any application for exemptions.
 Harris County Appraisal District
 www.hcad.org 713-957-7800

Owner Name and Address

[REDACTED]

Appraised Values		Property Information	Comparisons of the last six (6) years					
Improvement	29,242,808	[REDACTED] B1	Year	Appraised	Taxable	Rate	Taxes	% Change
Land Value	5,757,192		2023	35,000,000	35,000,000	0.290000	101,500.00	42.16%
			2022	28,000,000	28,000,000	0.255000	71,400.00	20.32%
			2021	23,000,000	23,000,000	0.258000	59,340.00	-7.86%
			2020	23,000,000	23,000,000	0.280000	64,400.00	39.23%
			2019	16,520,000	16,520,000	0.280000	46,256.00	143.41%
		2018	6,786,874	6,786,874	0.280000	19,003.25	2.68%	
			% Change between 2023 and 2018					
			415.70%	415.70%	3.57%	434.12%		

100% Assessed Value	35,000,000	Service Address	Taxable Value	Tax Rate	Tax Levy
		[REDACTED]	35,000,000	0.290000 per \$100	101,500.00

IF YOU ARE 65 YEARS OF AGE OR OLDER OR ARE DISABLED AND THE PROPERTY DESCRIBED IN THIS DOCUMENT IS YOUR RESIDENCE HOMESTEAD, YOU SHOULD CONTACT THE APPRAISAL DISTRICT REGARDING ANY ENTITLEMENT YOU MAY HAVE TO A POSTPONEMENT IN THE PAYMENT OF THESE TAXES.

Current Taxes Due	101,500.00

Payment Date	Due Before Payment	Paid By	Taxes Paid	CAD Penalties Paid	P & I Paid	Atty Fee Paid	Other Paid	Total Payment
01/10/2024	115,991.30	[REDACTED]	115,991.30	0.00	0.00	0.00	0.00	115,991.30
08/21/2024	0.00	[REDACTED]	-14,491.30	0.00	0.00	0.00	0.00	0.00
CORRECTION ROLL 12 {14491.30}								
2023 Paid in Full							Total Paid	115,991.30

CK 2227 9-1-24

2023 TAX RECEIPT

CNP UTILITY DISTRICT
 AVIK BONNERJEE, TAX ASSESSOR COLLECTOR
 13333 NORTHWEST FREEWAY, SUITE 620
 HOUSTON, TX 77040

Hours: MON - THU 8 - 4 FRI 8 - 12
 Web: WWW.BAMUNITAX.COM

Phone: 713-900-2680
 Fax: 713-900-2685

Jur No	Stmt Date	Delinquent Date	Receipt No
131	8/31/2024	2/1/2024	273
Account No		[REDACTED]	

TAXES ARE DUE UPON RECEIPT. TAXES WILL BECOME DELINQUENT AFTER January 31, 2024. PAYMENT MUST BE POSTMARKED BEFORE DELINQUENT DATE TO AVOID ADDITIONAL PENALTIES AND INTEREST.

Taxes that remain delinquent on July 02, 2024 will incur an additional penalty to defray costs of collection per Section 33.07,33.08 and/or 33.11 of the Texas Property Tax Code.

Please contact the Appraisal District concerning any corrections in appraised value, ownership, address changes or any application for exemptions.
 Harris County Appraisal District
 www.hcad.org 713-957-7800

Owner Name and Address

[REDACTED]

Appraised Values		Property Information		Comparisons of the last six (6) years					
Improvement	582,590	[REDACTED]	F1	Year	Appraised	Taxable	Rate	Taxes	% Change
Land Value	477,410			2023	1,060,000	1,060,000	0.290000	3,074.00	22.68%
				2022	982,659	982,659	0.255000	2,505.78	-5.29%
				2021	1,025,488	1,025,488	0.258000	2,645.76	-5.99%
				2020	1,005,085	1,005,085	0.280000	2,814.24	-2.53%
		2019	1,031,218	1,031,218	0.280000	2,887.41	1.18%		
		2018	1,019,192	1,019,192	0.280000	2,853.74	0.27%		
					% Change between 2023 and 2018				
					4.00%	4.00%	3.57%	7.72%	
100% Assessed Value	1,060,000			Taxable Value		Tax Rate		Tax Levy	
Taxing Unit		Less Exemptions		1,060,000		0.290000 per \$100		3,074.00	
CNP UD									
IF YOU ARE 65 YEARS OF AGE OR OLDER OR ARE DISABLED AND THE PROPERTY DESCRIBED IN THIS DOCUMENT IS YOUR RESIDENCE HOMESTEAD, YOU SHOULD CONTACT THE APPRAISAL DISTRICT REGARDING ANY ENTITLEMENT YOU MAY HAVE TO A POSTPONEMENT IN THE PAYMENT OF THESE TAXES.								Current Taxes Due	3,074.00

Payment Date	Due Before Payment	Paid By	Taxes Paid	CAD Penalties Paid	P & I Paid	Atty Fee Paid	Other Paid	Total Payment
01/16/2024	3,601.01	[REDACTED]	3,601.01	0.00	0.00	0.00	0.00	3,601.01
08/21/2024	0.00	[REDACTED]	-527.01	0.00	0.00	0.00	0.00	0.00
			CORRECTION ROLL 12		527.01			
2023 Paid in Full							Total Paid	3,601.01

OK 2228 9-1-24

2023 TAX RECEIPT

CNP UTILITY DISTRICT
 AVIK BONNERJEE, TAX ASSESSOR COLLECTOR
 13333 NORTHWEST FREEWAY, SUITE 620
 HOUSTON, TX 77040

Hours: MON - THU 8 - 4 FRI 8 - 12
 Web: WWW.BAMUNITAX.COM

Phone: 713-900-2680
 Fax: 713-900-2685

Jur No	Stmnt Date	Delinquent Date	Receipt No
131	8/31/2024	2/1/2024	322

Account No	[REDACTED]
------------	------------

TAXES ARE DUE UPON RECEIPT. TAXES WILL BECOME DELINQUENT AFTER January 31, 2024. PAYMENT MUST BE POSTMARKED BEFORE DELINQUENT DATE TO AVOID ADDITIONAL PENALTIES AND INTEREST.

Taxes that remain delinquent on July 02, 2024 will incur an additional penalty to defray costs of collection per Section 33.07, 33.08 and/or 33.11 of the Texas Property Tax Code.

Please contact the Appraisal District concerning any corrections in appraised value, ownership, address changes or any application for exemptions.
 Harris County Appraisal District
 www.hcad.org 713-957-7800

Owner Name and Address
[REDACTED]

Appraised Values		Property Information	Comparisons of the last six (6) years					
Improvement	21,715,821	[REDACTED]	Year	Appraised	Taxable	Rate	Taxes	% Change
Land Value	4,659,179		2023	26,375,000	26,375,000	0.290000	76,487.50	27.64%
			2022	23,500,000	23,500,000	0.255000	59,925.00	5.58%
			2021	22,000,000	22,000,000	0.258000	56,760.00	1.61%
			2020	19,950,000	19,950,000	0.280000	55,860.00	33.26%
			2019	14,970,921	14,970,921	0.280000	41,918.58	17.42%
			2018	12,750,000	12,750,000	0.280000	35,700.00	1.09%
			% Change between 2023 and 2018					
				106.86%	106.86%	3.57%	114.25%	

100% Assessed Value	26,375,000	[REDACTED]	Service Address		[REDACTED]
Taxing Unit		Less Exemptions	Taxable Value	Tax Rate	Tax Levy
CNP UD			26,375,000	0.290000 per \$100	76,487.50

IF YOU ARE 65 YEARS OF AGE OR OLDER OR ARE DISABLED AND THE PROPERTY DESCRIBED IN THIS DOCUMENT IS YOUR RESIDENCE HOMESTEAD, YOU SHOULD CONTACT THE APPRAISAL DISTRICT REGARDING ANY ENTITLEMENT YOU MAY HAVE TO A POSTPONEMENT IN THE PAYMENT OF THESE TAXES.

Current Taxes Due	76,487.50

Payment Date	Due Before Payment	Paid By	Taxes Paid	CAD Penalties Paid	P & I Paid	Atty Fee Paid	Other Paid	Total Payment
01/26/2024	84,129.87	[REDACTED]	84,129.87	0.00	0.00	0.00	0.00	84,129.87
08/21/2024	0.00	[REDACTED]	-7,642.37	0.00	0.00	0.00	0.00	0.00
CORRECTION ROLL 12								
76,487.50								
CK 2229							9-1-24	
2023 Paid in Full							Total Paid	84,129.87

2023 TAX RECEIPT

CNP UTILITY DISTRICT
 AVIK BONNERJEE, TAX ASSESSOR COLLECTOR
 13333 NORTHWEST FREEWAY, SUITE 620
 HOUSTON, TX 77040

Hours: MON - THU 8 - 4 FRI 8 - 12
 Web: WWW.BAMUNITAX.COM

Phone: 713-900-2680
 Fax: 713-900-2685

Jur No	Stmt Date	Delinquent Date	Receipt No
131	8/31/2024	2/1/2024	400

Account No [REDACTED]

TAXES ARE DUE UPON RECEIPT. TAXES WILL BECOME DELINQUENT AFTER January 31, 2024. PAYMENT MUST BE POSTMARKED BEFORE DELINQUENT DATE TO AVOID ADDITIONAL PENALTIES AND INTEREST.

Taxes that remain delinquent on July 02, 2024 will incur an additional penalty to defray costs of collection per Section 33.07,33.08 and/or 33.11 of the Texas Property Tax Code.

Please contact the Appraisal District concerning any corrections in appraised value, ownership, address changes or any application for exemptions.
 Harris County Appraisal District
 www.hcad.org 713-957-7800

Owner Name and Address

[REDACTED]

Appraised Values		Property Information		Comparisons of the last six (6) years					
Improvement	23,810,607	[REDACTED]	B1	Year	Appraised	Taxable	Rate	Taxes	% Change
Land Value	2,689,393			2023	26,500,000	6,897,260	0.290000	20,002.05	-63.43%
				2022	21,450,000	21,450,000	0.255000	54,697.50	14.60%
				2021	18,500,000	18,500,000	0.258000	47,730.00	-18.31%
				2020	20,868,082	20,868,082	0.280000	58,430.63	14.84%
				2019	18,171,000	18,171,000	0.280000	50,878.80	1.53%
				2018	17,896,700	17,896,700	0.280000	50,110.76	5.27%
				% Change between 2023 and 2018					
					48.07%	-61.46%	3.57%	-60.08%	

100% Assessed Value	26,500,000	Service Address	Less Exemptions	Taxable Value	Tax Rate	Tax Levy
		[REDACTED]	Prorated 19,602,740	6,897,260	0.290000 per \$100	20,002.05

IF YOU ARE 65 YEARS OF AGE OR OLDER OR ARE DISABLED AND THE PROPERTY DESCRIBED IN THIS DOCUMENT IS YOUR RESIDENCE HOMESTEAD, YOU SHOULD CONTACT THE APPRAISAL DISTRICT REGARDING ANY ENTITLEMENT YOU MAY HAVE TO A POSTPONEMENT IN THE PAYMENT OF THESE TAXES.

Current Taxes Due 20,002.05

Payment Date	Due Before Payment	Paid By	Taxes Paid	CAD Penalties Paid	P & I Paid	Atty Fee Paid	Other Paid	Total Payment
01/12/2024	22,341.92	[REDACTED]	22,341.92	0.00	0.00	0.00	0.00	22,341.92
08/21/2024	0.00	[REDACTED]	-2,339.87	0.00	0.00	0.00	0.00	0.00
			CORRECTION ROLL 12					
			(2,339.87)					
			$\begin{array}{r} 22,341.92 \\ - 2,339.87 \\ \hline 20,002.05 \end{array}$					
			002					
			LK 2230 9-1-24					
2023 Paid in Full							Total Paid	22,341.92

2022 TAX RECEIPT

CNP UTILITY DISTRICT
 AVIK BONNERJEE, TAX ASSESSOR COLLECTOR
 13333 NORTHWEST FREEWAY, SUITE 620
 HOUSTON, TX 77040

Hours: MON - THU 8 - 4 FRI 8 - 12
 Web: WWW.BAMUNITAX.COM

Phone: 713-900-2680
 Fax: 713-900-2685

Jur No	Stmt Date	Delinquent Date	Receipt No
131	8/31/2024	2/1/2023	436

Account No	[REDACTED]
------------	------------

TAXES ARE DUE UPON RECEIPT. TAXES WILL BECOME DELINQUENT AFTER January 31, 2023. PAYMENT MUST BE POSTMARKED BEFORE DELINQUENT DATE TO AVOID ADDITIONAL PENALTIES AND INTEREST.

Taxes that remain delinquent on July 01, 2023 will incur an additional penalty to defray costs of collection per Section 33.07, 33.08 and/or 33.11 of the Texas Property Tax Code.

Please contact the Appraisal District concerning any corrections in appraised value, ownership, address changes or any application for exemptions.
 Harris County Appraisal District
 www.hcad.org 713-957-7800

Owner Name and Address	[REDACTED]
------------------------	------------

Appraised Values		Property Information		Comparisons of the last six (6) years						
Improvement	19,144,806	[REDACTED]	B1	Year	Appraised	Taxable	Rate	Taxes	% Change	
Land Value	2,305,194			2022	21,450,000	21,450,000	0.255000	54,697.50	14.60%	
				2021	18,500,000	18,500,000	0.258000	47,730.00	-18.31%	
				2020	20,868,082	20,868,082	0.280000	58,430.63	14.84%	
				2019	18,171,000	18,171,000	0.280000	50,878.80	1.53%	
				2018	17,896,700	17,896,700	0.280000	50,110.76	5.27%	
				2017	17,000,000	17,000,000	0.280000	47,600.00	0.00%	
				% Change between 2022 and 2017						
				26.18%		26.18%		-8.93%		14.91%

100% Assessed Value	21,450,000	Service Address		Taxable Value		Tax Rate		Tax Levy	
Taxing Unit		Less Exemptions		21,450,000		0.255000 per \$100		54,697.50	
CNP UD									

IF YOU ARE 65 YEARS OF AGE OR OLDER OR ARE DISABLED AND THE PROPERTY DESCRIBED IN THIS DOCUMENT IS YOUR RESIDENCE HOMESTEAD, YOU SHOULD CONTACT THE APPRAISAL DISTRICT REGARDING ANY ENTITLEMENT YOU MAY HAVE TO A POSTPONEMENT IN THE PAYMENT OF THESE TAXES.

Current Taxes Due		54,697.50

Payment Date	Due Before Payment	Paid By	Taxes Paid	CAD Penalties Paid	P & I Paid	Atty Fee Paid	Other Paid	Total Payment
03/17/2023	62,018.12	[REDACTED]	56,897.36	0.00	5,120.76	0.00	0.00	62,018.12
08/21/2024	0.00	[REDACTED]	-2,199.86	0.00	0.00	0.00	0.00	0.00
			CORRECTION ROLL		{2,199.86}			
			24					
2022 Paid in Full						Total Paid		62,018.12
						OK 2230		9-1-24

2020 TAX RECEIPT

CNP UTILITY DISTRICT
 AVIK BONNERJEE, TAX ASSESSOR COLLECTOR
 13333 NORTHWEST FREEWAY, SUITE 620
 HOUSTON, TX 77040

Hours: MON - THU 8 - 4 FRI 8 - 12
 Web: WWW.BAMUNITAX.COM

Phone: 713-900-2680
 Fax: 713-900-2685

Jur No	Stmt Date	Delinquent Date	Receipt No
131	8/31/2024	2/2/2021	283

Account No [REDACTED]

TAXES ARE DUE UPON RECEIPT. TAXES WILL BECOME DELINQUENT AFTER February 01, 2021. PAYMENT MUST BE POSTMARKED BEFORE DELINQUENT DATE TO AVOID ADDITIONAL PENALTIES AND INTEREST.

Taxes that remain delinquent on July 01, 2021 will incur an additional penalty to defray costs of collection per Section 33.07, 33.08 and/or 33.11 of the Texas Property Tax Code.

Please contact the Appraisal District concerning any corrections in appraised value, ownership, address changes or any application for exemptions.
 Harris County Appraisal District
 www.hcad.org 713-957-7800

Owner Name and Address

[REDACTED]

Appraised Values		Property Information		Comparisons of the last six (6) years					
Land Value	1,810,000	[REDACTED]	[REDACTED]	Year	Appraised	Taxable	Rate	Taxes	% Change
				2020	1,810,000	1,810,000	0.280000	5,068.00	-14.86%
				2019	2,125,832	2,125,832	0.280000	5,952.33	58.35%
				2018	1,342,500	1,342,500	0.280000	3,759.00	11.88%
				2017	1,200,000	1,200,000	0.280000	3,360.00	66.67%
				2016	720,000	720,000	0.280000	2,016.00	-11.79%
				2015	761,797	761,797	0.300000	2,285.39	-15.29%
				% Change between 2020 and 2015					
					137.60%	137.60%	-6.67%	121.76%	

100% Assessed Value	1,810,000	Service Address	Taxing Unit	Less Exemptions	Taxable Value	Tax Rate	Tax Levy
		[REDACTED]	CNP UD		1,810,000	0.280000 per \$100	5,068.00

IF YOU ARE 65 YEARS OF AGE OR OLDER OR ARE DISABLED AND THE PROPERTY DESCRIBED IN THIS DOCUMENT IS YOUR RESIDENCE HOMESTEAD, YOU SHOULD CONTACT THE APPRAISAL DISTRICT REGARDING ANY ENTITLEMENT YOU MAY HAVE TO A POSTPONEMENT IN THE PAYMENT OF THESE TAXES.	Current Taxes Due	5,068.00

Payment Date	Due Before Payment	Paid By	Taxes Paid	CAD Penalties Paid	P & I Paid	Atty Fee Paid	Other Paid	Total Payment
01/25/2021	5,952.33	[REDACTED]	5,952.33	0.00	0.00	0.00	0.00	5,952.33
08/21/2024	0.00	[REDACTED]	-884.33	0.00	0.00	0.00	0.00	0.00
			CORRECTION ROLL 48		884.33			
2020 Paid in Full							Total Paid	5,952.33

CK 2231 9-1-21



MUNICIPAL TAX SERVICE, LLC

Invoice

Date	Invoice #
9/1/2024	131-375

Bill To
CNP Utility District B&A Municipal Tax Service LLC 13333 Northwest Freeway Suite 620 Houston, TX 77040

Description	Unit Count	Rate	Amount
Avik Bonnerjee, RTA - Tax Assessor Collector Fee September 2024.		2,446.80	2,446.80
2023 Additional Unit Count Invoiced 2024	22	0.90	19.80
Thank you for your business.		Total	\$2,466.60

CK 2232

9-1-24



MUNICIPAL TAX SERVICE, LLC

Invoice

Date	Invoice #
9/1/2024	131-376

Bill To
CNP Utility District B&A Municipal Tax Service LLC 13333 Northwest Freeway Suite 620 Houston, TX 77040

Description	Unit Count	Rate	Amount
Copies	545	0.20	109.00
Postage, Mailing, and Handling (17)		15.47	15.47
Roll Update & Processing Hrs. (June and July Rolls)	0.5	75.00	37.50
Records Retention		12.40	12.40
Meeting Travel Time/Mileage/Time (July 2024)		91.35	91.35
Court Affidavits	2	15.00	30.00
		<i>CK 2233</i>	<i>9-1-24</i>
Thank you for your business.		Total	\$295.72

Account No/Name/Address		Cad No/Property Descr.		Over 65	No
				Veteran	No
				Installment Code	N

Year	Stmt Date	Delq Date	Code	Taxes	Penalties	Payments	Due Aug, 2024		Due Sep, 2024		Due Oct, 2024	
							Del. P&I	Due	Del. P&I	Due	Del. P&I	Due
2023	11/15/2023	2/1/2024		1.66	0.00	0.00	0.72	2.38	0.73	2.39	0.75	2.41

Account No/Name/Address		Cad No/Property Descr.		Over 65	No
				Veteran	No
				Installment Code	N

Year	Stmt Date	Delq Date	Code	Taxes	Penalties	Payments	Due Aug, 2024		Due Sep, 2024		Due Oct, 2024	
							Del. P&I	Due	Del. P&I	Due	Del. P&I	Due
2021	9/30/2021	2/1/2022		1.90	0.19	0.00	1.50	3.59	1.52	3.61	1.55	3.64

Account No/Name/Address		Cad No/Property Descr.		Over 65	No
				Veteran	No
				Installment Code	N

Year	Stmt Date	Delq Date	Code	Taxes	Penalties	Payments	Due Aug, 2024		Due Sep, 2024		Due Oct, 2024	
							Del. P&I	Due	Del. P&I	Due	Del. P&I	Due
2021	11/16/2022	1/3/2023		3.56	0.36	3.56	0.22	0.58	0.22	0.58	0.22	0.58
	Payment Date	Payment Amt	Escrow	Taxes	Penalties		Del. P&I	Atty Fees	Other Fees	Refund		
	12/14/2021	3.92	0.00	3.56	0.36		0.00	0.00	0.00	0.00		0.00
	2/22/2022	0.00	0.00	0.00	-0.36		0.00	0.00	0.00	0.36		0.36
	3/1/2022	-0.36	0.00	0.00	0.00		0.00	0.00	0.00	-0.36		-0.36

Account No/Name/Address		Cad No/Property Descr.		Over 65	No
				Veteran	No
				Installment Code	N

Year	Stmt Date	Delq Date	Code	Taxes	Penalties	Payments	Due Aug, 2024		Due Sep, 2024		Due Oct, 2024	
							Del. P&I	Due	Del. P&I	Due	Del. P&I	Due
2022	10/21/2022	2/1/2023		45.14	4.51	0.00	28.40	78.05	29.00	78.65	29.59	79.24
2021	9/30/2021	2/1/2022		45.67	4.57	0.00	35.97	86.21	36.58	86.82	37.18	87.42
2020	10/15/2020	2/2/2021		49.56	4.96	0.00	46.89	101.41	47.54	102.06	48.20	102.72
Totals				140.37	14.04	0.00	111.26	265.67	113.12	267.53	114.97	269.38

Account No/Name/Address		Cad No/Property Descr.		Over 65	No
				Veteran	No
				Installment Code	N

Year	Stmt Date	Delq Date	Code	Taxes	Penalties	Payments	Due Aug, 2024		Due Sep, 2024		Due Oct, 2024	
							Del. P&I	Due	Del. P&I	Due	Del. P&I	Due
2023	11/15/2023	2/1/2024		35.79	3.58	0.00	16.85	56.22	17.32	56.69	17.80	57.17
2022	10/21/2022	2/1/2023		30.51	3.05	0.00	19.19	52.75	19.60	53.16	20.00	53.56
Totals				66.30	6.63	0.00	36.04	108.97	36.92	109.85	37.80	110.73

Account No/Name/Address		Cad No/Property Descr.		Over 65	No
				Veteran	No
				Installment Code	N

Year	Stmt Date	Delq Date	Code	Taxes	Penalties	Payments	Due Aug, 2024		Due Sep, 2024		Due Oct, 2024	
							Del. P&I	Due	Del. P&I	Due	Del. P&I	Due
2021	12/15/2021	2/1/2022		7.03	0.70	0.00	5.53	13.26	5.63	13.36	5.72	13.45
2020	10/15/2020	2/2/2021	L	8.47	0.85	0.00	8.02	17.34	8.13	17.45	8.24	17.56
	Lawsuit: 6/7/2021											
2019	10/18/2019	2/1/2020	L	9.41	0.94	0.00	10.39	20.74	10.52	20.87	10.64	20.99
	Lawsuit: 6/7/2021											
2018	10/18/2018	2/1/2019	L	10.46	1.05	0.00	13.21	24.72	13.35	24.86	13.49	25.00
	Lawsuit: 6/7/2021											
2017	10/20/2017	2/1/2018	L	11.62	1.16	0.00	16.51	29.29	16.67	29.45	16.82	29.60
	Lawsuit: 6/7/2021											
2016	10/20/2016	2/1/2017	L	36.16	3.62	0.00	57.12	96.90	57.60	97.38	58.08	97.86

Account No/Name/Address			Cad No/Property Descr.									
2015	Lawsuit: 6/7/2021 10/15/2015	2/2/2016	L	43.05	4.30	0.00	74.81	122.16	75.39	122.74	75.95	123.30
2014	Lawsuit: 6/7/2021 10/17/2014	2/3/2015	L	51.02	5.10	0.00	96.75	152.87	97.42	153.54	98.09	154.21
2013	Lawsuit: 6/7/2021 10/17/2013	2/1/2014	L	58.46	5.85	0.00	120.13	184.44	120.90	185.21	121.68	185.99
2012	Lawsuit: 6/7/2021 10/18/2012	2/1/2013	L	70.86	7.09	0.00	156.83	234.78	157.77	235.72	158.70	236.65
2011	Lawsuit: 6/7/2021 10/22/2011	2/1/2012	L	78.73	7.87	0.00	186.71	273.31	187.74	274.34	188.79	275.39
2010	Lawsuit: 6/15/2012 10/1/2010	2/1/2011	L	87.48	8.75	0.00	221.33	317.56	222.48	318.71	223.64	319.87
2009	Lawsuit: 9/7/2011 10/1/2009	2/1/2010	L	88.56	8.86	0.00	238.10	335.52	239.26	336.68	240.43	337.85
Totals				561.31	56.14	0.00	1,205.44	1,822.89	1,212.86	1,830.31	1,220.27	1,837.72

Over 65
Veteran
Installment Code

No
No
N

Year	Stmt Date	Delq Date	Code	Taxes	Penalties	Payments	Due Aug, 2024		Due Sep, 2024		Due Oct, 2024	
							Del. P&I	Due	Del. P&I	Due	Del. P&I	Due
2023	10/30/2023	2/1/2024		8,385.49	0.00	0.00	3,588.99	11,974.48	3,689.62	12,075.11	3,790.24	12,175.73

Over 65
Veteran
Installment Code

No
No
N

Year	Stmt Date	Delq Date	Code	Taxes	Penalties	Payments	Due Aug, 2024		Due Sep, 2024		Due Oct, 2024	
							Del. P&I	Due	Del. P&I	Due	Del. P&I	Due
2023	10/30/2023	2/1/2024		94,271.86	0.00	52,530.00	17,865.51	59,607.37	18,366.42	60,108.28	18,867.32	60,609.18

Payment Date	Payment Amt	Escrow	Taxes	Penalties	Del. P&I	Atty Fees	Other Fees	Refund
2/14/2024	52,530.00	0.00	52,530.00	0.00	0.00	0.00	0.00	0.00

Over 65
Veteran
Installment Code

No
No
N

Year	Stmt Date	Delq Date	Code	Taxes	Penalties	Payments	Due Aug, 2024		Due Sep, 2024		Due Oct, 2024	
							Del. P&I	Due	Del. P&I	Due	Del. P&I	Due
2023	5/25/2024	2/1/2024		11,890.00	0.00	0.00	5,088.92	16,978.92	5,231.60	17,121.60	5,374.28	17,264.28

Over 65
Veteran
Installment Code

No
No
N

Year	Stmt Date	Delq Date	Code	Taxes	Penalties	Payments	Due Aug, 2024		Due Sep, 2024		Due Oct, 2024	
							Del. P&I	Due	Del. P&I	Due	Del. P&I	Due
2023	10/30/2023	2/1/2024		675.38	0.00	0.00	289.06	964.44	297.17	972.55	305.27	980.65

Over 65
Veteran
Installment Code

No
No
N

Year	Stmt Date	Delq Date	Code	Taxes	Penalties	Payments	Due Aug, 2024		Due Sep, 2024		Due Oct, 2024	
							Del. P&I	Due	Del. P&I	Due	Del. P&I	Due
2023	10/30/2023	2/1/2024	L	675.38	0.00	0.00	289.06	964.44	297.17	972.55	305.27	980.65
2022	Lawsuit: 9/25/2023 10/21/2022	2/1/2023	L	588.00	0.00	0.00	336.34	924.34	343.39	931.39	350.45	938.45
Totals				1,263.38	0.00	0.00	625.40	1,888.78	640.56	1,903.94	655.72	1,919.10

Account No/Name/Address Cad No/Property Descr.

[Redacted]										Over 65	No
										Veteran	No
										Installment Code	N

Year	Stmt Date	Delq Date	Code	Taxes	Penalties	Payments	Due Aug, 2024		Due Sep, 2024		Due Oct, 2024	
							Del. P&I	Due	Del. P&I	Due	Del. P&I	Due
2023	10/30/2023	2/1/2024	L	675.38	0.00	127.00	289.06	964.44	297.17	972.55	305.27	980.65
Lawsuit: 9/25/2023												
				Payment Date	Payment Amt	Escrow	Taxes	Penalties	Del. P&I	Atty Fees	Other Fees	Refund
				7/24/2024	127.00	0.00	0.00	0.00	0.00	0.00	127.00	0.00
2022	10/21/2022	2/1/2023	L	588.00	0.00	0.00	336.34	924.34	343.39	931.39	350.45	938.45
Lawsuit: 9/25/2023												
Totals				1,263.38	0.00	0.00	625.40	1,888.78	640.56	1,903.94	655.72	1,919.10

[Redacted]										Over 65	No
										Veteran	No
										Installment Code	N

Year	Stmt Date	Delq Date	Code	Taxes	Penalties	Payments	Due Aug, 2024		Due Sep, 2024		Due Oct, 2024	
							Del. P&I	Due	Del. P&I	Due	Del. P&I	Due
2023	10/30/2023	2/1/2024		110,876.01	0.00	91,837.20	8,148.61	27,187.42	8,377.07	27,415.88	8,605.54	27,644.35
				Payment Date	Payment Amt	Escrow	Taxes	Penalties	Del. P&I	Atty Fees	Other Fees	Refund
				1/5/2024	91,837.20	0.00	91,837.20	0.00	0.00	0.00	0.00	0.00

[Redacted]										Over 65	No
										Veteran	No
										Installment Code	N

Year	Stmt Date	Delq Date	Code	Taxes	Penalties	Payments	Due Aug, 2024		Due Sep, 2024		Due Oct, 2024	
							Del. P&I	Due	Del. P&I	Due	Del. P&I	Due
2022	5/25/2024	7/2/2024		105.49	0.00	0.00	14.77	120.26	40.08	145.57	41.35	146.84

[Redacted]										Over 65	No
										Veteran	No
										Installment Code	N

Year	Stmt Date	Delq Date	Code	Taxes	Penalties	Payments	Due Aug, 2024		Due Sep, 2024		Due Oct, 2024	
							Del. P&I	Due	Del. P&I	Due	Del. P&I	Due
2023	10/30/2023	2/1/2024	L	114.72	11.47	0.00	54.01	180.20	55.53	181.72	57.04	183.23
Lawsuit: 6/21/2024												
2022	10/21/2022	2/1/2023	L	100.67	10.07	0.00	63.34	174.08	64.68	175.42	66.00	176.74
Lawsuit: 6/21/2024												
Totals				215.39	21.54	0.00	117.35	354.28	120.21	357.14	123.04	359.97

[Redacted]										Over 65	No
										Veteran	No
										Installment Code	N

Year	Stmt Date	Delq Date	Code	Taxes	Penalties	Payments	Due Aug, 2024		Due Sep, 2024		Due Oct, 2024	
							Del. P&I	Due	Del. P&I	Due	Del. P&I	Due
2020	10/15/2020	2/2/2021		49.14	4.91	0.00	46.49	100.54	47.13	101.18	47.78	101.83
2019	10/18/2019	2/1/2020		49.14	4.91	0.00	54.26	108.31	54.91	108.96	55.56	109.61
Totals				98.28	9.82	0.00	100.75	208.85	102.04	210.14	103.34	211.44

[Redacted]										Over 65	No
										Veteran	No
										Installment Code	N

Year	Stmt Date	Delq Date	Code	Taxes	Penalties	Payments	Due Aug, 2024		Due Sep, 2024		Due Oct, 2024	
							Del. P&I	Due	Del. P&I	Due	Del. P&I	Due
2018	12/20/2019	2/1/2020		111.45	11.14	0.00	123.09	245.68	124.55	247.14	126.03	248.62

Account No/Name/Address

Cad No/Property Descr.

							Over 65 Veteran Installment Code		No No N			
							Due Aug, 2024		Due Sep, 2024		Due Oct, 2024	
Year	Stmt Date	Delq Date	Code	Taxes	Penalties	Payments	Del. P&I	Due	Del. P&I	Due	Del. P&I	Due
2023	10/30/2023	2/1/2024		31.80	3.18	0.00	14.98	49.96	15.40	50.38	15.82	50.80
2022	10/21/2022	2/1/2023		27.96	2.80	0.00	17.60	48.36	17.96	48.72	18.33	49.09
2021	12/15/2021	2/1/2022		28.29	2.83	0.00	22.28	53.40	22.65	53.77	23.02	54.14
2020	10/15/2020	2/2/2021	L	30.70	3.07	0.00	29.04	62.81	29.45	63.22	29.85	63.62
Lawsuit: 6/7/2021												
2019	10/18/2019	2/1/2020	L	30.70	3.07	0.00	33.91	67.68	34.31	68.08	34.71	68.48
Lawsuit: 6/7/2021												
2018	10/18/2018	2/1/2019	L	30.70	3.07	0.00	38.77	72.54	39.18	72.95	39.57	73.34
Lawsuit: 3/12/2019												
2017	10/20/2017	2/1/2018	L	30.70	3.07	0.00	43.63	77.40	44.04	77.81	44.45	78.22
Lawsuit: 3/12/2019												
Totals				210.85	21.09	0.00	200.21	432.15	202.99	434.93	205.75	437.69


							Over 65 Veteran Installment Code		No No N			
							Due Aug, 2024		Due Sep, 2024		Due Oct, 2024	
Year	Stmt Date	Delq Date	Code	Taxes	Penalties	Payments	Del. P&I	Due	Del. P&I	Due	Del. P&I	Due
2023	10/30/2023	2/1/2024	L	738.18	0.00	0.00	315.94	1,054.12	324.80	1,062.98	333.66	1,071.84
Lawsuit: 7/31/2024												

							Over 65 Veteran Installment Code		No No N			
							Due Aug, 2024		Due Sep, 2024		Due Oct, 2024	
Year	Stmt Date	Delq Date	Code	Taxes	Penalties	Payments	Del. P&I	Due	Del. P&I	Due	Del. P&I	Due
2023	10/30/2023	2/1/2024		72.35	7.24	0.00	34.06	113.65	35.02	114.61	35.97	115.56
2022	10/21/2022	2/1/2023		63.62	6.36	0.00	40.02	110.00	40.86	110.84	41.70	111.68
Totals				135.97	13.60	0.00	74.08	223.65	75.88	225.45	77.67	227.24

							Over 65 Veteran Installment Code		No No N			
							Due Aug, 2024		Due Sep, 2024		Due Oct, 2024	
Year	Stmt Date	Delq Date	Code	Taxes	Penalties	Payments	Del. P&I	Due	Del. P&I	Due	Del. P&I	Due
2018	10/8/2020	2/1/2019		74.02	7.40	0.00	93.47	174.89	94.45	175.87	95.42	176.84
2017	7/14/2020	2/1/2018		44.10	4.41	0.00	62.67	111.18	63.26	111.77	63.83	112.34
2016	10/8/2020	2/1/2017	L	132.44	13.24	0.00	209.20	354.88	210.95	356.63	212.69	358.37
Lawsuit: 1/26/2017												
2015	8/19/2020	2/2/2016	L	157.67	15.77	0.00	274.04	447.48	276.12	449.56	278.19	451.63
Lawsuit: 1/26/2017												
2014	10/17/2014	2/3/2015	L	302.92	30.29	0.00	574.46	907.67	578.45	911.66	582.45	915.66
Lawsuit: 1/26/2017												
2013	10/17/2013	2/1/2014	L	347.10	34.71	0.00	713.23	1,095.04	717.80	1,099.61	722.38	1,104.19
Lawsuit: 2/14/2014												
2012	3/18/2013	2/1/2013	L	420.72	42.07	0.00	931.13	1,393.92	936.69	1,399.48	942.24	1,405.03
Lawsuit: 2/14/2014												
2011	10/22/2011	2/1/2012	L	339.60	33.96	0.00	805.39	1,178.95	809.88	1,183.44	814.36	1,187.92
Lawsuit: 6/15/2012												
2010	10/1/2010	2/1/2011	L	242.55	24.26	0.00	613.67	880.48	616.87	883.68	620.06	886.87
Lawsuit: 6/14/2012												
Totals				2,061.12	206.11	0.00	4,277.26	6,544.49	4,304.47	6,571.70	4,331.62	6,598.85

							Over 65 Veteran Installment Code		No No N			
							Due Aug, 2024		Due Sep, 2024		Due Oct, 2024	
Year	Stmt Date	Delq Date	Code	Taxes	Penalties	Payments	Del. P&I	Due	Del. P&I	Due	Del. P&I	Due
2023	10/30/2023	2/1/2024		21.13	2.11	0.00	9.95	33.19	10.23	33.47	10.50	33.74
2021	2/6/2022	3/1/2022		18.80	1.88	0.00	14.56	35.24	14.80	35.48	15.06	35.74

Account No/Name/Address	Cad No/Property Descr.									
Totals	39.93	3.99	0.00	24.51	68.43	25.03	68.95	25.56	69.48	



Over 65
Veteran
Installment Code

No
No
N

Year	Stmt Date	Delq Date	Code	Taxes	Penalties	Payments	Due Aug, 2024		Due Sep, 2024		Due Oct, 2024	
							Del. P&I	Due	Del. P&I	Due	Del. P&I	Due
2020	10/15/2020	2/2/2021		14.91	1.49	0.00	14.10	30.50	14.30	30.70	14.50	30.90
2019	10/18/2019	2/1/2020		14.91	1.49	0.00	16.47	32.87	16.66	33.06	16.86	33.26
2018	10/18/2018	2/1/2019		14.91	1.49	0.00	18.83	35.23	19.02	35.42	19.22	35.62
2017	10/20/2017	2/1/2018		14.91	1.49	0.00	21.18	37.58	21.39	37.79	21.58	37.98
Totals				59.64	5.96	0.00	70.58	136.18	71.37	136.97	72.16	137.76



Over 65
Veteran
Installment Code

No
No
N


Year	Stmt Date	Delq Date	Code	Taxes	Penalties	Payments	Due Aug, 2024		Due Sep, 2024		Due Oct, 2024	
							Del. P&I	Due	Del. P&I	Due	Del. P&I	Due
2021	2/6/2022	3/1/2022		3.06	0.31	0.00	2.38	5.75	2.41	5.78	2.45	5.82



Over 65
Veteran
Installment Code

No
No
N

Year	Stmt Date	Delq Date	Code	Taxes	Penalties	Payments	Due Aug, 2024		Due Sep, 2024		Due Oct, 2024	
							Del. P&I	Due	Del. P&I	Due	Del. P&I	Due
2023	10/30/2023	2/1/2024	L	314.57	31.46	0.00	148.11	494.14	152.26	498.29	156.41	502.44
	Lawsuit: 11/24/2021											
2022	10/21/2022	2/1/2023	L	507.37	50.74	0.00	319.23	877.34	325.94	884.05	332.64	890.75
	Lawsuit: 11/24/2021											
2021	9/30/2021	2/1/2022	L	495.31	49.53	0.00	390.10	934.94	396.64	941.48	403.18	948.02
	Lawsuit: 11/24/2021											
2020	10/15/2020	2/2/2021	L	582.47	58.25	0.00	551.02	1,191.74	558.70	1,199.42	566.40	1,207.12
	Lawsuit: 11/24/2021											
2019	7/15/2020	5/1/2020	L	32.15	3.22	0.00	34.24	69.61	34.66	70.03	35.08	70.45
	Lawsuit: 11/24/2021											
2018	3/19/2019	5/1/2019	L	76.64	7.66	0.00	93.74	178.04	94.75	179.05	95.76	180.06
	Lawsuit: 11/24/2021											
2017	10/20/2017	2/1/2018	L	191.07	19.11	0.00	271.55	481.73	274.08	484.26	276.60	486.78
	Lawsuit: 11/24/2021											
2016	10/20/2016	2/1/2017	L	186.25	18.62	0.00	294.20	499.07	296.65	501.52	299.11	503.98
	Lawsuit: 1/26/2017											
2015	10/15/2015	2/2/2016	L	221.72	22.17	0.00	385.34	629.23	388.27	632.16	391.20	635.09
	Lawsuit: 1/26/2017											
2014	10/17/2014	2/3/2015	L	262.78	26.28	0.00	498.34	787.40	501.81	790.87	505.28	794.34
	Lawsuit: 1/26/2017											
2013	10/17/2013	2/1/2014	L	301.10	30.11	0.00	618.70	949.91	622.67	953.88	626.65	957.86
	Lawsuit: 2/14/2014											
2012	4/11/2013	6/1/2013	L	279.30	27.93	0.00	603.40	910.63	607.09	914.32	610.77	918.00
	Lawsuit: 2/14/2014											
Totals				3,450.73	345.08	0.00	4,207.97	8,003.78	4,253.52	8,049.33	4,299.08	8,094.89



Over 65
Veteran
Installment Code

No
No
N

Year	Stmt Date	Delq Date	Code	Taxes	Penalties	Payments	Due Aug, 2024		Due Sep, 2024		Due Oct, 2024	
							Del. P&I	Due	Del. P&I	Due	Del. P&I	Due
2023	1/24/2024	3/1/2024		86.06	0.00	0.00	35.80	121.86	36.83	122.89	37.86	123.92



Over 65
Veteran
Installment Code

No
No
N

Year	Stmt Date	Delq Date	Code	Taxes	Penalties	Payments	Due Aug, 2024		Due Sep, 2024		Due Oct, 2024	
							Del. P&I	Due	Del. P&I	Due	Del. P&I	Due
2023	10/30/2023	2/1/2024	L	270.76	27.08	0.00	127.48	425.32	131.05	428.89	134.63	432.47
	Lawsuit: 7/31/2023											

CNP UD
Delinquent Tax Roll
As of 8/31/2024

Account No/Name/Address			Cad No/Property Descr.								
2022	10/21/2022	2/1/2023	151.22	15.12	0.00	95.15	261.49	97.14	263.48	99.14	265.48
2021	9/30/2021	2/1/2022	22.20	2.22	0.00	17.48	41.90	17.77	42.19	18.07	42.49
2020	10/15/2020	2/2/2021	34.03	3.40	0.00	32.19	69.62	32.64	70.07	33.09	70.52
Totals			478.21	47.82	0.00	272.30	798.33	278.60	804.63	284.93	810.96

Over 65 No
 Veteran No
 Installment Code N

Year	Stmt Date	Delq Date	Code	Taxes	Penalties	Payments	Due Aug, 2024		Due Sep, 2024		Due Oct, 2024	
							Del. P&I	Due	Del. P&I	Due	Del. P&I	Due
2017	10/20/2017	2/1/2018	L	48.45	4.84	0.00	68.85	122.14	69.49	122.78	70.13	123.42
Lawsuit: 6/8/2021												
2016	10/20/2016	2/1/2017	L	35.32	3.53	0.00	55.79	94.64	56.25	95.10	56.72	95.57
Lawsuit: 6/7/2021												
2015	10/15/2015	2/2/2016	L	42.05	4.20	0.00	73.08	119.33	73.63	119.88	74.18	120.43
Lawsuit: 6/7/2021												
2014	10/17/2014	2/3/2015	L	49.84	4.98	0.00	94.51	149.33	95.17	149.99	95.83	150.65
Lawsuit: 6/7/2021												
2013	3/24/2014	5/1/2014	L	57.11	5.71	0.00	115.09	177.91	115.84	178.66	116.59	179.41
Lawsuit: 6/7/2021												
Totals			232.77	23.26	0.00	407.32	663.35	410.38	666.41	413.45	669.48	

Over 65 No
 Veteran No
 Installment Code N

Year	Stmt Date	Delq Date	Code	Taxes	Penalties	Payments	Due Aug, 2024		Due Sep, 2024		Due Oct, 2024	
							Del. P&I	Due	Del. P&I	Due	Del. P&I	Due
2022	10/21/2022	2/1/2023	L	44.83	4.48	0.00	28.21	77.52	28.80	78.11	29.39	78.70
Lawsuit: 4/26/2023												
2021	9/30/2021	2/1/2022		45.36	4.54	0.00	35.73	85.63	36.33	86.23	36.93	86.83
2020	10/15/2020	2/2/2021		49.23	4.92	0.00	46.57	100.72	47.21	101.36	47.87	102.02
2019	11/18/2019	2/1/2020		49.23	4.92	0.00	54.37	108.52	55.01	109.16	55.66	109.81
Totals			188.65	18.86	0.00	164.88	372.39	167.35	374.86	169.85	377.36	

Over 65 No
 Veteran No
 Installment Code N

Year	Stmt Date	Delq Date	Code	Taxes	Penalties	Payments	Due Aug, 2024		Due Sep, 2024		Due Oct, 2024	
							Del. P&I	Due	Del. P&I	Due	Del. P&I	Due
2020	10/27/2020	2/2/2021		70.62	7.06	0.00	66.80	144.48	67.74	145.42	68.67	146.35

Over 65 No
 Veteran No
 Installment Code N

Year	Stmt Date	Delq Date	Code	Taxes	Penalties	Payments	Due Aug, 2024		Due Sep, 2024		Due Oct, 2024	
							Del. P&I	Due	Del. P&I	Due	Del. P&I	Due
2020	10/15/2020	2/2/2021	L	12.70	1.27	0.00	12.01	25.98	12.18	26.15	12.35	26.32
Lawsuit: 6/7/2021												
2019	10/18/2019	2/1/2020	L	12.70	1.27	0.00	14.03	28.00	14.19	28.16	14.36	28.33
Lawsuit: 6/7/2021												
2018	2/26/2019	4/2/2019	L	12.46	1.25	0.00	15.41	29.12	15.57	29.28	15.74	29.45
Lawsuit: 6/7/2021												
Totals			37.86	3.79	0.00	41.45	83.10	41.94	83.59	42.45	84.10	

Over 65 No
 Veteran No
 Installment Code N

Year	Stmt Date	Delq Date	Code	Taxes	Penalties	Payments	Due Aug, 2024		Due Sep, 2024		Due Oct, 2024	
							Del. P&I	Due	Del. P&I	Due	Del. P&I	Due
2020	10/15/2020	2/2/2021		9.48	0.95	0.00	8.97	19.40	9.09	19.52	9.23	19.66
2019	10/18/2019	2/1/2020		9.48	0.95	0.00	10.47	20.90	10.59	21.02	10.73	21.16
Totals			18.96	1.90	0.00	19.44	40.30	19.68	40.54	19.96	40.82	

Account No/Name/Address

Cad No/Property Descr.

Over 65
Veteran
Installation Code

No
No
N

Year	Stmt Date	Delq Date	Code	Taxes	Penalties	Payments	Due Aug, 2024		Due Sep, 2024		Due Oct, 2024	
							Del. P&I	Due	Del. P&I	Due	Del. P&I	Due
2023	10/30/2023	2/1/2024		76.85	7.68	0.00	36.18	120.71	37.20	121.73	38.21	122.74

Over 65
Veteran
Installation Code

No
No
N

Year	Stmt Date	Delq Date	Code	Taxes	Penalties	Payments	Due Aug, 2024		Due Sep, 2024		Due Oct, 2024	
							Del. P&I	Due	Del. P&I	Due	Del. P&I	Due
2020	10/15/2020	2/2/2021	L	235.14	23.51	0.00	222.44	481.09	225.54	484.19	228.65	487.30
Lawsuit: 6/7/2021												
2019	10/18/2019	2/1/2020	L	235.14	0.00	0.00	236.08	471.22	238.91	474.05	241.73	476.87
Lawsuit: 7/6/2020												
Totals				470.28	23.51	0.00	458.52	952.31	464.45	958.24	470.38	964.17

Over 65
Veteran
Installation Code

No
No
N

Year	Stmt Date	Delq Date	Code	Taxes	Penalties	Payments	Due Aug, 2024		Due Sep, 2024		Due Oct, 2024	
							Del. P&I	Due	Del. P&I	Due	Del. P&I	Due
2020	10/15/2020	2/2/2021	L	249.18	24.92	0.00	235.73	509.83	239.02	513.12	242.31	516.41
Lawsuit: 3/12/2021												
2019	11/18/2019	2/1/2020	L	249.18	24.92	0.00	275.20	549.30	278.49	552.59	281.78	555.88
Lawsuit: 7/6/2020												
Totals				498.36	49.84	0.00	510.93	1,059.13	517.51	1,065.71	524.09	1,072.29

Over 65
Veteran
Installation Code

No
No
N

Year	Stmt Date	Delq Date	Code	Taxes	Penalties	Payments	Due Aug, 2024		Due Sep, 2024		Due Oct, 2024	
							Del. P&I	Due	Del. P&I	Due	Del. P&I	Due
2023	1/6/2024	2/1/2024		10.33	1.03	0.00	4.86	16.22	5.00	16.36	5.14	16.50
2022	10/21/2022	2/1/2023		9.08	0.91	0.00	5.72	15.71	5.84	15.83	5.96	15.95
2021	9/30/2021	2/1/2022		9.19	0.92	0.00	7.24	17.35	7.36	17.47	7.48	17.59
2020	10/15/2020	2/2/2021		9.97	1.00	0.00	9.43	20.40	9.56	20.53	9.69	20.66
2019	10/18/2019	2/1/2020		9.97	1.00	0.00	11.01	21.98	11.15	22.12	11.28	22.25
Totals				48.54	4.86	0.00	38.26	91.66	38.91	92.31	39.55	92.95

Over 65
Veteran
Installation Code

No
No
N


Year	Stmt Date	Delq Date	Code	Taxes	Penalties	Payments	Due Aug, 2024		Due Sep, 2024		Due Oct, 2024	
							Del. P&I	Due	Del. P&I	Due	Del. P&I	Due
2020	10/15/2020	2/2/2021		14.95	1.50	0.00	14.15	30.60	14.34	30.79	14.55	31.00
2019	10/18/2019	2/1/2020		14.95	1.50	0.00	16.51	32.96	16.72	33.17	16.91	33.36
Totals				29.90	3.00	0.00	30.66	63.56	31.06	63.96	31.46	64.36

Over 65
Veteran
Installation Code

No
No
N

Year	Stmt Date	Delq Date	Code	Taxes	Penalties	Payments	Due Aug, 2024		Due Sep, 2024		Due Oct, 2024	
							Del. P&I	Due	Del. P&I	Due	Del. P&I	Due
2019	12/20/2019	2/1/2020		72.87	7.29	0.00	80.48	160.64	81.44	161.60	82.40	162.56


Account No/Name/Address Cad No/Property Descr.



Over 65
Veteran
Installment Code

No
No
N

Year	Stmt Date	Delq Date	Code	Taxes	Penalties	Payments	Due Aug, 2024		Due Sep, 2024		Due Oct, 2024	
							Del. P&I	Due	Del. P&I	Due	Del. P&I	Due
2023	11/3/2023	2/1/2024		42.63	4.26	0.00	20.07	66.96	20.63	67.52	21.20	68.09



Over 65
Veteran
Installment Code

No
No
N

Year	Stmt Date	Delq Date	Code	Taxes	Penalties	Payments	Due Aug, 2024		Due Sep, 2024		Due Oct, 2024	
							Del. P&I	Due	Del. P&I	Due	Del. P&I	Due
2023	10/30/2023	2/1/2024		13.66	0.00	0.00	5.85	19.51	6.01	19.67	6.18	19.84
2022	10/21/2022	2/1/2023		15.72	1.57	0.00	9.89	27.18	10.09	27.38	10.31	27.60
2021	9/30/2021	2/1/2022		15.91	1.59	0.00	12.52	30.02	12.74	30.24	12.96	30.46
2020	10/15/2020	2/2/2021		17.26	1.73	0.00	16.33	35.32	16.55	35.54	16.78	35.77
2019	10/18/2019	2/1/2020		17.26	1.73	0.00	19.06	38.05	19.29	38.28	19.52	38.51
2018	1/16/2019	3/1/2019		17.26	1.73	0.00	21.57	40.56	21.80	40.79	22.03	41.02
2017	12/19/2018	2/1/2020		18.47	1.85	0.00	26.25	46.57	26.49	46.81	26.74	47.06
Totals				115.54	10.20	0.00	111.47	237.21	112.97	238.71	114.52	240.26



Over 65
Veteran
Installment Code

No
No
N

Year	Stmt Date	Delq Date	Code	Taxes	Penalties	Payments	Due Aug, 2024		Due Sep, 2024		Due Oct, 2024	
							Del. P&I	Due	Del. P&I	Due	Del. P&I	Due
2023	10/30/2023	2/1/2024		10.85	1.08	0.00	5.11	17.04	5.25	17.18	5.40	17.33
2022	10/21/2022	2/1/2023		9.54	0.95	0.00	6.00	16.49	6.13	16.62	6.25	16.74
2021	12/15/2021	2/1/2022		9.66	0.97	0.00	7.61	18.24	7.74	18.37	7.86	18.49
2020	10/15/2020	2/2/2021		10.48	1.05	0.00	9.91	21.44	10.06	21.59	10.19	21.72
2019	10/18/2019	2/1/2020		10.48	1.05	0.00	11.58	23.11	11.71	23.24	11.86	23.39
2018	1/16/2019	3/1/2019		10.48	0.00	0.00	11.90	22.38	12.03	22.51	12.15	22.63
2017	12/19/2018	2/1/2020		10.48	1.05	0.00	14.89	26.42	15.04	26.57	15.17	26.70
Totals				71.97	6.15	0.00	67.00	145.12	67.96	146.08	68.88	147.00



Over 65
Veteran
Installment Code

No
No
N

Year	Stmt Date	Delq Date	Code	Taxes	Penalties	Payments	Due Aug, 2024		Due Sep, 2024		Due Oct, 2024	
							Del. P&I	Due	Del. P&I	Due	Del. P&I	Due
2023	1/24/2024	3/1/2024		10.92	1.09	0.00	4.99	17.00	5.14	17.15	5.28	17.29
2022	10/21/2022	2/1/2023		9.60	0.96	0.00	6.04	16.60	6.17	16.73	6.29	16.85
2021	12/15/2021	2/1/2022		9.71	0.97	0.00	7.64	18.32	7.78	18.46	7.91	18.59
2020	10/15/2020	2/2/2021		10.54	1.05	0.00	9.96	21.55	10.11	21.70	10.25	21.84
2019	10/18/2019	2/1/2020		10.54	1.05	0.00	11.64	23.23	11.77	23.36	11.92	23.51
Totals				51.31	5.12	0.00	40.27	96.70	40.97	97.40	41.65	98.08



Over 65
Veteran
Installment Code

No
No
N

Year	Stmt Date	Delq Date	Code	Taxes	Penalties	Payments	Due Aug, 2024		Due Sep, 2024		Due Oct, 2024	
							Del. P&I	Due	Del. P&I	Due	Del. P&I	Due
2022	10/21/2022	2/1/2023		63.84	6.38	0.00	40.17	110.39	41.01	111.23	41.85	112.07




Over 65
Veteran
Installment Code

No
No
N

Year	Stmt Date	Delq Date	Code	Taxes	Penalties	Payments	Due Aug, 2024		Due Sep, 2024		Due Oct, 2024	
							Del. P&I	Due	Del. P&I	Due	Del. P&I	Due
2020	10/15/2020	2/2/2021		14.00	1.40	0.00	13.24	28.64	13.42	28.82	13.62	29.02
2019	10/18/2019	2/1/2020		14.00	1.40	0.00	15.46	30.86	15.64	31.04	15.84	31.24
2018	1/16/2019	3/1/2019		14.00	1.40	0.00	17.49	32.89	17.68	33.08	17.86	33.26

Account No/Name/Address			Cad No/Property Descr.								
2017	4/17/2019	2/1/2020	14.00	1.40	0.00	19.89	35.29	20.08	35.48	20.26	35.66
2016	2/26/2019	2/1/2020	14.00	1.40	0.00	22.11	37.51	22.30	37.70	22.48	37.88
Totals			70.00	7.00	0.00	88.19	165.19	89.12	166.12	90.06	167.06



Over 65
Veteran
Installment Code

No
No
N


Year	Stmt Date	Delq Date	Code	Taxes	Penalties	Payments	Due Aug, 2024		Due Sep, 2024		Due Oct, 2024	
							Del. P&I	Due	Del. P&I	Due	Del. P&I	Due
2020	10/15/2020	2/2/2021		14.86	1.49	0.00	14.06	30.41	14.26	30.61	14.45	30.80



Over 65
Veteran
Installment Code

No
No
N

Year	Stmt Date	Delq Date	Code	Taxes	Penalties	Payments	Due Aug, 2024		Due Sep, 2024		Due Oct, 2024	
							Del. P&I	Due	Del. P&I	Due	Del. P&I	Due
2019	10/18/2019	2/1/2020	L	144.81	14.48	0.00	159.92	319.21	161.84	321.13	163.75	323.04
Lawsuit: 1/29/2020												
2018	4/17/2019	6/1/2020	L	144.81	14.48	0.00	175.22	334.51	177.13	336.42	179.04	338.33
Lawsuit: 1/29/2020												
Totals				289.62	28.96	0.00	335.14	653.72	338.97	657.55	342.79	661.37



Over 65
Veteran
Installment Code

No
No
N

Year	Stmt Date	Delq Date	Code	Taxes	Penalties	Payments	Due Aug, 2024		Due Sep, 2024		Due Oct, 2024	
							Del. P&I	Due	Del. P&I	Due	Del. P&I	Due
2019	2/25/2020	4/1/2020		77.29	0.00	0.00	75.75	153.04	76.67	153.96	77.59	154.88



Over 65
Veteran
Installment Code

No
No
N

Year	Stmt Date	Delq Date	Code	Taxes	Penalties	Payments	Due Aug, 2024		Due Sep, 2024		Due Oct, 2024	
							Del. P&I	Due	Del. P&I	Due	Del. P&I	Due
2020	10/27/2020	2/2/2021	L	78.36	7.84	0.00	74.13	160.33	75.16	161.36	76.20	162.40
Lawsuit: 4/5/2021												
2019	10/18/2019	2/1/2020	L	78.36	7.84	0.00	86.54	172.74	87.58	173.78	88.62	174.82
Lawsuit: 4/5/2021												
Totals				156.72	15.68	0.00	160.67	333.07	162.74	335.14	164.82	337.22



Over 65
Veteran
Installment Code

No
No
N

Year	Stmt Date	Delq Date	Code	Taxes	Penalties	Payments	Due Aug, 2024		Due Sep, 2024		Due Oct, 2024	
							Del. P&I	Due	Del. P&I	Due	Del. P&I	Due
2023	10/30/2023	2/1/2024		118.45	11.84	0.00	55.77	186.06	57.33	187.62	58.89	189.18
2022	10/21/2022	2/1/2023		11.83	1.18	0.00	7.44	20.45	7.59	20.60	7.75	20.76
2021	11/17/2021	2/1/2022		11.93	1.19	0.00	9.39	22.51	9.55	22.67	9.70	22.82
Totals				142.21	14.21	0.00	72.60	229.02	74.47	230.89	76.34	232.76



Over 65
Veteran
Installment Code

No
No
N

Year	Stmt Date	Delq Date	Code	Taxes	Penalties	Payments	Due Aug, 2024		Due Sep, 2024		Due Oct, 2024	
							Del. P&I	Due	Del. P&I	Due	Del. P&I	Due
2023	10/30/2023	2/1/2024		63.13	6.31	0.00	29.72	99.16	30.56	100.00	31.38	100.82

Account No/Name/Address Cad No/Property Descr.

							Over 65	No
							Veteran	No
							Installment Code	N

Year	Stmt Date	Delq Date	Code	Taxes	Penalties	Payments	Due Aug, 2024		Due Sep, 2024		Due Oct, 2024	
							Del. P&I	Due	Del. P&I	Due	Del. P&I	Due
2020	1/25/2023	3/1/2023		5.03	0.50	0.00	3.10	8.63	3.16	8.69	3.23	8.76

							Over 65	No
							Veteran	No
							Installment Code	N

Year	Stmt Date	Delq Date	Code	Taxes	Penalties	Payments	Due Aug, 2024		Due Sep, 2024		Due Oct, 2024	
							Del. P&I	Due	Del. P&I	Due	Del. P&I	Due
2020	12/9/2020	2/2/2021		25.24	2.52	0.00	23.88	51.64	24.21	51.97	24.54	52.30

							Over 65	No
							Veteran	No
							Installment Code	N

Year	Stmt Date	Delq Date	Code	Taxes	Penalties	Payments	Due Aug, 2024		Due Sep, 2024		Due Oct, 2024	
							Del. P&I	Due	Del. P&I	Due	Del. P&I	Due
2022	11/13/2022	2/1/2023		15.22	1.52	0.00	9.58	26.32	9.78	26.52	9.97	26.71
2021	9/30/2021	2/1/2022		15.39	1.54	0.00	12.12	29.05	12.33	29.26	12.53	29.46
2020	10/15/2020	2/2/2021		16.71	1.67	0.00	15.81	34.19	16.02	34.40	16.25	34.63
2019	1/22/2020	3/3/2020		16.71	1.67	0.00	18.23	36.61	18.45	36.83	18.68	37.06
2018	1/22/2020	2/2/2021		16.71	1.67	0.00	21.10	39.48	21.32	39.70	21.54	39.92
Totals				80.74	8.07	0.00	76.84	165.65	77.90	166.71	78.97	167.78

							Over 65	No
							Veteran	No
							Installment Code	N

Year	Stmt Date	Delq Date	Code	Taxes	Penalties	Payments	Due Aug, 2024		Due Sep, 2024		Due Oct, 2024	
							Del. P&I	Due	Del. P&I	Due	Del. P&I	Due
2023	10/30/2023	2/1/2024		419.48	41.95	0.00	197.49	658.92	203.03	664.46	208.57	670.00
2022	10/21/2022	2/1/2023	L	409.84	40.98	0.00	257.86	708.68	263.28	714.10	268.69	719.51
Lawsuit: 7/29/2021												
2021	9/30/2021	2/1/2022	L	460.73	46.07	0.00	362.86	869.66	368.95	875.75	375.03	881.83
Lawsuit: 2/3/2022												
2020	3/19/2021	5/1/2021	L	555.58	55.56	0.00	503.58	1,114.72	510.91	1,122.05	518.25	1,129.39
Lawsuit: 2/3/2022												
2019	3/19/2021	2/1/2022	L	617.31	61.73	0.00	486.20	1,165.24	494.34	1,173.38	502.49	1,181.53
Lawsuit: 2/3/2022												
Totals				2,462.94	246.29	0.00	1,807.99	4,517.22	1,840.51	4,549.74	1,873.03	4,582.26


							Over 65	No
							Veteran	No
							Installment Code	N

Year	Stmt Date	Delq Date	Code	Taxes	Penalties	Payments	Due Aug, 2024		Due Sep, 2024		Due Oct, 2024	
							Del. P&I	Due	Del. P&I	Due	Del. P&I	Due
2023	1/6/2024	2/1/2024		26.41	2.64	0.00	12.43	41.48	12.78	41.83	13.13	42.18
2022	10/21/2022	2/1/2023		22.72	2.27	0.00	14.30	39.29	14.60	39.59	14.90	39.89
2021	9/30/2021	2/1/2022		22.60	2.26	0.00	17.80	42.66	18.10	42.96	18.40	43.26
Totals				71.73	7.17	0.00	44.53	123.43	45.48	124.38	46.43	125.33

							Over 65	No
							Veteran	No
							Installment Code	N


Year	Stmt Date	Delq Date	Code	Taxes	Penalties	Payments	Due Aug, 2024		Due Sep, 2024		Due Oct, 2024	
							Del. P&I	Due	Del. P&I	Due	Del. P&I	Due
2023	1/6/2024	2/1/2024		21.01	2.10	0.00	9.89	33.00	10.17	33.28	10.44	33.55

Account No/Name/Address Cad No/Property Descr




Over 65 No
Veteran No
Installment Code N

Year	Stmt Date	Delq Date	Code	Taxes	Penalties	Payments	Due Aug, 2024		Due Sep, 2024		Due Oct, 2024	
							Del. P&I	Due	Del. P&I	Due	Del. P&I	Due
2023	10/30/2023	2/1/2024		45.41	4.54	0.00	21.38	71.33	21.98	71.93	22.58	72.53
2022	10/21/2022	2/1/2023		39.79	3.98	0.00	25.04	68.81	25.57	69.34	26.08	69.85
2021	9/30/2021	2/1/2022		40.16	4.02	0.00	31.64	75.82	32.16	76.34	32.69	76.87
Totals				125.36	12.54	0.00	78.06	215.96	79.71	217.61	81.35	219.25




Over 65 No
Veteran No
Installment Code N

Year	Stmt Date	Delq Date	Code	Taxes	Penalties	Payments	Due Aug, 2024		Due Sep, 2024		Due Oct, 2024	
							Del. P&I	Due	Del. P&I	Due	Del. P&I	Due
2023	11/3/2023	2/1/2024		9.28	0.93	0.00	4.37	14.58	4.49	14.70	4.61	14.82
2022	10/21/2022	2/1/2023		8.16	0.82	0.00	5.13	14.11	5.24	14.22	5.35	14.33
2021	9/30/2021	2/1/2022		8.26	0.83	0.00	6.51	15.60	6.62	15.71	6.73	15.82
2020	5/19/2021	2/1/2022		8.96	0.90	0.00	8.48	18.34	8.60	18.46	8.72	18.58
Totals				34.66	3.48	0.00	24.49	62.63	24.95	63.09	25.41	63.55



Over 65 No
Veteran No
Installment Code N

Year	Stmt Date	Delq Date	Code	Taxes	Penalties	Payments	Due Aug, 2024		Due Sep, 2024		Due Oct, 2024	
							Del. P&I	Due	Del. P&I	Due	Del. P&I	Due
2021	9/30/2021	2/1/2022		5.10	0.51	0.00	4.01	9.62	4.09	9.70	4.15	9.76
2020	4/21/2021	2/1/2022		5.54	0.55	0.00	5.24	11.33	5.31	11.40	5.38	11.47
Totals				10.64	1.06	0.00	9.25	20.95	9.40	21.10	9.53	21.23



Over 65 No
Veteran No
Installment Code N

Year	Stmt Date	Delq Date	Code	Taxes	Penalties	Payments	Due Aug, 2024		Due Sep, 2024		Due Oct, 2024	
							Del. P&I	Due	Del. P&I	Due	Del. P&I	Due
2023	11/3/2023	2/1/2024		16.61	1.66	0.00	7.82	26.09	8.03	26.30	8.26	26.53



Over 65 No
Veteran No
Installment Code N

Year	Stmt Date	Delq Date	Code	Taxes	Penalties	Payments	Due Aug, 2024		Due Sep, 2024		Due Oct, 2024	
							Del. P&I	Due	Del. P&I	Due	Del. P&I	Due
2021	9/30/2021	2/1/2022		5.56	0.00	0.00	3.98	9.54	4.05	9.61	4.11	9.67



Over 65 No
Veteran No
Installment Code N

Year	Stmt Date	Delq Date	Code	Taxes	Penalties	Payments	Due Aug, 2024		Due Sep, 2024		Due Oct, 2024	
							Del. P&I	Due	Del. P&I	Due	Del. P&I	Due
2023	1/24/2024	3/1/2024		37.70	3.77	0.00	17.25	58.72	17.75	59.22	18.24	59.71
2022	10/21/2022	2/1/2023		33.15	3.32	0.00	20.87	57.34	21.30	57.77	21.74	58.21
2021	9/30/2021	2/1/2022		33.54	3.35	0.00	26.41	63.30	26.85	63.74	27.30	64.19
Totals				104.39	10.44	0.00	64.53	179.36	65.90	180.73	67.28	182.11

Account No/Name/Address Cad No/Property Descr.

							Over 65	No
							Veteran	No
							Installment Code	N

Year	Stmt Date	Delq Date	Code	Taxes	Penalties	Payments	Due Aug, 2024		Due Sep, 2024		Due Oct, 2024	
							Del. P&I	Due	Del. P&I	Due	Del. P&I	Due
2021	9/30/2021	2/1/2022		4.21	0.42	0.00	3.31	7.94	3.37	8.00	3.42	8.05

							Over 65	No
							Veteran	No
							Installment Code	N

Year	Stmt Date	Delq Date	Code	Taxes	Penalties	Payments	Due Aug, 2024		Due Sep, 2024		Due Oct, 2024	
							Del. P&I	Due	Del. P&I	Due	Del. P&I	Due
2023	1/6/2024	2/1/2024		29.88	2.99	0.00	14.07	46.94	14.46	47.33	14.85	47.72
2022	10/21/2022	2/1/2023		25.90	2.59	0.00	16.29	44.78	16.64	45.13	16.98	45.47
2021	9/30/2021	2/1/2022		25.91	2.59	0.00	20.41	48.91	20.75	49.25	21.08	49.58
Totals				81.69	8.17	0.00	50.77	140.63	51.85	141.71	52.91	142.77

							Over 65	No
							Veteran	No
							Installment Code	N

Year	Stmt Date	Delq Date	Code	Taxes	Penalties	Payments	Due Aug, 2024		Due Sep, 2024		Due Oct, 2024	
							Del. P&I	Due	Del. P&I	Due	Del. P&I	Due
2023	10/30/2023	2/1/2024		469.41	0.00	0.00	200.91	670.32	206.54	675.95	212.18	681.59

							Over 65	No
							Veteran	No
							Installment Code	N

Year	Stmt Date	Delq Date	Code	Taxes	Penalties	Payments	Due Aug, 2024		Due Sep, 2024		Due Oct, 2024	
							Del. P&I	Due	Del. P&I	Due	Del. P&I	Due
2023	10/30/2023	2/1/2024		15.44	1.54	0.00	7.27	24.25	7.48	24.46	7.68	24.66
2022	10/21/2022	2/1/2023		13.13	1.31	0.00	8.26	22.70	8.43	22.87	8.61	23.05
2021	9/30/2021	2/1/2022		12.94	1.29	0.00	10.19	24.42	10.36	24.59	10.53	24.76
Totals				41.51	4.14	0.00	25.72	71.37	26.27	71.92	26.82	72.47

							Over 65	No
							Veteran	No
							Installment Code	N

Year	Stmt Date	Delq Date	Code	Taxes	Penalties	Payments	Due Aug, 2024		Due Sep, 2024		Due Oct, 2024	
							Del. P&I	Due	Del. P&I	Due	Del. P&I	Due
2023	3/24/2024	5/1/2024		19.74	1.97	0.00	8.51	30.22	8.77	30.48	9.03	30.74
2022	2/22/2023	4/1/2023		17.36	0.00	0.00	9.51	26.87	9.72	27.08	9.93	27.29
2021	2/22/2023	4/1/2023		17.56	0.00	0.00	9.62	27.18	9.84	27.40	10.04	27.60
Totals				54.66	1.97	0.00	27.64	84.27	28.33	84.96	29.00	85.63

							Over 65	No
							Veteran	No
							Installment Code	N

Year	Stmt Date	Delq Date	Code	Taxes	Penalties	Payments	Due Aug, 2024		Due Sep, 2024		Due Oct, 2024	
							Del. P&I	Due	Del. P&I	Due	Del. P&I	Due
2022	10/21/2022	2/1/2023	L	49.27	4.93	0.00	31.00	85.20	31.65	85.85	32.31	86.51
Lawsuit: 7/3/2023												
2021	9/30/2021	2/1/2022		49.85	4.98	0.00	39.26	94.09	39.92	94.75	40.57	95.40
2020	4/21/2021	2/1/2022		54.10	5.41	0.00	51.18	110.69	51.90	111.41	52.61	112.12
Totals				153.22	15.32	0.00	121.44	289.98	123.47	292.01	125.49	294.03

Account No/Name/Address

Cad No/Property Descr.

Over 65
Veteran
Installment Code

No
No
N

Year	Stmt Date	Delq Date	Code	Taxes	Penalties	Payments	Due Aug, 2024		Due Sep, 2024		Due Oct, 2024	
							Del. P&I	Due	Del. P&I	Due	Del. P&I	Due
2023	10/30/2023	2/1/2024		36.64	3.66	0.00	17.25	57.55	17.73	58.03	18.21	58.51
2022	10/21/2022	2/1/2023		30.63	3.06	0.00	19.27	52.96	19.67	53.36	20.08	53.77
2021	9/30/2021	2/1/2022		29.79	2.98	0.00	23.46	56.23	23.86	56.63	24.25	57.02
Totals				97.06	9.70	0.00	59.98	166.74	61.26	168.02	62.54	169.30

Over 65
Veteran
Installment Code

No
No
N

Year	Stmt Date	Delq Date	Code	Taxes	Penalties	Payments	Due Aug, 2024		Due Sep, 2024		Due Oct, 2024	
							Del. P&I	Due	Del. P&I	Due	Del. P&I	Due
2022	10/21/2022	2/1/2023		8.95	0.90	0.00	5.63	15.48	5.75	15.60	5.87	15.72
2021	12/15/2021	2/1/2022		9.05	0.90	0.00	7.13	17.08	7.25	17.20	7.37	17.32
2020	12/19/2022	2/1/2024		9.82	0.98	0.00	9.29	20.09	9.42	20.22	9.55	20.35
2019	11/11/2022	2/1/2024		9.82	0.98	0.00	10.85	21.65	10.97	21.77	11.10	21.90
Totals				37.64	3.76	0.00	32.90	74.30	33.39	74.79	33.89	75.29

Over 65
Veteran
Installment Code

No
No
N

Year	Stmt Date	Delq Date	Code	Taxes	Penalties	Payments	Due Aug, 2024		Due Sep, 2024		Due Oct, 2024	
							Del. P&I	Due	Del. P&I	Due	Del. P&I	Due
2022	10/21/2022	2/1/2023		158.85	15.88	0.00	99.95	274.68	102.04	276.77	104.14	278.87
2021	12/15/2021	2/1/2022		66.00	6.60	0.00	51.98	124.58	52.85	125.45	53.72	126.32
Totals				224.85	22.48	0.00	151.93	399.26	154.89	402.22	157.86	405.19

Over 65
Veteran
Installment Code

No
No
N

Year	Stmt Date	Delq Date	Code	Taxes	Penalties	Payments	Due Aug, 2024		Due Sep, 2024		Due Oct, 2024	
							Del. P&I	Due	Del. P&I	Due	Del. P&I	Due
2022	10/21/2022	2/1/2023		419.56	0.00	0.00	239.98	659.54	245.02	664.58	250.05	669.61
2021	2/6/2022	3/1/2022		819.57	81.96	0.00	634.67	1,536.20	645.50	1,547.03	656.31	1,557.84
2020	8/23/2022	2/1/2024		279.85	27.98	0.00	264.74	572.57	268.42	576.25	272.12	579.95
2019	2/6/2022	3/1/2022		859.51	85.95	0.00	665.60	1,611.06	676.95	1,622.41	688.29	1,633.75
Totals				2,378.49	195.89	0.00	1,804.99	4,379.37	1,835.89	4,410.27	1,866.77	4,441.15

Over 65
Veteran
Installment Code

No
No
N

Year	Stmt Date	Delq Date	Code	Taxes	Penalties	Payments	Due Aug, 2024		Due Sep, 2024		Due Oct, 2024	
							Del. P&I	Due	Del. P&I	Due	Del. P&I	Due
2022	10/21/2022	2/1/2023		20.32	2.03	0.00	12.79	35.14	13.05	35.40	13.33	35.68
2021	2/22/2022	3/1/2022		22.84	2.28	0.00	17.68	42.80	17.98	43.10	18.28	43.40
Totals				43.16	4.31	0.00	30.47	77.94	31.03	78.50	31.61	79.08

Over 65
Veteran
Installment Code

No
No
N

Year	Stmt Date	Delq Date	Code	Taxes	Penalties	Payments	Due Aug, 2024		Due Sep, 2024		Due Oct, 2024	
							Del. P&I	Due	Del. P&I	Due	Del. P&I	Due
2023	10/30/2023	2/1/2024		144.51	14.45	0.00	68.03	226.99	69.94	228.90	71.85	230.81
2022	10/21/2022	2/1/2023		233.21	23.32	0.00	146.73	403.26	149.81	406.34	152.89	409.42
2021	4/19/2022	2/1/2023		75.42	7.54	0.00	59.40	142.36	60.39	143.35	61.39	144.35
Totals				453.14	45.31	0.00	274.16	772.61	280.14	778.59	286.13	784.58

Account No/Name/Address

Cad No/Property Descr.

Over 65
Veteran
Installment Code

No
No
N

Year	Stmt Date	Delq Date	Code	Taxes	Penalties	Payments	Due Aug, 2024		Due Sep, 2024		Due Oct, 2024	
							Del. P&I	Due	Del. P&I	Due	Del. P&I	Due
2023	10/30/2023	2/1/2024		38.11	3.81	0.00	17.94	59.86	18.44	60.36	18.94	60.86
2022	1/25/2023	3/1/2023		33.51	3.35	0.00	20.64	57.50	21.09	57.95	21.53	58.39
2021	12/19/2022	2/1/2023		33.90	3.39	0.00	21.33	58.62	21.77	59.06	22.23	59.52
Totals				105.52	10.55	0.00	59.91	175.98	61.30	177.37	62.70	178.77

Over 65
Veteran
Installment Code

No
No
N

Year	Stmt Date	Delq Date	Code	Taxes	Penalties	Payments	Due Aug, 2024		Due Sep, 2024		Due Oct, 2024	
							Del. P&I	Due	Del. P&I	Due	Del. P&I	Due
2023	10/30/2023	2/1/2024		68.41	0.00	0.00	29.28	97.69	30.10	98.51	30.93	99.34

Over 65
Veteran
Installment Code

No
No
N

Year	Stmt Date	Delq Date	Code	Taxes	Penalties	Payments	Due Aug, 2024		Due Sep, 2024		Due Oct, 2024	
							Del. P&I	Due	Del. P&I	Due	Del. P&I	Due
2023	11/3/2023	2/1/2024		39.10	3.91	0.00	18.41	61.42	18.92	61.93	19.44	62.45

Over 65
Veteran
Installment Code

No
No
N

Year	Stmt Date	Delq Date	Code	Taxes	Penalties	Payments	Due Aug, 2024		Due Sep, 2024		Due Oct, 2024	
							Del. P&I	Due	Del. P&I	Due	Del. P&I	Due
2023	10/30/2023	2/1/2024		89.16	0.00	0.00	38.16	127.32	39.23	128.39	40.30	129.46

Over 65
Veteran
Installment Code

No
No
N

Year	Stmt Date	Delq Date	Code	Taxes	Penalties	Payments	Due Aug, 2024		Due Sep, 2024		Due Oct, 2024	
							Del. P&I	Due	Del. P&I	Due	Del. P&I	Due
2023	10/30/2023	2/1/2024		39.54	3.95	0.00	18.61	62.10	19.14	62.63	19.65	63.14

Over 65
Veteran
Installment Code

No
No
N

Year	Stmt Date	Delq Date	Code	Taxes	Penalties	Payments	Due Aug, 2024		Due Sep, 2024		Due Oct, 2024	
							Del. P&I	Due	Del. P&I	Due	Del. P&I	Due
2023	11/3/2023	2/1/2024		1,001.11	100.11	0.00	471.32	1,572.54	484.53	1,585.75	497.76	1,598.98

Over 65
Veteran
Installment Code

No
No
N

Year	Stmt Date	Delq Date	Code	Taxes	Penalties	Payments	Due Aug, 2024		Due Sep, 2024		Due Oct, 2024	
							Del. P&I	Due	Del. P&I	Due	Del. P&I	Due
2023	10/30/2023	2/1/2024	L	170.38	0.00	0.00	72.92	243.30	74.97	245.35	77.01	247.39
Lawsuit: 7/31/2024												

Account No/Name/Address

Cad No/Property Descr.

Over 65
Veteran
Installment Code

No
No
N

Year	Stmt Date	Delq Date	Code	Taxes	Penalties	Payments	Due Aug, 2024		Due Sep, 2024		Due Oct, 2024	
							Del. P&I	Due	Del. P&I	Due	Del. P&I	Due
2023	11/15/2023	2/1/2024		108.69	10.87	0.00	51.18	170.74	52.60	172.16	54.04	173.60

Over 65
Veteran
Installment Code

No
No
N

Year	Stmt Date	Delq Date	Code	Taxes	Penalties	Payments	Due Aug, 2024		Due Sep, 2024		Due Oct, 2024	
							Del. P&I	Due	Del. P&I	Due	Del. P&I	Due
2023	10/30/2023	2/1/2024	L	204.66	20.47	0.00	96.35	321.48	99.06	324.19	101.76	326.89
				Lawsuit: 6/21/2024								

Over 65
Veteran
Installment Code

No
No
N

Year	Stmt Date	Delq Date	Code	Taxes	Penalties	Payments	Due Aug, 2024		Due Sep, 2024		Due Oct, 2024		
							Del. P&I	Due	Del. P&I	Due	Del. P&I	Due	
2023	10/30/2023	2/1/2024	B	39.62	3.96	0.00	18.65	62.23	19.18	62.76	19.70	63.28	
				Bankruptcy: 7/24/2024									
2022	6/21/2023	2/1/2024		34.35	3.44	0.00	21.61	59.40	22.07	59.86	22.52	60.31	
2021	6/20/2023	2/1/2024		31.50	3.15	0.00	24.81	59.46	25.23	59.88	25.64	60.29	
				Totals	105.47	10.55	0.00	65.07	181.09	66.48	182.50	67.86	183.88

Over 65
Veteran
Installment Code

No
No
N

Year	Stmt Date	Delq Date	Code	Taxes	Penalties	Payments	Due Aug, 2024		Due Sep, 2024		Due Oct, 2024		
							Del. P&I	Due	Del. P&I	Due	Del. P&I	Due	
2022	6/21/2023	2/1/2024	L	287.47	28.75	0.00	135.34	451.56	139.13	455.35	142.94	459.16	
				Lawsuit: 7/31/2024									
2021	6/20/2023	2/1/2024	L	19.66	1.97	0.00	9.26	30.89	9.52	31.15	9.77	31.40	
				Totals	307.13	30.72	0.00	144.60	482.45	148.65	486.50	152.71	490.56

Over 65
Veteran
Installment Code

No
No
N

Year	Stmt Date	Delq Date	Code	Taxes	Penalties	Payments	Due Aug, 2024		Due Sep, 2024		Due Oct, 2024	
							Del. P&I	Due	Del. P&I	Due	Del. P&I	Due
2023	1/24/2024	3/1/2024		14.89	1.49	0.00	6.82	23.20	7.01	23.39	7.21	23.59

Over 65
Veteran
Installment Code

No
No
N

Year	Stmt Date	Delq Date	Code	Taxes	Penalties	Payments	Due Aug, 2024		Due Sep, 2024		Due Oct, 2024	
							Del. P&I	Due	Del. P&I	Due	Del. P&I	Due
2023	11/3/2023	2/1/2024		18.04	0.00	0.00	7.72	25.76	7.94	25.98	8.16	26.20

Over 65
Veteran
Installment Code

No
No
N

Year	Stmt Date	Delq Date	Code	Taxes	Penalties	Payments	Due Aug, 2024		Due Sep, 2024		Due Oct, 2024	
							Del. P&I	Due	Del. P&I	Due	Del. P&I	Due
2023	10/30/2023	2/1/2024		2,507.26	250.73	0.00	1,180.42	3,938.41	1,213.52	3,971.51	1,246.61	4,004.60

Account No/Name/Address Cad No/Property Descr.

[REDACTED]								Over 65	No
								Veteran	No
								Installment Code	N

Year	Stmt Date	Delq Date	Code	Taxes	Penalties	Payments	Due Aug, 2024		Due Sep, 2024		Due Oct, 2024	
							Del. P&I	Due	Del. P&I	Due	Del. P&I	Due
2023	10/30/2023	2/1/2024		2,507.26	0.00	0.00	1,073.11	3,580.37	1,103.19	3,610.45	1,133.28	3,640.54

[REDACTED]								Over 65	No
								Veteran	No
								Installment Code	N

Year	Stmt Date	Delq Date	Code	Taxes	Penalties	Payments	Due Aug, 2024		Due Sep, 2024		Due Oct, 2024	
							Del. P&I	Due	Del. P&I	Due	Del. P&I	Due
2023	10/30/2023	2/1/2024	L	2,507.26	250.73	0.00	1,180.42	3,938.41	1,213.52	3,971.51	1,246.61	4,004.60
Lawsuit: 7/31/2024												

[REDACTED]								Over 65	No
								Veteran	No
								Installment Code	N

Year	Stmt Date	Delq Date	Code	Taxes	Penalties	Payments	Due Aug, 2024		Due Sep, 2024		Due Oct, 2024	
							Del. P&I	Due	Del. P&I	Due	Del. P&I	Due
2023	1/24/2024	3/1/2024		9.61	0.96	0.00	4.39	14.96	4.53	15.10	4.65	15.22

[REDACTED]								Over 65	No
								Veteran	No
								Installment Code	N

Year	Stmt Date	Delq Date	Code	Taxes	Penalties	Payments	Due Aug, 2024		Due Sep, 2024		Due Oct, 2024	
							Del. P&I	Due	Del. P&I	Due	Del. P&I	Due
2023	10/30/2023	2/1/2024		27.41	0.00	0.00	11.73	39.14	12.06	39.47	12.39	39.80
2022	10/21/2022	2/1/2023		17.98	0.00	0.00	10.28	28.26	10.50	28.48	10.71	28.69
Totals				45.39	0.00	0.00	22.01	67.40	22.56	67.95	23.10	68.49

<u>Account No/Name/Address</u>		<u>Cad No/Property Descr.</u>								
<u>Jurisdiction Totals</u>										
<u>Year</u>	<u>Tax Levy</u>	<u>Base Taxes Due</u>	<u>Penalties Due</u>	<u>Del. P&I Due</u>	<u>Atty Fee Due</u>	<u>Escrow Amt</u>	<u>Total Due</u>	<u>Count</u>	<u>% Collected</u>	
2004	116.90	0.00	0.00	0.00	0.00	0.00	0.00	0	100.00%	
2005	114.01	0.00	0.00	0.00	0.00	0.00	0.00	0	100.00%	
2006	1,212,098.12	0.00	0.00	0.00	0.00	0.00	0.00	0	100.00%	
2007	1,265,991.24	0.00	0.00	0.00	0.00	0.00	0.00	0	100.00%	
2008	1,461,458.60	0.00	0.00	0.00	0.00	0.00	0.00	0	100.00%	
2009	1,466,381.79	88.56	8.86	182.18	55.92	0.00	335.52	1	99.99%	
2010	1,424,481.73	330.03	33.01	635.32	199.68	0.00	1,198.04	2	99.98%	
2011	1,478,747.14	418.33	41.83	750.06	242.04	0.00	1,452.26	2	99.97%	
2012	1,542,534.78	770.88	77.09	1,268.14	423.22	0.00	2,539.33	3	99.95%	
2013	1,538,692.03	763.77	76.38	1,165.93	401.22	0.00	2,407.30	4	99.95%	
2014	1,560,064.09	666.56	66.65	931.18	332.88	0.00	1,997.27	4	99.96%	
2015	1,544,411.07	464.49	46.44	587.57	219.70	0.00	1,318.20	4	99.97%	
2016	1,597,491.36	404.17	40.41	457.92	180.50	0.00	1,083.00	5	99.97%	
2017	1,675,642.39	383.80	38.38	384.16	161.26	0.00	967.60	9	99.98%	
2018	1,661,109.18	533.90	52.34	438.80	205.00	0.00	1,230.04	12	99.97%	
2019	1,814,761.10	2,645.92	233.36	1,527.00	881.25	0.00	5,287.53	24	99.85%	
2020	1,988,153.12	2,526.88	252.69	1,509.05	857.73	0.00	5,146.35	30	99.87%	
2021	1,937,520.37	2,626.52	260.70	1,207.56	792.13	0.00	4,886.91	40	99.86%	
2022	2,036,170.82	4,293.14	255.67	1,348.05	1,144.50	0.00	7,041.36	38	99.79%	
2023	2,740,302.20	95,806.78	853.46	18,361.33	23,002.43	0.00	138,024.00	56	96.50%	
		112,723.73	2,337.27	30,754.25	29,099.46	0.00	174,914.71	234		

**CNP UTILITY DISTRICT
DELINQUENT TAX REPORT**

September 12, 2024

REAL PROPERTY ACCOUNTS

PROPERTY OWNER	ACCOUNT NO.	BASE AMOUNT DUE	STATUS
Spa Investments LLC		2023 - \$2,292.48	ACCOUNT PAID.
Cambridge Cypress Station LLC		2023 - \$8,385.49	Initial demand letter sent (no response). Final demand letter sent.
205 Hollow Treen Lane LLC		2023 - \$11,890.00	Initial demand letter sent (no response). Final demand letter sent.
Vision of Light Ministries		2023 - \$675.38	Initial demand letter sent (no response). Final demand letter sent.
Cyber Building LLC		2023 - \$675.38 2023 - \$675.38 2023 - \$675.38	ACCOUNTS PAID.
ESN Houston Properties LLC		2022 - \$588.00 2023 - \$675.38 2022 - \$588.00 2023 - \$675.38	Lawsuit filed. Default judgment hearing set for 11/20/24.
Garcia Auto Sales		2022 - \$17.98 2023 - \$27.41	No response to demand letters. This is a mobile home account. Will continue collection efforts, but will postpone filing a lawsuit at this time unless otherwise instructed.
Westmount at Hollow Tree		2022 - \$86,981.18	Property owner has made a disputed payment towards these taxes.
BH Copper Property LLC		2023 - \$54,271.86	Property owner has made a disputed payment towards these taxes.

PERSONAL PROPERTY ACCOUNTS

PROPERTY OWNER	ACCOUNT NO.	BASE AMOUNT DUE	STATUS
[REDACTED]	[REDACTED]	2023 - \$204.66	Lawsuit filed.
[REDACTED]	[REDACTED]	2021 - \$19.66 2022 - \$287.47	Lawsuit filed.
Cypress Beauty Supply	[REDACTED]	2023 - \$738.18	Lawsuit filed.
Prime Washateria	[REDACTED]	2023 - \$469.41	Sent one more demand letter to the agent for this company. A lawsuit will be filed if no response.
Spudsy Inc.	[REDACTED]	2023 - \$1,001.11	Lawsuit filed.
Thinkmed LLC	[REDACTED]	2023 - \$170.38	Lawsuit filed.
Earthly Treats Inc.	[REDACTED]	2023 - \$2,507.26	Lawsuit filed.
Kalera Inc.	[REDACTED]	2023 - \$2,507.26	Lawsuit filed.
Coco Lopez Inc.	[REDACTED]	2023 - \$2,507.26	HCAD correction filed.
Kilraine Mike Jones	[REDACTED]	2021 - \$75.42 2022 - \$233.21 2023 - \$144.51	Lawsuit filed by Spring ISD. An Intervention has been filed on behalf of the District.
Baked Popcorn	[REDACTED]	2020 - \$54.10 2021 - \$49.85 2022 - \$49.27	Lawsuit filed. Default judgment hearing held. Waiting on Judge to sign Judgment.
[REDACTED]	[REDACTED]	2020 - \$34.03 2021 - \$22.20 2022 - \$151.22 2023 - \$270.76	Lawsuit filed. Trial held. Waiting on Judge to sign Judgment.
[REDACTED]	[REDACTED]	2021 - \$66.00 2022 - \$158.85	Lawsuit filed.
Armadillo Press Inc.	[REDACTED]	2020 - \$49.56 2021 - \$45.67	Lawsuit filed.

PROPERTY OWNER	ACCOUNT NO.	BASE AMOUNT DUE	STATUS
		2022 - \$45.14	
Boost Mobile		2021 - \$29.79 2022 - \$30.63 2023 - \$36.64	Lawsuit filed (combined lawsuit filed for this account and another account in a different District).
DJ's Bar & Grill		2019 - \$78.36 2020 - \$78.36	Lawsuit filed. Having trouble locating the registered agent for this company. Tried to serve the registered agent at two different addresses, but each were bad addresses. HCAD performed a field inspection of the property and advised that there is a new business at the property location. HCAD has deleted the account for 2021 and subsequent years.
Wing Stop		2022 - \$100.67 2023 - \$144.72	Lawsuit filed.

PERSONAL PROPERTY ACCOUNTS (UNDER \$250.00 TOTAL OWED)

PROPERTY OWNER	ACCOUNT NO.	BASE AMOUNT DUE	
KCI Therapeutic Services		2021 - \$1.90	No response to demand letters. The account for 2022 is zeroed out. The account has been deleted for 2023.
Community Coffee Company		2021 - \$1.43	No response to demand letters. The account for 2022 and subsequent years has been zeroed out and no taxes are due after 2021.
Endicott Biofuels II LLC		2019 - \$49.14 2020 - \$49.14	No response to demand letters. Per HCAD field inspection, company no longer at the property address. Account not active after 2020 tax year.
Cardiovascular Specialists		2018 - \$111.45	No response to demand letters. Per HCAD, company no longer in business and telephone number has been disconnected. Account not active after 2018.
Tekmedia Communications		2017 - \$14.91 2018 - \$14.91 2019 - \$14.91 2020 - \$14.91	No response to demand letters. Per HCAD field inspection, company no longer at the property address. Account not active after 2020 tax year.
BOFI Equipment Finance		2021 - \$3.06	No response to demand letters. The account for 2022 and subsequent years has been zeroed out and no taxes are due after 2021.
A.C.E. Center		2020 - \$70.62	No response to demand letters. Per HCAD field inspection there is a new business at the property location. Account not active after 2020.
Tiffani Chanel Luxury Hair		2019 - \$9.48	No response to demand letters. Per HCAD field inspection, property location is

PROPERTY OWNER	ACCOUNT NO.	BASE AMOUNT DUE	
		2020 - \$9.48	vacant and company no longer at the property address. Account not active after 2020.
Farmer's Insurance		2019 - \$14.95 2020 - \$14.95	No response to demand letters. Per HCAD field inspection, property location is vacant and company no longer at the property address. Account not active after 2020.
Elite Rewards Group		2019 - \$72.87	No response to demand letters. Per HCAD field inspection, property location is vacant and company no longer at the property address. Account not active after 2019.
Allstate - Sal Ortiz Agency		2021 - \$3.21	No response to demand letters. The account for 2022 and subsequent years has been zeroed out and no taxes are due after 2021.
Angel's Kitchen		2022 - \$63.84	No response to demand letters sent to owner Eugene Wilson. HCAD has deleted the account for 2023. Will continue collection efforts, but will postpone filing a lawsuit at this time unless otherwise instructed.
Greater Texas EMS		2016 - \$14.00 2017 - \$14.00 2018 - \$14.00 2019 - \$14.00 2020 - \$14.00	No response to demand letters. Per HCAD field inspection, company no longer at the property address. Account not active after 2020.
Skin Envy		2020 - \$14.86	No response to demand letters. Per HCAD field inspection, there is a new business at the property location. Account not active after 2020.
A O D Xpress		2019 - \$77.29	No response to demand letters. Per HCAD, the vehicle for this account was stolen in 2019. Account not active after 2019.
Lucky Penny Cycles		2020 - \$5.03	No response to demand letters. Per HCAD, the business was sold on 05/16/22. Account not active after 2022 tax year.
Social Lacquer Nail		2020 - \$25.24	No response to demand letters. Per HCAD field inspection there is a new business at the property location. Account not active after 2020.
		2019 - \$16.71 2020 - \$16.71 2021 - \$15.39 2022 - \$15.22	No response to demand letters. Per HCAD notes, company is permanently closed (effective date unknown). Account not active after 2022.
Helpful Interventions		2020 - \$5.54 2021 - \$5.10	No response to demand letters. The account for 2022 and subsequent years has been zeroed out and no taxes are due after 2021.
IRS Solutions LLC		2021 - \$5.56	No response to demand letters. The account for 2022 and subsequent years has been zeroed out and no taxes are due after 2021.

PROPERTY OWNER	ACCOUNT NO.	BASE AMOUNT DUE	
Family First Life		2021 - \$4.21	No response to demand letters. The account for 2022 and subsequent years has been zeroed out and no taxes are due after 2021.
		2019 - \$9.82 2020 - \$9.82 2021 - \$9.05 2022 - \$8.95	No response to demand letters. Per HCAD field visit, suite is vacant and Kulka is no longer at location. Account not active for 2023. Will continue collection efforts, but will postpone filing a lawsuit at this time unless otherwise instructed.
		2021 - \$22.84 2022 - \$20.32	No response to demand letters. This is a business personal property account consisting of a trailer. According to the DMV records, the trailer tags have expired. HCAD has deleted the account for 2023. Will continue collection efforts, but will postpone filing a lawsuit at this time unless otherwise instructed.
Boost Mobile		2018 - \$12.46 2019 - \$12.70 2020 - \$12.70	No response to demand letters. Company no longer in business at property location. Will continue collection efforts, but will postpone filing a lawsuit at this time unless otherwise instructed.
		2021 - \$22.60 2022 - \$22.72 2023 - \$26.41	No response to demand letters. Sent another demand letter to the owners listed on the DBA, Sheldon Roy, Bryon Swisher and Latosha Boyd (no response). Internet research revealed that this company is permanently closed. Will continue collection efforts, but will postpone filing a lawsuit at this time unless otherwise instructed.
VooDoo Po-Boys & Wings		2021 - \$40.16 2022 - \$39.79 2023 - \$45.41	No response to demand letters. Sent another demand letter to the company agent, Richard Le (no response). Internet research revealed that this company is permanently closed. Will continue collection efforts, but will postpone filing a lawsuit at this time unless otherwise instructed.
D&B Insurance Group		2017 - \$18.47 2018 - \$17.26 2019 - \$17.26 2020 - \$17.26 2021 - \$15.91 2022 - \$15.72 2023 - \$13.66	No response to demand letters. Will continue collection efforts, but will postpone filing a lawsuit at this time unless otherwise instructed (amounts due under \$250.00).
Icon Nail X Salon		2021 - \$25.91 2022 - \$25.90 2023 - \$29.88	No response to demand letters. Will continue collection efforts, but will postpone filing a lawsuit at this time unless otherwise instructed (amounts due under \$250.00).
AMPIL		2021 - \$33.51 2022 - \$33.90 2023 - \$38.11	No response to demand letters. Will continue collection efforts, but will postpone filing a lawsuit at this time unless otherwise instructed (amounts due under \$250.00).

PROPERTY OWNER	ACCOUNT NO.	BASE AMOUNT DUE	
Acoustic Edge Institute		2022 - \$30.51 2023 - \$35.79	No response to demand letters. Will continue collection efforts, but will postpone filing a lawsuit at this time unless otherwise instructed (amounts due under \$250.00).
Regional Digestive Consultants		2022 - \$63.62 2023 - \$72.35	No response to demand letters. Will continue collection efforts, but will postpone filing a lawsuit at this time unless otherwise instructed (amounts due under \$250.00).
NAZ Beauty Salon		2021 - \$18.80 2023 - \$21.13	No response to demand letters. Will continue collection efforts, but will postpone filing a lawsuit at this time unless otherwise instructed (amounts due under \$250.00).
Liz Transport & Logistics		2019 - \$9.97 2020 - \$9.97 2021 - \$9.19 2022 - \$9.08 2023 - \$10.33	No response to demand letters. Will continue collection efforts, but will postpone filing a lawsuit at this time unless otherwise instructed (amounts due under \$250.00).
Master Barbers & Stylists		2017- \$10.48 2018 - \$10.48 2019 - \$10.48 2020 - \$10.48 2021 - \$9.66 2022 - \$9.54 2023 - \$10.85	No response to demand letters. Will continue collection efforts, but will postpone filing a lawsuit at this time unless otherwise instructed (amounts due under \$250.00).
House of Fades Houston		2019 - \$10.54 2020 - \$10.54 2021 - \$9.71 2022 - \$9.60 2023 - \$10.92	No response to demand letters. Will continue collection efforts, but will postpone filing a lawsuit at this time unless otherwise instructed (amounts due under \$250.00).
The Greasy Spoon Soulfood		2021 - \$11.93 2022 - \$11.83 2023 - \$118.45	No response to demand letters. Will continue collection efforts, but will postpone filing a lawsuit at this time unless otherwise instructed (amounts due under \$250.00).
Healthy Schools LLC		2020 - \$8.96 2021 - \$9.26 2022 - \$8.16 2023 - \$9.28	No response to demand letters. Will continue collection efforts, but will postpone filing a lawsuit at this time unless otherwise instructed (amounts due under \$250.00).
Cypress One Center		2021 - \$33.54 2022 - \$33.15 2023 - \$37.70	No response to demand letters. Will continue collection efforts, but will postpone filing a lawsuit at this time unless otherwise instructed (amounts due under \$250.00).
Houston's Finest Weave		2021 - \$12.94	No response to demand letters. Will continue collection efforts, but will postpone

PROPERTY OWNER	ACCOUNT NO.	BASE AMOUNT DUE	
		2022 - \$13.13 2023 - \$15.44	filing a lawsuit at this time unless otherwise instructed (amounts due under \$250.00).
Keys to Life Bible Fellowship		2021 - \$17.56 2022 - \$17.36 2023 - \$19.74	No response to demand letters. Will continue collection efforts, but will postpone filing a lawsuit at this time unless otherwise instructed (amounts due under \$250.00).
Weidenheft Enterprises		2021 - \$31.50 2022 - \$34.35 2023 - \$39.62	No response to demand letters. Will continue collection efforts, but will postpone filing a lawsuit at this time unless otherwise instructed (amounts due under \$250.00).
Auto Check 9		2023 - \$76.85	No response to demand letters. Will continue collection efforts, but will postpone filing a lawsuit at this time unless otherwise instructed (amounts due under \$250.00).
Winter Builders LLC		2023 - \$14.89	No response to demand letters. Will continue collection efforts, but will postpone filing a lawsuit at this time unless otherwise instructed (amounts due under \$250.00).
Lux Vending LLC		2023 - \$18.04	No response to demand letters. Will continue collection efforts, but will postpone filing a lawsuit at this time unless otherwise instructed (amounts due under \$250.00).
		2023 - \$1.66	No response to demand letters. Will continue collection efforts, but will postpone filing a lawsuit at this time unless otherwise instructed (amounts due under \$250.00).
Advanced Cardiovascular Care		2023 - \$86.06	No response to demand letters. Will continue collection efforts, but will postpone filing a lawsuit at this time unless otherwise instructed (amounts due under \$250.00).
Goodrich Americas Inc.		2023 - \$42.63	No response to demand letters. Will continue collection efforts, but will postpone filing a lawsuit at this time unless otherwise instructed (amounts due under \$250.00).
EDH Transport		2023 - \$63.13	No response to demand letters. Will continue collection efforts, but will postpone filing a lawsuit at this time unless otherwise instructed (amounts due under \$250.00).
Removery		2023 - \$21.01	No response to demand letters. Will continue collection efforts, but will postpone filing a lawsuit at this time unless otherwise instructed (amounts due under \$250.00).
Axia International		2023 - \$16.61	No response to demand letters. Will continue collection efforts, but will postpone filing a lawsuit at this time unless otherwise instructed (amounts due under \$250.00).
SF Motors		2023 - \$68.41 2023 - \$39.10	No response to demand letters. Will continue collection efforts, but will postpone filing a lawsuit at this time unless otherwise instructed (amounts due under \$250.00).
Toon's Auto World		2023 - \$89.16 2023 - \$39.54	No response to demand letters. Will continue collection efforts, but will postpone filing a lawsuit at this time unless otherwise instructed (amounts due under \$250.00).
Angel's Kitchen		2023 - \$108.69	No response to demand letters. Will continue collection efforts, but will postpone filing a lawsuit at this time unless otherwise instructed (amounts due under \$250.00).
Enchanted Pools and Patios		2023 - \$9.61	No response to demand letters. Will continue collection efforts, but will postpone filing a lawsuit at this time unless otherwise instructed (amounts due under \$250.00).

PERSONAL PROPERTY JUDGMENTS

Lawsuits were filed on the accounts listed below and Judgments have been entered against the taxpayers. A Judgment is a court order that is the decision in the lawsuits. Once a Judgment is entered, if the personal property associated with the tax account is still in the possession of the taxpayer, a Writ of Execution can be issued by the court which allows a sheriff or constable to seize the assets which will then be sold to pay the taxes.

If the personal property is no longer in the possession of the taxpayer, an Abstract of Judgment is filed with the County Clerk's office. The purpose of an Abstract of Judgment is to create a public record and create a lien on any real estate property owned or later acquired by the defendant located in the county in which the abstract of judgment is recorded.

PROPERTY OWNER	ACCOUNT NO.	BASE AMOUNT DUE	STATUS
Pine Oak Cleaners		2018-2019 - \$289.62	Court judgment entered. Per HCAD's notes, a site inspection revealed that this business was no longer at the property location. Account is not active after 2019. Abstract of Judgment filed with the County Clerk's office.
		2009-2021 - \$561.31	Court judgment entered. This is a vehicle personal property account. A Writ of Execution was sent to the Constable who attempted to serve the Writ at the property address of 40 Cypress Creek Parkway. The Constable was unable to serve the Writ because the address was a UPS Store. Deakins no longer lives in Texas (he was served with the lawsuit at an address in Barberton, Ohio). Additionally, this account has been zeroed out for the 2022 and subsequent tax years. Abstract of Judgment filed with the County Clerk's office.
Carl's Jr.		2019-2020 - \$470.28	Court judgment entered. HCAD conducted a field visit and reported that this company is no longer in business at the property location. This account is not active after 2020. Abstract of Judgment filed with the County Clerk's office.
Quality Assured LLC		2017-2023 - \$210.85	Court judgment entered. A Constable went out to the property location to serve a Writ of Execution. The Constable stated that the property is always closed and was unable to determine if there were any non-exempt assets for the company. The Writ was returned to the court. Additionally, the registered agent for this corporation, Cedrick Jermaine Burns, is deceased. Abstract of Judgment filed with the County Clerk's office.
		2019-2022 - \$2,378.49	Court judgment entered. The company filed for bankruptcy in 2018 and is no longer in business. Abstract of Judgment filed with the County Clerk's office.
		2013-2017 - \$232.77 2010-2018 - \$2,061.12	Court judgment entered. Forwarded Writ of Execution to Constable. Constable went to the business address and the property was vacant. Constable did not find

PROPERTY OWNER	ACCOUNT NO.	BASE AMOUNT DUE	STATUS
Transport		2012-2023 - \$3,450.73	a forwarding address for the taxpayer. Abstract of Judgment filed with the County Clerk's office.
Ntrest Logistics		2020-2023 - \$2,462.94	Court Judgment entered. An internet search of this company revealed that it is "permanently closed". Abstract of Judgment filed with the County Clerk's office.
Pate Taraborelli Partners LP		2019 - \$49.23 2020 - \$49.23 2021 - \$45.36	Court Judgment entered. Per HCAD, company no longer in business. Sales tax permit inactive. Account not active after 2021 tax year. Abstract of Judgment filed with the County Clerk's office.
Armour Fitness		2019 - \$249.18 2020 - \$249.18	Court Judgment entered. Per HCAD, company no longer in business. Account not active after 2020 tax year. Abstract of Judgment filed with the County Clerk's office.

A Sales Tax Permit Audit Conducted for

CNP UD

August, 2024

Presented By



MUNICIPAL TAX SERVICE, LLC

Avik Bonnerjee

13333 Northwest Freeway Suite 620

Houston, Texas 77040

713-900-2680

Avik.B@bamunitax.com

CNP UD Updates



POS	TAXPAYER NO	OUTLET NO	OUTLET NAME	STREET NO	BUSINESS LOCATION ADDRESS	ZIP CODE
1	[REDACTED]	2	IPS TITLE SERVICES	616	FM 1960 WEST STE 455	77090
2	[REDACTED]	2	SMOKEY DOKE VAPE SHOP	566	FM 1960 WEST STE	77090
3	[REDACTED]	1	UNIQUELY HIGHRISE FASHION	40	FM 1960 WEST BOX 613	77090
4	[REDACTED]	1	LOVE LEE	40	FM 1960 WEST BOX 461	77090
5	[REDACTED]	1	FURNITURE GRAM OUTLET	40	FM 1960 WEST BOX 620	77090
6	[REDACTED]	1	COOL BEAN COFFEE	40	FM 1960 WEST BOX 434	77090
7	[REDACTED]	2	WING STOP DINE IN CARRY OUT	376	FM 1960 WEST STE K	77090


1 CONSTRUCTION

NO NAME / NO SIGN

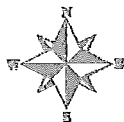
4 FM 1960 WEST

77090

CNP UD Updates



**CNP UD
BUSINESS SCHEMATIC LOCATIONS**



**Images by Google
September, 2011**

B&A
MUNICIPAL TAX SERVICE, LLC



Sales Tax ID Obtained

1


Status Change to be Reported



New Construction



Sales Tax ID Not Obtained



Vacant



Business Located Outside Current SPA



Business Temporarily Closed Due to Covid 19 Pandemic

Legend



POS	TAXPAYER NO	OUTLET NO	OUTLET NAME	STREET NO	BUSINESS LOCATION ADDRESS	ZIP CODE
1			VACANT	110	CYPRESS STATION DR.	77090
1	NO TAXABLE ITEMS		CAMEO CAREGIVERS	110	CYPRESS STATION DR. STE 108	77090
1	NO TAXABLE ITEMS		CENTER FOR REAL ESTATE MASTERY	110	CYPRESS STATION DR. STE 110	77090
1			VACANT	110	CYPRESS STATION DR. STE 111	77090
1	17108422167	25	STAFFMARK INVESTMENT, LLC	110	CYPRESS STATION DR. STE 112	77090
1	NO TAXABLE ITEMS		FIKE CORPORATION / REAL RECOVERY	110	CYPRESS STATION DR. STE 113	77090
1	NO TAXABLE ITEMS		SPACE ELECTRONIC	110	CYPRESS STATION DR. STE 114	77090
1			VACANT	110	CYPRESS STATION DR. STE 115	77090
1	NO TAXABLE ITEMS		FARMER'S INSURANCE	110	CYPRESS STATION DR. STE 117	77090
1	NO TAXABLE ITEMS		STANDARD INSURANCE AGENCY	110	CYPRESS STATION DR. STE 118	77090
1	32064872404	2	APEX KOMERCO	110	CYPRESS STATION DR. STE 123	77090
1			VACANT	110	CYPRESS STATION DR. STE 125	77090
1			VACANT	110	CYPRESS STATION DR. STE 127	77090
1	NO TAXABLE ITEMS		ROSEMONT PROPERTY MGMT LLC.	110	CYPRESS STATION DR. STE 135	77090
1	NO TAXABLE ITEMS		CROSS MARK	110	CYPRESS STATION DR. STE 150	77090
1	NO TAXABLE ITEMS		GENESIS LAND & MINERAL	110	CYPRESS STATION DR. STE 151	77090
1			VACANT	110	CYPRESS STATION DR. STE 152	77090
1	NO TAXABLE ITEMS		GLM CONCRETE SERCVICES, LLC	110	CYPRESS STATION DR. STE 153	77090
1	NO TAXABLE ITEMS		WILLIAM J CRONIN PC	110	CYPRESS STATION DR. STE 154	77090
1	NO TAXABLE ITEMS		SIERRA PINES INTERNATIONAL	110	CYPRESS STATION DR. STE 155	77090
1	32047730695	1	PAYSPHERE, LLC	110	CYPRESS STATION DR. STE 157	77090
1	NO TAXABLE ITEMS		JACK WEBB & ASSOCIATES, LLC	110	CYPRESS STATION DR. STE 160	77090
1	32052672667	3	SALATA	110	CYPRESS STATION DR. STE 164	77090
1	NO TAXABLE ITEMS		CAROLINE DiNOTO PSYCHOTHERAPY	110	CYPRESS STATION DR. STE 171	77090
1	NO TAXABLE ITEMS		MICHAEL E. HESS	110	CYPRESS STATION DR. STE 173	77090
1	CLOSED		SIGMA FOODS	110	CYPRESS STATION DR. STE 200	77090
1	NO TAXABLE ITEMS		KAPLAN PROFESSIONAL SCHOOLS	110	CYPRESS STATION DR. STE 210	77090
1	NO TAXABLE ITEMS		LEONARD-HAWES DEARBOURN	110	CYPRESS STATION DR. STE 210	77090
1	NO TAXABLE ITEMS		LEONARD TRAINING PROGRAMS	110	CYPRESS STATION DR. STE 210	77090
1	NO TAXABLE ITEMS		TJO INSURANCE SERVICE	110	CYPRESS STATION DR. STE 215	77090
1	NO TAXABLE ITEMS		SOUTHERN BAY ENERGY	110	CYPRESS STATION DR. STE 220	77090
1	NO TAXABLE ITEMS		INTERSTATE RECOVERY	110	CYPRESS STATION DR. STE 240	77090
1	32078916833	1	TOON'S AUTO WORLD	110	CYPRESS STATION DR. STE 245	77090
1	NO TAXABLE ITEMS		BROWN HAND CENTER	110	CYPRESS STATION DR. STE 248	77090
1	32063012309	1	ARISTAVISTA	110	CYPRESS STATION DR. STE 295	77090
1	NO TAXABLE ITEMS		NOVA HEALTH CARE CBO	110	CYPRESS STATION DR. STE 280	77090



POS	TAXPAYER NO	OUTLET NO	OUTLET NAME	STREET NO	BUSINESS LOCATION ADDRESS	ZIP CODE
2	NO TAXABLE ITEMS		CREEKRIDGE II CYPRESS STATION OFFICES	140	CYPRESS STATION DR.	77090
2	32058860308	9	NOV PROCESS & FLOW TECHNOLOGIES	140	CYPRESS STATION DR.	77090
2	32063033248	2	SHREWD MEDIA	140	CYPRESS STATION DR. STE 100-18	77090
2	32083610256	2	ACCESS DATA, LLC	140	CYPRESS STATION DR. STE 101-02	77090
2	32064872404	2	APEX KOMERCO	140	CYPRESS STATION DR. STE 125	77090
2	NO TAXABLE ITEMS		DUPONT	140	CYPRESS STATION DR. STE 135	77090
2	NO TAXABLE ITEMS		DUPONT LEVERAGE ENGINEERING	140	CYPRESS STATION DR. STE 135	77090
2	NO TAXABLE ITEMS		DUPONT REMEDIATION GROUP	140	CYPRESS STATION DR. STE 150	77090
2	NO TAXABLE ITEMS		IRME	140	CYPRESS STATION DR. STE 150	77090
2	NO TAXABLE ITEMS		TORAY INTERNATIONAL INC	140	CYPRESS STATION DR. STE 210	77090
2	32075322241	1	NUUBO, LLC	140	CYPRESS STATION DR. STE 215	77090
2	NO TAXABLE ITEMS		ASURION	140	CYPRESS STATION DR. STE 300	77090
3	17606787509	4	LAND ROVER HOUSTON NORTH	18205	I-45 NORTH	77090
3	17606787509	3	PARK PLACE JAGUAR	18205	I-45 NORTH	77090
3	12059617410	1	JAGUAR LAND ROVER HOUSTON NORTH	18205	I-45 NORTH	77090
4			VACANT	18111	NORTH FREEWAY	77090
5	17409200700	29	STAR FURNITURE #11	18107	NORTH FREEWAY	77090
6	32048879608	1	WIRELESS CORNER - T-MOBILE	90A	HOLLOW TREE LANE	77090
7	12624594912	100	CYPRESS STATION COUNTRY STORE #4101	90	HOLLOW TREE LANE	77090
8	32042533680	1	LENA FRANCES	18203	WESTFIELD PLACE DR APT 817	77090
8	32062002764	1	BIZZY BRANDS	18203	WESTFIELD PLACE DR APT 1027	77090
8	32065281399	1	STARFINN DESIGNS	18203	WESTFIELD PLACE DR APT 1211	77090
8	32059283971	1	ZERI	18203	WESTFIELD PLACE DR APT 1218	77090
8	32068843898	1	OH90H6 BOUTIQUE	18203	WESTFIELD PLACE DR APT 937	77090
8	32072535738	1	ROLA & SAGE	18203	WESTFIELD PLACE DR APT	77090
8	32073881115	1	BRITTANY'S LASHES	18203	WESTFIELD PLACE DR APT 423	77090
8	32076829038	1	DRESSED	18203	WESTFIELD PLACE DR APT 525	77090
9	32082100184	1	CHRISTINA C PATTERSON	18200	WESTFIELD PLACE DR APT 1135	77090
9	32007830881	2	KEITH'S CUSTOM CLEANING SERVICE	18200	WESTFIELD PLACE DR APT 1116	77090
9	32076239501	1	KRAVINWINGZHTX	18200	WESTFIELD PLACE DR APT	77090
9	32078625640	1	ASH BEAUTY VISIONS	18200	WESTFIELD PLACE DR APT 335	77090
9	32078823609	1	THE UNIQUE BOUTIQUE	18200	WESTFIELD PLACE DR APT 518	77090
9	32075762388	1	PRETTY IN GRACE GLAM SHOP	18200	WESTFIELD PLACE DR APT 233	77090
9	32068830838	1	FAVOR WREATHS	18200	WESTFIELD PLACE DR APT 1326	77090



LIMITED PURPOSE ANNEXATION

CYPRESS STATION DRIVE

Business Location Schematic A

CNP UD



Images by Google

August, 2024



MUNICIPAL TAX SERVICE, LLC

CNP UD Schematic B



POS	TAXPAYER NO	OUTLET NO	OUTLET NAME	STREET NO	BUSINESS LOCATION ADDRESS	ZIP CODE
1	12623673436	3	CABINETS TO GO	17955A	NORTH FREEWAY	77090
1A	32044981473	1	IMAGE FURNITURE STORE	17955B	NORTH FREEWAY	77090
2	17411800661	4	DEMONTTROND	17925	NORTH FREEWAY	77090
3			VACANT	111	STAGE RUN ROAD	77090
4			VACANT	111	STAGE RUN ROAD	77090
5	32039059582	1	SEWELL INFINITI OF NORTH HOUSTON	17825	NORTH FREEWAY	77090
6	32042456775	1	SEWELL AUDI NORTH HOUSTON COLLISION CENTER	17815	NORTH FREEWAY	77090
7	12018384276	1	MILLENNIUM AUDI	17815	NORTH FREEWAY	77090
7	32039059582	1	SEWELL MASERATI	17815	NORTH FREEWAY	77090
7	32042456775	1	AUDI	17815	NORTH FREEWAY	77090
8	32055654977	1	HOUSTON FAIRFIELD INN & SUITES	17617	NORTH FREEWAY	77090
9	12023190205	1	HAMPTON INN AND SUITES	150	WAGON POINT DRIVE	77090
10	CONSTRUCTION		NO NAME / NO SIGN	4	FM 1960 WEST	77090
11			VACANT	44	FM 1960 WEST	77090
12			VACANT	48	FM 1960 WEST	77090
13			VACANT	52	FM 1960 WEST	77090
14	17520600879	1	WORKFORCE SOLUTIONS	60	FM 1960 WEST	77090
15	17520600879	1	WORKFORCE SOLUTIONS	70A	FM 1960 WEST	77090
15	17520600878	29	WORKFORCE SOLUTIONS	70A	FM 1960 WEST	77090
16	32055521226	1	FLORIDA CAREER COLLEGE	70	FM 1960 WEST	77090
16	32075827132	3	D&M JAMACIAN BAKERY	70	FM 1960 WEST STE 472	77090
17	NO TAXABLE ITEMS		DAVITA DIALYSIS	74	FM 1960 WEST	77090
18	32043134025	1	BARGAIN FURNITURE	76	FM 1960 WEST	77090
19	17604546618	1	DISC GO ROUND	80	FM 1960 WEST	77090
20			VACANT	84	FM 1960 WEST	77090
21	15413873652	460	DOLLAR TREE	90	FM 1960 WEST	77090
22			VACANT	94	FM 1960 WEST	77090
23	17603754825	4	GNC #5204	96	FM 1960 WEST	77090
24	32055050523	1	SMOOTIELICIOUS	102	FM 1960 WEST	77090
24A	32005001501	7	MEGA GRAPHICS	102	FM 1960 W	77090
25	32019727620	5	CAR STEREO MAX	110	FM 1960 WEST	77090
25	15819500396	129	CAR STEREO MAX	110	FM 1960 WEST	77090
25	12033838280	131	CAR STEREO MAX	110	FM 1960 WEST	77090
25	32078916833	1	TOON'S AUTO WORLD	110	FM 1960 WEST STE 245	77090
26	32069221656	1	DAIQUIRIZ WITH A TWIST	124	FM 1960 WEST	77090
26A	32069221656	1	DAIQUIRIS WITH A TWIST	124	FM 1960 WEST	77090
26B	32069824525	1	DEE TEE'S HOOKAH WORLD	124	FM 1960 WEST	77090
27	32053989078	32	HOOTER'S SPRING	120	CYPRESS CREEK PKWY	77090
28	12020694258	1	CILANTRO COCINA	10	FM 1960 WEST	77090

CNP UD Schematic B



POS	TAXPAYER NO	OUTLET NO	OUTLET NAME	STREET NO	BUSINESS LOCATION ADDRESS	ZIP CODE
29	10304536559	39	RENT-A-TIRE	16	FM 1960 WEST	77090
29	17607002577	1	LEATHER DEPOT, CORP	16	FM 1960 WEST	77090
30	32043932501	11	K UNLIMITED WIRELESS ONC - BOOST	24	FM 1960 WEST	77090
30	3204658992	13	K UNLIMITED WIRELESS ONC - BOOST	24	FM 1960 WEST	77090
31			VACANT	26	FM 1960 WEST	77090
31A	32069673427	5	AAFI, LLC	26	FM 1960 WEST	77090
32	NO TAXABLE ITEMS		STARS NAIL & SPA	28	FM 1960 WEST	77090
33	NO TAXABLE ITEMS		ARMOUR FITNESS	30	FM 1960 WEST	77090
34	NO TAXABLE ITEMS		MI DEVOLUCION TAX REFUNDS	32	FM 1960 WEST	77090
35	12010545551	2	CLEANING ADVANCED SYSTEM	38	FM 1960 WEST 200	77090
36	12031705127	2	UPS STORE	40	FM 1960 WEST	77090
36	32063324217	1	TESHUATER, LLC	40	FM 1960 WEST BOX 539	77090
36	32050189904	2	WEATHERCOAT, INC	40	FM 1960 WEST BOX 490	77090
36	32023059622	1	BEYOND LEASING	40	FM 1960 WEST BOX	77090
36	32043388852	2	USA PETROLEUM EQUIPMENT	40	FM 1960 WEST BOX 181	77090
36	32062634848	1	SALGADO INVESTMENTS	40	FM 1960 WEST BOX 201	77090
36	32069785171	1	A & LB SERVICES	40	FM 1960 WEST BOX 238	77090
36	32072717187	1	DEJA NEW, LLC	40	FM 1960 WEST BOX 319	77090
36	32040824024	2	CALTEX PACKAGING	40	FM 1960 WEST BOX 437	77090
36	17530015910	1	HIRSCHFIELD RISK SERVICES	40	FM 1960 WEST BOX 435	77090
36	32018340953	3	ACME PRINTING	40	FM 1960 WEST BOX 382	77090
36	32018212632	4	OSO PROMOTIONS	40	FM 1960 WEST BOX 348	77090
36	32040662408	2	ADVANCED RAD SOLUTIONS	40	FM 1960 WEST BOX 339	77090
36	32006178761	2	BEST CARPET	40	FM 1960 WEST BOX 339	77090
36	32062152486	1	BUDGET BLINDS OF N. HOUSTON	40	FM 1960 WEST BOX 221	77090
36	32019518680	2	KANG LEVEL ENTERPRISES	40	FM 1960 WEST BOX 153	77090
36	12044068588	1	BEDROCK CONSULTING SOLUTIONS	40	FM 1960 WEST BOX 135	77090
36	32075951361	1	THE PARTY VAULT	40	FM 1960 WEST BOX 308	77090
36	32084355737	2	BEI' BOUTIQUE & APPAREL	40	FM 1960 WEST BOX 139	77090
36	32083637531	1	TEXAS PRODIGY AC/HEAT	40	FM 1960 WEST BOX 189	77090
36	32083286834	1	MOMMY & ME BOUTIQUE	40	FM 1960 WEST BOX 373	77090
36	32075954753	1	DOPE DESIGNS FOR ALL	40	FM 1960 WEST BOX	77090
36	32080149340	2	TEXAS APEX, LLC	40	FM 1960 WEST BOX 392	77090
36	32061161645	4	MATTRESS & FURNITURE LIQUIDATIONS	40	FM 1960 WEST BOX 417	77090
36	32086347385	1	COOL BEAN COFFEE	40	FM 1960 WEST BOX 434	77090
36	32083046543	1	LOVE LEE	40	FM 1960 WEST BOX 461	77090
36	32080789780	1	UNIQUELY HIGHRISE FASHION	40	FM 1960 WEST BOX 613	77090
36	32085148099	1	FURNITURE GRAM OUTLET	40	FM 1960 WEST BOX 620	77090
37	32067641350	1	EAST BUFFET	310	FM 1960 WEST STE 100	77090

CNP UD Schematic B

CNP UD Schematic B



POS	TAXPAYER NO	OUTLET NO	OUTLET NAME	STREET NO	BUSINESS LOCATION ADDRESS	ZIP CODE
37A	14109653742	131	PLANET FITNESS	310	FM 1960 WEST STE 400	77090
37A	32048585577	1	PLANET FITNESS	310	FM 1960 WEST STE 400	77090
37B	32050465205	17	DIRT CHEAP	310	FM 1960 WEST STE 310	77090
37B	32063981271	2	BEAUTY EMPIRE PREMIUM OUTLET	310	FM 1960 WEST STE 310	77090
37C	32076197675	5	SHEFFIELD LIQUIDATIONS, LLC	310	FM 1960 WEST STE 200	77090
38	32068732273	14	FALLAS DISCOUNT STORE #181	300	FM 1960 WEST STE 200	77090
39	32059836893	2	DERMA BODY COSMETICS	330	FM 1960 WEST	77090
39	32056460721	2	EMMA BEAUTY SUPERSTORE	330	FM 1960 WEST	77090
40	13116785307	93	KROGER & KROGER PHARMACY #395	360	FM 1960 WEST	77090
40	32051792839	84	K395-6	360	FM 1960 WEST	77090
40	13116785307	93	KROGER GAS STATION #395	360	FM 1960 WEST	77090
40	NO TAXABLE ITEMS		FIRST CONVIENCE BANK	360	FM 1960 WEST	77090
40	12601004364	2572	REDBOX AUTOMATED RETAIL	360	FM 1960 WEST	77090
41	12233300800	359	AT&T #00359	348	FM 1960 WEST	77090
42	32053846500	1	GREAT WALL CHINESE RESTAURANT	346	FM 1960 WEST	77090
43	32067030091	1	LA SEAFOOD CAFÉ #2	344	FM 1960 WEST	77090
43A	32076151797	1	LIN'S POKE	344	CYPRESS CREEK PARKWAY	77090
44	NO TAXABLE ITEMS		FREEWAY INSURANCE EXPERTS	342	FM 1960 WEST	77090
45	NO TAXABLE ITEMS		Z-CASH	342A	FM 1960 WEST	77090
46	12239330868	1	INSTACELL WIRELESS SUPERSTORE	340	FM 1960 WEST	77090
47	32053649185	30	RED LOBSTER #840	302	FM 1960 WEST	77090
48	NO TAXABLE ITEMS		NORTHWEST MEDICAL PLAZA	275	LANTERN BEND	77090
48	NO TAXABLE ITEMS		DIGESTIVE & LIVER DISEASE CONSULTANTS	275	LANTERN BEND STE 200	77090
48	32037268417	1	MEMORIAL HERMANN ENDOSCOPY & SURGERY	275	LANTERN BEND STE 400	77090
49	32034406929	15	POLLO CAMPERO	130	FM 1960 WEST	77090
50	32076239501	1	KRAVINWING2HTX	18200	WESTFIELD PLACE DR	77090
50	32078625640	1	ASH BEAUTY VISIONS	18200	WESTFIELD PLACE DR APT 335	77090
50	32078823609	1	THE UNIQUE BOUTIQUE	18200	WESTFIELD PLACE DR APT 518	77090
50	32062002764	1	BIZZY BRANDS.COM	18200	WESTFIELD PLACE DR APT 1027	77090
50	32061570241	1	AKURAA WOMAN'S BOUTIQUE	18200	WESTFIELD PLACE DR APT 725	77090
50	32068830838	1	FAVOR WREATHS	18200	WESTFIELD PLACE DR APT 1326	77090
50	32075762388	1	PRETTY N GRACE GLAM SHOP	18200	WESTFIELD PLACE DR APT 233	77090
50	32072535738	1	ROCKS N SAGE	18200	WESTFIELD PLACE DR APT 414	77090
50	32007830881	2	KEITH'S CUSTOM CLEANING SERVICE	18200	WESTFIELD PLACE DR APT 1116	77090
50	32073881115	1	BRITTNEY'S LASHES	18200	WESTFIELD PLACE DR APT 423	77090
51	32067641350	1	FAST BUFFET	100	FM 1960 WEST	77090
52	32039009686	1	HILTON GARDEN INN	160	WAGON POINT DRIVE	77090
53	32055150141	1	RODEWAY INN & SUITES	17715	WESTFIELD PLACE DRIVE	77090



Business Location Schematic B
CNP UD



Images by Google
August, 2024





POS	TAXPAYER NO	OUTLET NO	OUTLET NAME	STREET NO	BUSINESS LOCATION ADDRESS	ZIP CODE
1	17606101628	2	TRIUMPH HOSPITAL OF NORTH HOUSTON LP	205	HOLLOW TREE LANE	77090
1	12515634827	67	KINDRED HOSPITAL NW	205	HOLLOW TREE LANE	77090
2	16218318794	1	THE HAMPTON ASSISTED LIVING	303	LANTERN BEND	77090
3	NO TAXABLE ITEMS		WOODLANDS N. HOUSTON HEART	411	LANTERN BEND	77090
3	NO TAXABLE ITEMS		IKP FAMILY MEDICINE	411	LANTERN BEND	77090
3	NO TAXABLE ITEMS		E-CARDIO DIAGNOSTICS	411	LANTERN BEND	77090
3	NO TAXABLE ITEMS		NORTH HOUSTON WOODLANDS ORAL SURC	411	LANTERN BEND	77090
4	NO TAXABLE ITEMS		PARK MANOR NURSING & REHAB	420	LANTERN BEND	77090
5	NO TAXABLE ITEMS		BASTANI DENTAL	1125	CYPRESS STA. LN A 1	77090
6	NO TAXABLE ITEMS		ADVA CARDIO	1125	CYPRESS STA. LN A 3	77090
7	NO TAXABLE ITEMS		REGIONAL DIGESTIVE CONSULTANTS PA	1125	CYPRESS STA. LN A 4	77090
8	NO TAXABLE ITEMS		FAMILY & SENIOR MEDICAL	1125	CYPRESS STA. LN B 3-4	77090
9	NO TAXABLE ITEMS		LARRY FLOWERS & ASSOCIATES	1125	CYPRESS STA. LN B 2	77090
10	NO TAXABLE ITEMS		JIM C WHITLEY ED CLINICAL PSYCH	1125	CYPRESS STA. LN B 1	77090
11	NO TAXABLE ITEMS		DOCTORS FOR WOMEN	1125	CYPRESS STA. LN C 1-4	77090
12	NO TAXABLE ITEMS		A MED COMMUNITY HOSPICE	1125	CYPRESS STA. LN D 1-4	77090
13	NO TAXABLE ITEMS		RESPIRATORY & SLEEP DISORDER	1125	CYPRESS STA. LN E 1-4	77090
14	32041290431	2	VITAL CARE OF N. HOUSTON	1125	CYPRESS STA. LN F 1-2	77090
14A	NO TAXABLE ITEMS		MEMORIAL HERMANN MEDICAL GROUP	1125	CYPRESS STA. LN F 3-4	77090
15	NO TAXABLE ITEMS	BC	PREMIER INFECTIOUS DISEASE ASSOCIATES	1125	CYPRESS STA. LN G 1-2	77090
16	NO TAXABLE ITEMS		HOUSTON COLON & RECTAL SURGERY	1125	CYPRESS STA. LN G 3	77090
17	NO TAXABLE ITEMS		THE HEMORROID CENTER	1125	CYPRESS STA. LN G 4	77090
18			VACANT	1125	CYPRESS STA. LN H 1-4	77090
19	32052710590	26	ROCK ON WIRELESS, LLC	419	HOLLOW TREE LANE	77090
20	14708964854	1	EXCLUSIVE FOOD MART #3	455	HOLLOW TREE LANE	77090
20	14708964854	1	HUSKY BURGER	455	HOLLOW TREE LANE	77090
20			VACANT	455	HOLLOW TREE LANE	77090
21	NO TAXABLE ITEMS		PAINT PROTECTION OF TEXAS	431	HOLLOW TREE LANE	77090
22	32071655826	1	PRONTO CELLULAR 7	425	HOLLOW TREE LANE	77090

CNP UD Schematic C



POS	TAXPAYER NO	OUTLET NO	OUTLET NAME	STREET NO	BUSINESS LOCATION ADDRESS	ZIP CODE
23	NO TAXABLE ITEMS		INCOME TAX SERVICE	415	HOLLOW TREE LANE	77090
24	32041219422	1	KIM WASHATERIA	407	HOLLOW TREE LANE	77090
25	32056386439	3	KIDZ KREATION LEARNING CENTER	403	HOLLOW TREE LANE	77090
26	17215610613	1	INTRACARE NORTH HOSPITAL	1120	CYPRESS STATION	77090
26	NO TAXABLE ITEMS		HEART CENTER	1120	CYPRESS STATION	77090
28	19432003903	3	MCLANE GROUP INC	1140	CYPRESS STA. STE 200	77090
28	NO TAXABLE ITEMS		NDWC IMAGING	1140	CYPRESS STA. STE 100	77090
28	NO TAXABLE ITEMS		NWDC HEART CENTER	1140	CYPRESS STA. STE 101	77090
28	NO TAXABLE ITEMS		NWDC LAB	1140	CYPRESS STA. STE 110	77090
28	17601191426	9	COMPUTER TECH	1140	CYPRESS STA. STE 105	77090
28	NO TAXABLE ITEMS		NWDC BUSINESS OFFICE	1140	CYPRESS STA. STE 300	77090
29	NO TAXABLE ITEMS		NORTHWEST DERMETOLOGY & UROLOGY	1140A	CYPRESS STATION	77090
30	NO TAXABLE ITEMS		HOUSTON EYE ASSOCIATES	1250	CYPRESS STATION	77090
31	NO TAXABLE ITEMS		MILLENUMIUM PHYSICIANS DIAGNOSTIC CENTER	1250	CYPRESS STA. STE B	77090
32	12005943332	276	ROSS DRESS FOR LESS	380	FM 1960 WEST	77090
32A	17530003783	95	FIVE BELOW #5051	380	CYPRESS CREEK PARKWAY STE B	77090
33	12005943332	214	DD'S DISCOUNT	370	FM 1960 WEST	77090
34	32080971685	1	RODEO DENTAL	366	FM 1960 WEST	77090
35	32050568289	1	TIGER LIQUOR STORE	376	FM 1960 WEST STE A	77090
36	32077247362	1	F&A AFRICAN HAIR BRAIDING	376	FM 1960 WEST STE B	77090
37	NO TAXABLE ITEMS		NAZ BEAUTY SALON	376	FM 1960 WEST STE E	77090
38	NO TAXABLE ITEMS		MASTER BARBERS & STYLISTS	376	FM 1960 WEST STE F	77090
39	NO TAXABLE ITEMS		PARADISE NAILS & SPA	376	FM 1960 WEST STE H	77090
40	NO TAXABLE ITEMS		MASTER BARBERS & STYLISTS	376	FM 1960 WEST STE J	77090
41	32086607762	2	WING STOP DINE IN CARRY OUT	376	FM 1960 WEST STE K	77090
42	32078844654	1	MICHELADAS EXPRESS	376	FM 1960 WEST STE L	77090
42	32086646018	1	MICHELADAS EXPRESS	376	FM 1960 WEST STE L	77090
43	32047159713	3	2Q 255233 (FOOD SERVICE)	444	FM 1960 WEST	77090
44	32062876639	2	CHICK-FIL-A	430	FM 1960 WEST	77090




POS	TAXPAYER NO	OUTLET NO	OUTLET NAME	STREET NO	BUSINESS LOCATION ADDRESS	ZIP CODE
45	NO TAXABLE ITEMS		KID2KNECT RESOURCE CENTER	1340	CYPRESS STA. DR STE A1	77090
46	NO TAXABLE ITEMS		LETOURNEAU ORTHOTICS/PROSTHETICS	1340	CYPRESS STA. DR STE A2	77090
47	32056267563	1	PINE OAKS CLEANERS	1340	CYPRESS STA. DR STE B	77090
48			VACANT	1340	CYPRESS STA. DR STE C	77090
49	32041654552	1	CYPRESS AUTOMOTIVE	625	TIMBERDALE LANE	77090
49	32038677525	2	ARMANI AUTO SALES	625	TIMBERDALE LANE	77090
50	NO TAXABLE ITEMS		CHASE BANK DRIVE THRU	616	FM 1960 WEST	77090
51	NO TAXABLE ITEMS		CHASE BANK PARKING GARAGE	616	FM 1960 WEST	77090
52	NO TAXABLE ITEMS		JP MORGAN CHASE	616	FM 1960 WEST STE 100	77090
52	NO TAXABLE ITEMS		HOME INSTEAD SENIOR CARE	616	FM 1960 WEST STE 101	77090
52	17605370885	3	TRITON CONSTRUCTION COMPANY	616	FM 1960 WEST STE 105	77090
52	NO TAXABLE ITEMS		MAXIM HEALTHCARE	616	FM 1960 WEST STE 230	77090
52	19005251467	3	AEI ENGINEERS, INC	616	FM 1960 WEST STE 250	77090
52	NO TAXABLE ITEMS		TRUTH RESOURCES, LP	616	FM 1960 WEST STE 300	77090
52	NO TAXABLE ITEMS		GREEN TREE SERVICES, LLC	616	FM 1960 WEST STE 305	77090
52	NO TAXABLE ITEMS		TJ HAYES & CO., PLLC	616	FM 1960 WEST STE 310	77090
52	NO TAXABLE ITEMS		OPERATING SYSTEMS INC	616	FM 1960 WEST STE 316	77090
52	32069836487	2	SWEAC, LLC	616	FM 1960 WEST STE 325	77090
52	32039298271	2	VELOCITY UNIFIED COMMUNICATION	616	FM 1960 WEST STE 330	77090
52	NO TAXABLE ITEMS		SWBC MORTGAGE	616	FM 1960 WEST STE 380	77090
52	NO TAXABLE ITEMS		AP FACILITIES SERVICES	616	FM 1960 WEST STE 385	77090
52	32046135318	1	PRIME ITS	616	FM 1960 WEST STE 385	77090
52	32059654262	1	CACTUS SOFTWARE	616	FM 1960 WEST STE 410	77090
52	NO TAXABLE ITEMS		ERENST BARRIENTOS, PC	616	FM 1960 WEST STE 415	77090
52	32079742238	1	MOVEMENT COLLABORATION	616	FM 1960 WEST STE 420	77090
52	32060763524	2	IPS TITLE SERVICES	616	FM 1960 WEST STE 455	77090
52	NO TAXABLE ITEMS		ROBERT C. LINDOW	616	FM 1960 WEST STE 460	77090
52	NO TAXABLE ITEMS		LAREN R COOK	616	FM 1960 WEST STE 475	77090
52	NO TAXABLE ITEMS		NORFOLK SOUTHERN	616	FM 1960 WEST STE 500	77090



POS	TAXPAYER NO	OUTLET NO	OUTLET NAME	STREET NO	BUSINESS LOCATION ADDRESS	ZIP CODE
52	32040860085	1	RH DIAMONDS	616 FM 1960 WEST STE 520		77090
52	NO TAXABLE ITEMS		CAPSTONE REAL ESTATE	616 FM 1960 WEST STE 522		77090
52	32087748342	1	FAMILY GROUP INVESTMENT	616 FM 1960 WEST STE 525		77090
52	NO TAXABLE ITEMS		MITAS TOWER	616 FM 1960 WEST STE 528		77090
52	NO TAXABLE ITEMS		EVANS KOSUT DAVIDSON	616 FM 1960 WEST STE 530		77090
52	NO TAXABLE ITEMS		TRINITY TANK CAR, INC	616 FM 1960 WEST STE 550		77090
52	NO TAXABLE ITEMS		C-K ASSOCIATES, LLC	616 FM 1960 WEST STE 575		77090
52	13918370696	105	MANPOWER OF TEXAS	616 FM 1960 WEST STE 580		77090
52	NO TAXABLE ITEMS		US EMERALD ENERGY CO.	616 FM 1960 WEST STE 600		77090
52	NO TAXABLE ITEMS		LEO & DUTTON, PLLC	616 FM 1960 WEST STE 635		77090
52	NO TAXABLE ITEMS		KENNAMETAL ENERGY, LLC	616 FM 1960 WEST STE 650		77090
52	32067230790	1	CAROUSEL ENERGY SERVICES	616 FM 1960 WEST STE 660		77090
52	32059528813	1	BLUE STAR SECURITY	616 FM 1960 WEST STE 675		77090
52	NO TAXABLE ITEMS		TIOGA PIPE	616 FM 1960 WEST STE 700		77090
52	NO TAXABLE ITEMS		PRO ENERGY SERVICES, LLC	616 FM 1960 WEST STE 750		77090
52	NO TAXABLE ITEMS		AFLAC - HAITRESS AGENCY	616 FM 1960 WEST STE 775		77090
52	32060039537	1	CBR ASSOCIATES	616 FM 1960 WEST STE 780		77090
52	32047739217	1	VENDOR CREDENTIAL SERVICES	616 FM 1960 WEST STE 800		77090
52	32060039537	1	CBR ASSOCIATES	616 FM 1960 WEST STE 800		77090
52	12057037728	2	EPLAN PARTNERS, LTD	616 FM 1960 WEST STE		77090
52	32068429433	29	HARTMAN SPE, LLC	616 FM 1960 WEST STE		77090
53	NO TAXABLE ITEMS		CHASE BANK	616 FM 1960 WEST		77090
54	32086124636	1	AMERICAN WINGS & MORE	566 FM 1960 WEST STE C		77090
54A	32066813547	2	SMOKEY DOKE VAPE SHOP	566 FM 1960 WEST STE		77090
55	13640275817	1820	T-MOBILE WEST, LLC	566 FM 1960 WEST STE B		77090
55	32057753629	1631	T-MOBILE WEST, LLC	566 FM 1960 WEST STE B		77090
55	32058456065	1621	T-MOBILE WEST, LLC	566 FM 1960 WEST STE B		77090
55A	14811875112	134	SPRINT.COM, INC	566 FM 1960 WEST STE E		77090
56	NO TAXABLE ITEMS		HOUSE OF FADES	566 FM 1960 WEST STE A2		77090



POS	TAXPAYER NO	OUTLET NO	OUTLET NAME	STREET NO BUSINESS LOCATION ADDRESS	ZIP CODE
57	NO TAXABLE ITEMS		MADISON DENTAL	566 FM 1960 WEST STE A	77090
58	12089073014	57	CHILI'S CYPRESS STATION #0461	518 FM 1960 WEST	77090
58	17519330587	92	CHILI'S CYPRESS STATION #0461	518 FM 1960 WEST	77090
59	10609621908	48	CYPRESS SHELL	510 FM 1960 WEST	77090
60	32060804468	1	I HOP #1444	1414 CYPRESS STATION DR	77090
60A	32060804468	1	CAKE 1444, LLC	1414 CYPRESS STATION DR	77090
61	NO TAXABLE ITEMS		TIMBERDALE MEDICAL ARTS	607 FM 1960 WEST	77090
62	NO TAXABLE ITEMS		THE HEIGHTS OF NORTH HOUSTON	303 HOLLOW TREE LANE	77090
63	NO TAXABLE ITEMS		PALACID ROYALE INN	1410 CYPRESS STATION DR	77090
64	32061197755	1	KANESHA HYMES	101 HOLLOW TREE LANE APT 3204	77090
64	32058093462	1	NOURISH 360	101 HOLLOW TREE LANE APT 1006	77090
64	32082976823	1	RAYNE'S WARDROBE	101 HOLLOW TREE LANE	77090
64	32075345192	1	HAVS OF LUXE	101 HOLLOW TREE LANE APT	77090
64	32077627233	1	FLY SINCE BIRTH CLOTHING	101 HOLLOW TREE LANE APT	77090
64	32076272239	1	BE' YU COLLECTION	101 HOLLOW TREE LANE APT	77090
64	32076194453	1	NI QUESO CHIC	101 HOLLOW TREE LANE APT 1101	77090
64	32063388881	1	SARAH RIMBOCH	101 HOLLOW TREE LANE APT 8203	77090





POS	TAXPAYER NO	OUTLET NO	OUTLET NAME	STREET NO	BUSINESS LOCATION ADDRESS	ZIP CODE
1	13307770050	122	TACO BELL #16400	619	FM 1960 WEST	77090
2	17424653073	10	BURGER KING #8729	603	FM 1960 WEST	77090
3	17529862819	1	MUNDAY MAZDA	555	FM 1960 WEST	77090
4	NO TAXABLE ITEMS		AMERICA'S BEST VALUE INN	609	FM 1960 WEST	77090
5	17421065883	317	CIRCLE K	475	FM 1960 WEST	77090
5	12601004364	1737	REDBOX AUTOMATED DVD RENTAL	475	FM 1960 WEST	77090
6	32020148832	3	EL PIPE / NEVERIA / ICE CREAM	435	CYPRESS CREEK PARKWAY	77090
7	32058919567	1	AUTO CHECK #9	1539	CYPRESS STATION DR	77090
8	NO TAXABLE ITEMS		CAR WASH	1533	CYPRESS STATION DR	77090
9	19543185045	88	PANDA EXPRESS #1446	431	FM 1960 WEST	77090
10	12044889785	2	GRACE FAMILY BAPTIST CHURCH	106	BAMMEL WESTFIELD	77090
11	17605390941	1	R. A. McLENDON DDS PLLC ORTHODONTICS	112	BAMMEL WESTFIELD	77090
12	13627845087	11	McDONALDS #6095	339	FM 1960 WEST	77090
13	32027936692	1	PET CITY	230	BAMMEL WESTFIELD	77090
14	32019181745	4	SUNBELT JEWELRY & LOAN #3	337	FM 1960 WEST	77090
15	32041107981	5	BTB SIGNS, LP	335	FM 1960 WEST	77090
16	32068301756	1	FAST SIGNS 12601	335	FM 1960 WEST	77090
16A	NO TAXABLE ITEMS		FRESENIUS KIDNEY CARE	335	FM 1960 WEST STE	77090
17			VACANT	221	FM 1960 WEST STE E	77090
18	17603650593	31	GROCERY SERVICES, INC #36	235	FM 1960 WEST STE 221D	77090
18A	32068962409	1	CALCULATED RISK LUCKY PENNY / USED MOTORCYCLES	235	FM 1960 WEST STE 221D	77090
18B	13836592785	17	WOODCRAFT #315	235	FM 1960 WEST STE A3	77090
18B	32084129355	1	NOLP HOUSTON	235	FM 1960 WEST STE A3	77090
19	NO TAXABLE ITEMS		WIC	221	FM 1960 WEST STE C	77090
20			VACANT	221	FM 1960 WEST STE B	77090
21			VACANT	221	FM 1960 WEST STE A	77090
22			VACANT	221	FM 1960 WEST STE H	77090
23			VACANT	221	FM 1960 WEST	77090
24	10303980147	2	TAQUERIA ARANDAS #23	231	FM 1960 WEST	77090



POS	TAXPAYER NO	OUTLET NO	OUTLET NAME	STREET NO	BUSINESS LOCATION ADDRESS	ZIP CODE
25	NO TAXABLE ITEMS		AMERICAN LEGION POST 330	217	FM 1960 WEST STE E	77090
26	32050345704	2	LASAGNA HOUSE III	217	FM 1960 WEST STE D	77090
27	17603848627	1	BARNEY'S BILLARD SALOON #5	217	FM 1960 WEST STE A	77090
27A	32016879390	2	MS FLAVA	217	FM 1960 WEST STE	77090
28	12640866161	149	ENTERPRISE RENT A CAR	211	FM 1960 WEST STE J	77090
29			VACANT	211	FM 1960 WEST STE D1	77090
30	NO TAXABLE ITEMS		IGLESIA CRISTIANA EVANGELICA	211	FM 1960 WEST STE D	77090
31			VACANT	211	FM 1960 WEST STE A	77090
32			VACANT	211	FM 1960 WEST STE M	77090
33	32041183453	1	DESIGN SECRETS	211	FM 1960 WEST STE K	77090
34	17606609521	1	VN NETWORKING INC	211	FM 1960 WEST STE K2	77090
35	17417476698	3	AMERICAN HEALTH FOOD #21	211	FM 1960 WEST STE I	77090
36			VACANT	211	FM 1960 WEST STE H	77090
36A	32072197232	1	CRAFTY CRAB CAJUN SEAFOOD	211	FM 1960 WEST STE L	77090
37	17427187376	10	MINER, LTD	300	BAMMEL WESTFIELD	77090
38	32037879663	3	WORLD MOTORS	101	WELLS FARGO DRIVE	77090
38	32090857536	1	ES MOTORS	101	WELLS FARGO DRIVE	77090
39	14215353609	1	COMFORT SUITES	150	OVERLANDTRAIL	77090
40	19523189405	141	WELLS FARGO HM	17317	NORTH FREEWAY	77090
41	15409265061	45	NTW, LLC	17313	NORTH FREEWAY	77090
42	17607198375	3	FLOOR & DÉCOR	17211	NORTH FREEWAY	77090
42	32041111850	2	SOUTHERN Q BAR-B-QUE	17211	NORTH FREEWAY	77090
42	17108621198	10	WALMART DISTRIBUTION CENTER #9153	17211	NORTH FREEWAY	77090
42			VACANT	17211	NORTH FREEWAY	77090
42A			VACANT	17211	NORTH FREEWAY	77090
43			VACANT	301	WELLS FARGO DR STE	77090
44	NO TAXABLE ITEMS		PAUL DAVIS RESTORATION	301	WELLS FARGO DR STE 12	77090
45	NO TAXABLE ITEMS		SAFEGUARD	301	WELLS FARGO DR STE 11	77090
46	NO TAXABLE ITEMS		DYNAQUAL TEST LABS	301	WELLS FARGO DR STE 10	77090



POS	TAXPAYER NO	OUTLET NO	OUTLET NAME	STREET NO	BUSINESS LOCATION ADDRESS	ZIP CODE
47	32057587928	1	BLUE TEAM RESTORATION	301	WELLS FARGO DR STE B1	77090
48	32060214205	1	CONSIGNMENT GARAGE	301	WELLS FARGO DR STE 5	77090
49	NO TAXABLE ITEMS		THE FORT	301	WELLS FARGO DR STE C6	77090
50	32045896126	1	DIFFERENT ABILITIES TREASURES	301	WELLS FARGO DR STE 4	77090
51	17427809383	3	INTERLOCK 888-302-3629	301	WELLS FARGO DR STE 3	77090
51	32028207192	3	KAZZ INTERLOCK SYSTEMS	301	WELLS FARGO DR STE 3	77090
52	17418123455	6	SPEED PRINTING	301	WELLS FARGO DR STE C8	77090
52A	32074614549	1	A1 APPLIANCES	301	WELLS FARGO DR STE C9	77090
52A	32075407794	2	HOUSTON SPRAY EQUIPMENT	301	WELLS FARGO DR STE C9	77090
53	32045896126	1	DIFFERENT ABILITIES	301	WELLS FARGO DR STE C7	77090
54	32054808269	527	AUTO ZONE REGIONAL OFFICES #8159	301	WELLS FARGO DR STE 1	77090
55	NO TAXABLE ITEMS		AUTO ZONE TRAINING OFFICE	301	WELLS FARGO DR STE 2	77090
56	NO TAXABLE ITEMS		ANDREW WOMMACK MINISTRIES	301	WELLS FARGO DR STE 14	77090
57	17606846743	2	DKNXT INC	301	WELLS FARGO DR STE C15	77090
58	32019181745	4	SUNBELT PAWN	337	FM 1960 WEST	77090
59	32063154234	1	INTERSTATE 45 BINGO	217	FM 1960 WEST	77090
59	32063154234	1	FGO COMPANY - PERMIT ADDRESS	2406	TANNEHILL	77008
60	32056868410	1	LUCKY'S SNO BIZ	1310	CYPRESS STATION DR	77090
61	32033588388	1	OMG SEAFOOD NORTH	1801	CYPRESS STATION DR	77090
62	32076580789	1	PRISTINE WASH	1801	CYPRESS STATION DR STE B	77090



Business Location Schematic D

CNP UD



Images by Google

August, 2024





POS	TAXPAYER NO	OUTLET NO	OUTLET NAME	STREET NO	BUSINESS LOCATION ADDRESS	ZIP CODE
1	NO TAXABLE ITEMS		WELLS FARGO INTERCHANGE OFFICE PARK	305	WELLS FARGO DR LOBBY	77090
2	32027709578	2	LAYER 2 COMMUNICATIONS	305	WELLS FARGO DR STE 9	77090
3	32056008421	2	AWC LASER GALLERY	305	WELLS FARGO DR STE A2	77090
4	32049077160	1	BE UP TO DATE HOMES, INC	305	WELLS FARGO DR STE A7	77090
5			VACANT	305	WELLS FARGO DR STE 2	77090
6	16805288426	1	ARMADILLO PRESS	305	WELLS FARGO DR STE 3	77090
6	17309273666	2	PETROLEUM LEARNING PROGRAMS	305	WELLS FARGO DR STE 4	77090
6	32060242685	2	PETROLEUM LEARNING PROGRAMS	305	WELLS FARGO DR STE 4	77090
7	32061044593	1	BAKED POPCORN	305	WELLS FARGO DR STE 5	77090
8	NO TAXABLE ITEMS		SONLIFE	305	WELLS FARGO DR STE 6	77090
8A	32068714032	1	SPOT ATTACK INC	305	WELLS FARGO DR STE A8	77090
9	NO TAXABLE ITEMS		TTC OF TEXAS	303	WELLS FARGO DR STE 4	77090
10	32036969700	2	AMISH CABINETS OF TEXAS	303	WELLS FARGO DR STE 1	77090
11	NO TAXABLE ITEMS		LIGHT MY SAFE	303	WELLS FARGO DR STE B2	77090
12	12013289108	2	FIRE PROTECTION INC	303	WELLS FARGO DR STE 6	77090
13	NO TAXABLE ITEMS		GROWING IN GRACE WORSHIP CENTER	303	WELLS FARGO DR STE B12	77090
14	32067181605	1	TREASUREZ FOR LESS	303	WELLS FARGO DR STE B7-11	77090
15	13201075192	1	ACOUSTIC EDGE INS INC	303	WELLS FARGO DR STE B10	77090
15	32078491266	1	THE CUSTOM SHOP	303	WELLS FARGO DR STE B10	77090
16	13201075192	1	ACOUSTIC EDGE INS INC	303	WELLS FARGO DR STE 5	77090
17	17601882206	4	EUROTAN OF TEXAS	303	WELLS FARGO DR STE 8	77090
18	17603234729	3	CYPRESS CREEK AC	303	WELLS FARGO DR STE 13	77090
19	NO TAXABLE ITEMS		MISCELANEOUS STORAGE	303	WELLS FARGO DR STE 16	77090
20	17606421653	2	H & P CONSULTING	303	WELLS FARGO DR STE 14	77090
20A	32069930389	1	HYDROCARBON LABORATORIES	303	WELLS FARGO DR STE 15	77090
20A	32038642032	3	HYDROCARBON LABORATORIES	303	WELLS FARGO DR STE 15	77090
21	10615192043	79	BAYMONT INN	17111	NORTH FREEWAY	77090
22	32064082863	13	MYSTIQ STORES, LLC	16855	NORTH FREEWAY	77090
23	19432003903	3	MC CLANE GLOBAL	1902	CYPRESS STATION DR STE 200	77090
24	32055078921	2	GATEWAY CLASSIC CARS	1910	CYPRESS STATION DR	77090
25	17110141888	3	LMC MARINE CENTER	17101	NORTH FREEWAY	77090
26			VACANT		NORTH FREEWAY	77090





POS	TAXPAYER NO	OUTLET NO	OUTLET NAME	STREET NO BUSINESS LOCATION ADDRESS	ZIP CODE
			NO BUSINESSES FOUND		77090





POS	TAXPAYER NO	OUTLET NO	OUTLET NAME	STREET NO	BUSINESS LOCATION ADDRESS	ZIP CODE
1	32062976272	1	CYPRESS EXPRESS MART	636	CYPRESS STATION DRIVE	77090
2	32063468881	1	JULIA'S WASH & DRY	636	CYPRESS STATION DRIVE STE E	77090
3	32067694060	4	DJ'S BAR & GRILL	636	CYPRESS STATION DRIVE STE A	77090
3	32069941204	1	THE GREASY SPOON SOULFOOD BISTRO	636	CYPRESS STATION DRIVE STE A	77090
3	32080947503	1	CITY LIQUORS	636	CYPRESS STATION DRIVE STE A	77090
3	32093334780	1	VISION TO REALITY BEAUTY ACADEMY	636	CYPRESS STATION DRIVE STE D	77090





MUNICIPAL TAX SERVICE,LLC

CNP UD

Fee Schedule Increases	Current	New	Increase
Base Fee	\$ 2,466.60	\$ 2,866.60 monthly	\$ 400.00
Preparation of annual audit	\$ 175.00	\$ 250.00 annually	\$ 75.00
Processing and Balancing Certified & Supplemental Rolls	\$75.00	\$ 90.00 hourly	\$ 15.00
Monthly charge	\$ 65.00	\$ 65.00 month	\$ -
New Money Bonds	\$ <i>since 2011</i> 1,200.00	\$ 2,400.00 occurrence	\$ 1,200.00
Refunding Bonds	\$ " " 600.00	\$ 1,200.00 occurrence	\$ 600.00
Hourly Fee - Tax Assessor	\$ 140.00	\$ 200.00 hourly	\$ 60.00
Hourly Fee - Registered Tax Collector	\$ 90.00	\$ 100.00 hourly	\$ 10.00
Hourly Fee - Consultant/Deputy Tax Collector	\$ 75.00	\$ 85.00 hourly	\$ 10.00
Special Mailings Delinquent Statements by request	\$ 60.00	\$ 75.00 occurrence	\$ 15.00
Records storage	Cost	Cost + \$500 annually	\$ 500.00

CNP Utility District

OPERATIONS REPORT

September 19, 2024

Prepared by

Municipal District Services, LLC





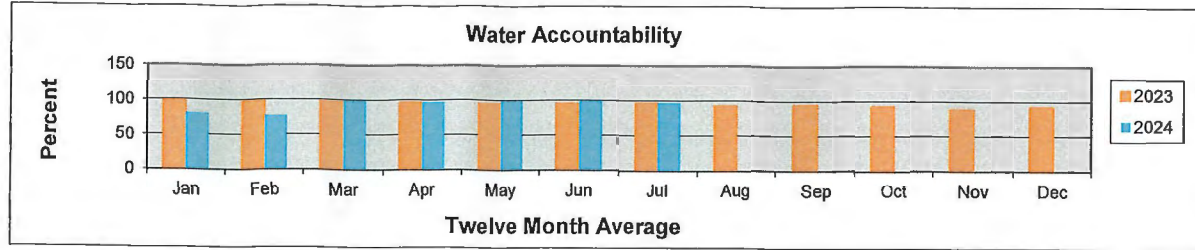
CNP Utility District
Operations and Management Report

I. Connections & Billing

▪ Total Connections		319
▪ COLLECTIONS: Period Ending	August 15, 2024	\$294,423.42
▪ CURRENT BILLING: Period Ending	August 7, 2024	\$435,346.62

II. Water Production

For the period	7/9/2024 - 8/7/2024	
Water Produced		36.787 MG
Billed		35.503 MG
Accountability		97.3%



Repairs & Maintenance during the month included:

- Installed new air compressor at Water Plant 1.
- Performed semi-annual preventative maintenance on facility equipment at Water Plant 4.
- Repaired automatic gate at Water Plant 3 due to damages during Hurricane Beryl.
- Removed tree limbs and debris after Hurricane Beryl at Water Plant 1.
- Repaired water supply, bowl assembly and emergency shower valve on the eyewash station at Water Plant 2.
- Rebuilt booster pump #1, #2, #3 & #4 motors at Water Plant 1.

III. Wastewater Treatment

There was one permit excursion at the facility for the month of August 2024.

Repairs & Maintenance during the month included:

- Removed debris from clarifier bridge.
- Removed fallen tree after Hurricane Beryl.

IV. Collection System, Lift Station and Storm Pump Station

Repairs & Maintenance during the month included:

- Hydra jetted District line to clear blockage at 555 Butterfield Rd.

V. Water Distribution System

Repairs & Maintenance during the month included:

- Nothing to report.

VI. Correspondence

- Prepared and mailed 2023 Consumer Confidence Reports.

VII. Action Items

- Consider and approve terminations.



CNP Utility District
Billing and Collection Summary

<u>COLLECTIONS: Period Ending</u>	<u>August 15, 2024</u>
Penalty:	\$ 5,104.87
Water:	\$ 60,411.41
Sewer:	\$ 45,132.85
NHCRWA Fee:	\$ 140,013.44
Deposit:	\$ 550.00
Backflow Prevention Annual Fee:	0.00
Grease Trap Inspection:	\$ 3,510.20
Back Charge:	\$ -
Rental Meter Fee:	\$ 150.00
Inspection:	\$ 300.00
Returned Payment Fee:	\$ -
Reconnect Fee:	\$ 100.00
Transfer Fee:	\$ 30.00
Security Fee:	\$ 33,620.65
Applied Deposits:	\$ 5,500.00
Total Collections:	\$ 294,423.42

<u>CURRENT BILLING: Period Ending</u>	<u>August 7, 2024</u>
Penalty:	\$ 7,659.35
Water:	\$ 60,118.79
Sewer:	\$ 51,372.11
NHCRWA Fee:	\$ 142,665.30
Deposit:	\$ 50.00
Backflow Prevention Annual Fee:	\$ -
Grease Trap Inspection:	\$ 3,900.00
Back Charge:	\$ -
Rental Meter Fee:	\$ 150.00
Inspection:	\$ -
Pull/ Lock Mater Fee:	\$ 50.00
Transfer Fee:	\$ 10.00
Security Fee:	\$ 40,743.40
Arrears:	\$ 131,723.49
Unapplied Overpayments:	\$ (3,095.82)
Net Receivable:	\$ 435,346.62

CUSTOMER AGED RECEIVABLES:

30 Day:	\$ 65,314.19
60 Day:	\$ 46,470.46
90 Day:	\$ 29,208.40
Overpayments:	\$ (1,610.21)
Total Receivables:	\$ 139,382.84

CONNECTION COUNT:

Residential:	6
Builder:	0
Commercial:	146
Fire Taps:	25
Multi-Family	55
Sprinkler:	81
Miscellaneous:	6
Total Connections:	319



CNP Utility District
Water and Wastewater Report

WATER PLANT OPERATIONS:

TDH ID No. 1010429

Current Period: 7/9/2024 - 8/7/2024

Well No. 1:	0.064	MG
Well No. 2:	0.012	MG
Well No. 3:	11.425	MG
Well No. 4:	15.051	MG
Surface Water:	10.235	MG
Total Production:	36.787	MG
Consumption (Billed):	35.503	MG
Accounted for:	0.276	MG
Percent Accounted For:	97.3%	

H G C S D PERMIT:

Co-permittee Well Nos. 1658, 2634, 3564, 5654

NHCRWA MONITORS HGCS D PERMIT

Permit Term: 09/01/23 - 08/31/24

Current Period 7/1/24 - 7/31/24

Gallons Authorized:	475.000	MG
Current Month Prod.:	27.820	MG
Cum. Gallons Prod.:	250.605	MG
Auth. Gallons Rem.:	224.395	MG
Avg. Gallons Per Mo.:	22.782	MG
Permit Months Rem.:	1	

WASTEWATER TREATMENT PLANT OPERATIONS:

8/1/24 - 8/31/24

TCEQ Permit No. 11239 **Expiration Date - 11/29/2024**

Percent Loading of Capacity: 53.3%

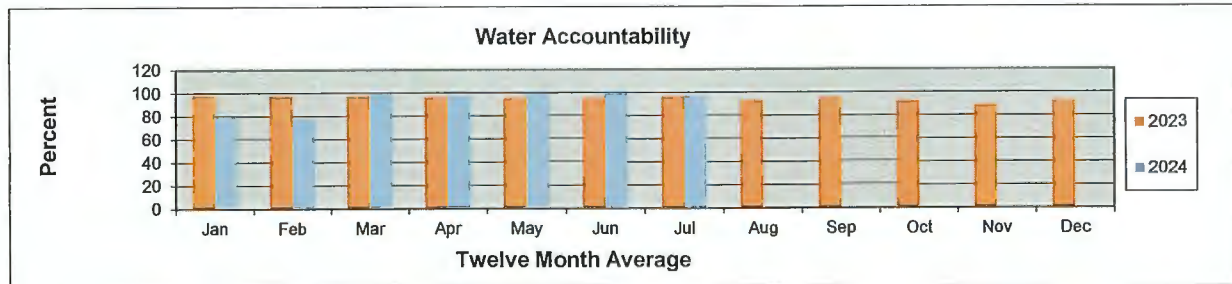
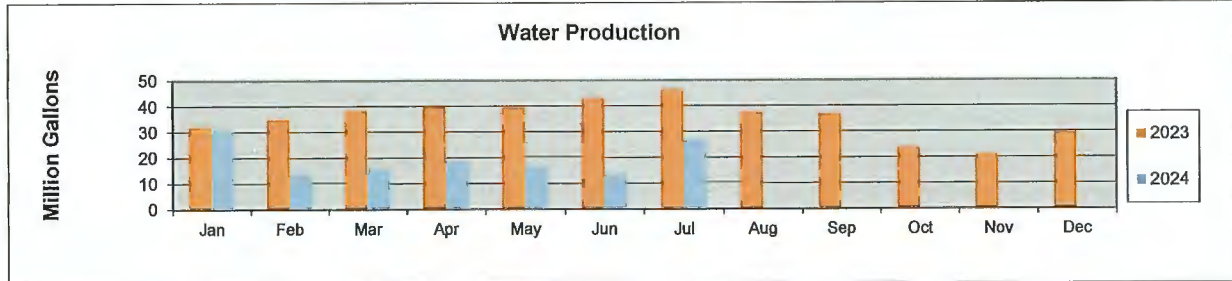
Permit Excursions:

	Permitted	<u>One</u> Actual	Units	Excursion
DO Minimum:	6.00	6.40	Milligrams / Liter	No
Minimum pH	6.00	6.10	Standard Units	No
Maximum pH	9.00	7.90	Standard Units	No
TSS Daily Avg.:	313.0	22.81	Pounds / Day	No
TSS Daily Avg.:	15.0	2.02	Milligrams / Liter	No
TSS Daily Max.:	40.0	5.50	Milligrams / Liter	No
NH3 Daily Avg.:	42.0	2.37	Pounds / Day	No
NH3 Daily Avg.:	2.0	0.21	Milligrams / Liter	No
NH3 Daily Max.:	10.0	0.50	Milligrams / Liter	No
Flow 2 hr. peak:	5208	1146	GPM	No
Flow Annual Avg.	2.500	1.286	Million Gal. / Day	No
Flow Daily Avg.:	n/a	1.333	Million Gal. / Day	No
Flow Daily Max.:	n/a	1.430	Million Gal. / Day	No
CBOD Daily Avg.:	146.0	28.85	Pounds / Day	No
CBOD Daily Avg.:	7.0	2.58	Milligrams / Liter	No
CBOD Daily Max.:	17.0	4.20	Milligrams / Liter	No
E. Coli Daily Avg:	63	3	Cfu / 100 ML	No
E. Coli Max:	200	886	Cfu / 100 ML	Yes



CNP Utility District Water Production and Accountability

Period Ending	Production (MG)	Surface Water	Interconnect Water	Accounted For	Billed (MG)	Accountability (%)	Twelve Month Average
January, 2023	31.986	8.058		0.338	38.911	98.0	96.6
February, 2023	34.942	0.000		0.064	33.978	97.4	96.3
March, 2023	38.341	0.000		0.297	36.825	96.8	96.0
April, 2023	39.973	0.000		0.015	38.431	96.2	95.9
May, 2023	39.716	0.000		0.120	37.538	94.8	95.6
June, 2023	42.956	0.000		0.044	40.670	94.8	95.3
July, 2023	46.454	0.051		0.046	44.661	96.1	95.4
August, 2023	37.530	12.017		0.053	45.786	92.5	95.6
September, 2023	36.856	6.397		0.219	40.688	94.6	95.6
October, 2023	23.709	21.706		0.618	41.257	92.2	95.4
November, 2023	21.110	19.233		0.085	35.755	88.8	95.0
December, 2023	29.739	13.647		0.120	39.980	92.4	94.6
January, 2024	30.497	11.550		0.045	33.749	80.4	93.1
February, 2024	13.526	27.869		0.097	31.766	77.0	91.4
March, 2024	15.247	21.356		0.607	35.642	99.0	91.6
April, 2024	18.583	17.842		0.107	35.185	96.9	91.6
May, 2024	16.200	21.437		0.149	37.060	98.9	92.0
June, 2024	13.229	26.466		0.174	39.503	100.0	92.4
July, 2024	26.552	10.235		0.276	35.503	97.3	92.5
August, 2024							
September, 2024							
October, 2024							
November, 2024							
December, 2024							



Description	Address	Account Number	Meter Size	7/7/2023 Usage	8/7/2023 Usage	9/7/2023 Usage	10/7/2023 Usage	11/7/2023 Usage	12/7/2023 Usage	1/7/2024 Usage	2/7/2024 Usage	3/7/2024 Usage	4/7/2024 Usage	5/7/2024 Usage	6/7/2024 Usage	7/7/2024 Usage
Lent Family Park West-Dog Park/ Restrooms	18103 Cypress Trace		4 inch	53	58	55	70	48	40	33	46	62	49	47	50	40
Lent Family Park West-Vacant	18103 Cypress Trace		2 inch	0	0	0	0	0	0	0	0	0	0	0	0	0
Lent Family Park West-Soccer Field	18103 Cypress Trace		2 inch	176	390	304	97	65	1	1	96	68	107	142	220	154
Lent Family Park West-Irrigation	18103 Cypress Trace		1.5 inch	381	447	352	236	168	45	69	74	102	92	4	167	37
Lent Family Park East-Splash Park	540 Cypress Station		4 inch	1593	804	199	1	1	1	2	1	2	171	495	1158	73
Lent Family Park East-Irrigation	540 Cypress Station		1.5 inch	208	322	188	90	2	1	1	4	2	97	2	60	37
Total				2411	2021	1098	494	284	88	106	221	236	516	690	1655	341
Less Soccer Field				2235	1631	794	397	219	87	105	125	168	409	548	1435	187
NHCRA Fee				\$ 4,917.00	\$ 3,588.20	\$ 1,746.80	\$ 873.40	\$ 481.80	\$ 191.40	\$ 231.00	\$ 275.00	\$ 369.60	\$ 899.80	\$ 1,205.60	\$ 3,157.00	\$ 411.40

PREVENTIVE MAINTENANCE SCHEDULE

District Name: CNP UD

Asset Name	Task Name	Frequencies	Last Service	Status of Last Service	Next Service
CNP WP 1: 897 CYPRESS STATION, HOUSTON, TX 77090					
Analyzers	Inspect and Service	Monthly	Aug 2024	Complete	Sep 2024
Chemical Feed Equipment	Inspect and Service	Quarterly	Aug 2024	Complete	Nov 2024
Electrical Survey	Inspect	Annually	May 2024	Complete	May 2025
Elevated Storage Tank	Inspect	Annually	May 2024	Complete	May 2025
Facility PM	Service	Semi-Annually	Jul 2024	Complete	Jan 2025
Gate	Inspect and Service Swinging Electrical Gate	Quarterly	Jun 2024	Complete	Sep 2024
Generator	2 Hour Load Bank Test	Annually	Jan 2024	Complete	Jan 2025
Generator	4 Hour Load Run Test	Annually	Apr 2024	Complete	Apr 2025
Generator	Inspect and Service	Semi-Annually	May 2024	Complete	Nov 2024
Generator Diesel Fuel Cleaning	Clean and Service	Annually	Jun 2024	In Progress	Jun 2025
GST #1	Inspect Exterior With Interior Inspection from Hatch	Annually	May 2024	Complete	May 2025
HPT #1	Inspect Exterior	Annually	May 2024	Complete	May 2025
HPT #1	Inspect Interior	5 Years	Mar 2022	Complete	Mar 2027
LAS Pumps	Inspect and Service	Annually	Feb 2024	Not Started	Feb 2025
Water Well #1	Well Production/Vibration Test	Semi-Annually	Aug 2024	Complete	Feb 2025
CNP WP 2: 607 REDLEAF, HOUSTON, TX 77090					
Electrical Survey	Inspect	Annually	May 2024	Complete	May 2025
Facility PM	Service	Semi-Annually	Jul 2024	In Progress	Jan 2025
Water Well #2	Well Production/Vibration Test	Semi-Annually	Aug 2024	Complete	Feb 2025
CNP WP 3: 301 WELLS FARGO DRIVE, HOUSTON, TX 77090					
Chemical Feed Equipment	Inspect and Service	Quarterly	Aug 2024	Complete	Nov 2024
Crane Inspection	Inspect	Annually	Sep 2023	Complete	Sep 2024
Electrical Survey	Inspect	Annually	May 2024	Complete	May 2025
Facility PM	Service	Semi-Annually	Jul 2024	Complete	Jan 2025
Gate	Inspect and Service Cantilever Gate	Quarterly	Jun 2024	Complete	Sep 2024
Generator	2 Hour Load Bank Test	Annually	Jan 2024	Complete	Jan 2025
Generator	4 Hour Load Run Test	Annually	Apr 2024	Complete	Apr 2025
Generator	Inspect and Service	Semi-Annually	May 2024	Complete	Nov 2024
Generator Diesel Fuel Cleaning	Clean and Service	Annually	Jun 2024	In Progress	Jun 2025
GST #1	Inspect Exterior With Interior Inspection from Hatch	Annually	May 2024	Complete	May 2025
HPT #1	Inspect Exterior	Annually	May 2024	Complete	May 2025
HPT #1	Inspect Interior	5 Years	Mar 2022	Complete	Mar 2027
LAS Pumps	Inspect and Service	Annually	Feb 2024	Not Started	Feb 2025
Water Well #3	Well Production/Vibration Test	Semi-Annually	Aug 2024	Complete	Feb 2025

District Name: CNP UD

Asset Name	Task Name	Frequencies	Last Service	Status of Last Service	Next Service
CNP WP 4: 17735 WESTFIELD PLACE DRIVE, HOUSTON, TX 77090					
Air Conditioning Unit	Inspect and Service	Semi-Annually	Apr 2024	Complete	Oct 2024
Chemical Feed Equipment	Inspect and Service	Quarterly	Aug 2024	Complete	Nov 2024
Crane Inspection	Inspect	Annually	Sep 2023	Complete	Sep 2024
Electrical Survey	Inspect	Annually	May 2024	Complete	May 2025
Facility PM	Service	Semi-Annually	Jul 2024	Complete	Jan 2025
Gate	Inspect and Service Centilever Gate	Quarterly	Jun 2024	Complete	Sep 2024
Generator	2 Hour Load Bank Test	Annually	Jan 2024	Complete	Jan 2025
Generator	4 Hour Load Run Test	Annually	Apr 2024	Complete	Apr 2025
Generator	Inspect and Service	Semi-Annually	May 2024	Complete	Nov 2024
Generator Diesel Fuel Cleaning	Clean and Service	Annually	Jun 2024	Complete	Jun 2025
GST #1	Inspect Exterior With Interior Inspection from Hatch	Annually	May 2024	Complete	May 2025
HPT #1	Inspect Exterior	Annually	May 2024	Complete	May 2025
HPT #1	Inspect Interior	5 Years	Mar 2022	Complete	Mar 2027
LAS Pumps	Inspect and Service	Annually	Feb 2024	Not Started	Feb 2025
Water Well #4	Well Production/Vibration Test	Semi-Annually	Aug 2024	Complete	Feb 2025

CNP WWTP: 530 CYPRESS STATION DRIVE, HOUSTON, TX 77090

Air Conditioning Unit	Inspect and Service (For Ultra Violet System)	Semi-Annually	Apr 2024	Complete	Oct 2024
Blowers and Motors	Service	Quarterly	Jun 2024	Complete	Sep 2024
Crane Inspection	Inspect (For Ultra Violet System)	Annually	Sep 2023	Complete	Sep 2024
Effluent Basin	Clean and Service	Annually	Aug 2024	In Progress	Aug 2025
Effluent Sampler	Inspect and Service	Quarterly	Jun 2024	Complete	Sep 2024
Electrical Survey	Inspect	Annually	Feb 2024	Not Started	Feb 2025
Facility PM	Service	Semi-Annually	Jul 2024	Complete	Jan 2025
Fine Screen	Clean and Service	Quarterly	Jul 2024	Complete	Oct 2024
Flow Recording Equipment	Service and Calibrate	Semi-Annually	Apr 2024	Complete	Oct 2024
Gate	Inspect and Service	Quarterly		In Progress	Sep 2023
HPT #1	Inspect Exterior	Annually	May 2024	Complete	May 2025
HPT #1	Inspect Interior	5 Years	Mar 2022	Complete	Mar 2027
Hydraulic Traveling Bridge	Inspect and Service Clarifier 1,2,3 & Sand Filters 1,2	Annually	Oct 2023	Complete	Oct 2024
Influent Sampler	Inspect and Service	Quarterly	Jun 2024	Complete	Sep 2024
Ultra Violet System	Inspect and Service	Quarterly	Jul 2024	In Progress	Oct 2024

CNP OSLS: 530 CYPRESS STATION, HOUSTON, TX 77090

Air Conditioning Unit	Inspect and Service OSLS 2nd Unit - VFD	Annually	May 2024	Complete	May 2025
Air Conditioning Unit	Inspect and Service OSLS Office	Annually	May 2024	Complete	May 2025
Lift Pump PM OSLS	Inspect and Service OSLS	Annually	Jun 2024	Complete	Jun 2025
On Site Lift Station	Clean and Service	Quarterly	Jun 2024	Complete	Sep 2024

District Name: CNP UD

Asset Name	Task Name	Frequencies	Last Service	Status of Last Service	Next Service
CNP LS 1 (ENTERPRISE): 16390 NORTH FREEWAY, HOUSTON, TX 77090					
Lift Pump PM	Inspect and Service	Semi-Annually	Aug 2024	In Progress	Feb 2025
Lift Station #1	Clean and Service	Semi-Annually	Jun 2024	Complete	Dec 2024
CNP UD OTHER ROUTINE MAINTENANCE					
Commercial Meters	Test	Annually	May 2024	In Progress	May 2025
Fire Hydrants	Inspect	Semi-Annually	Mar 2024	Complete	Oct 2024



CNP Utility District

CONFIDENTIAL REPORT

September 19, 2024

submitted by

Municipal District Services, LLC



DELINQUENT LETTER ACCOUNTS LISTING - DUE 09/19/2024

District: 43

CNP UD

Select Status... Arrears Only

Date: 09/09/2024

Page: 1

Account	* Name	Service Address	Total Arrears	Total Current	Letter Due	Deposit
			98.57	1,013.43	1,112.00	.00
			133.97	1,358.55	1,492.52	800.00
			32,259.53	8,573.40	40,832.93	6,900.00
			49.28	44.82	94.10	100.00
			66.77	39.65	106.42	450.00
			114.61	39.65	154.26	160.00
			46.64	54.56	101.20	50.00
			917.68	2,302.30	3,219.98	4,500.00
			133.05	1,157.64	1,290.69	4,000.00
			1,155.50	580.35	1,735.85	1,200.00
			82.05	763.10	845.15	125.00
			37.75	576.15	613.90	1,600.00
			560.55	1,072.95	1,633.50	4,000.00
			148.75	504.00	652.75	1,600.00
			292.95	800.75	1,093.70	1,400.00
			335.80	3,640.72	3,976.52	1,200.00
			81.00	74.08	155.08	1,200.00
			1,740.52	220.82	1,961.34	1,400.00
			281.71	255.14	536.85	200.00
			607.06	8,891.41	9,498.47	8,100.00
			272.26	855.03	1,127.29	700.00
			91.58	325.60	417.18	.00
			47.82	7.97	55.79	.00

Items Count: 23

September 19, 2024

CNP Utility District
% Marks Richardson PC
3700 Buffalo Speedway, Suite 830
Houston, Texas 77098

Re: Engineer's Report

Dear Board Members:

The following is the Engineer's Report for the meeting on September 19, 2024 at 12:00 p.m.:

15. Consider the engineer's report, including:

(a) Consider status of design, advertisement for bids and/or award of construction contracts or concurrence in the award of a contract for the construction of water, sanitary sewer or drainage facilities within the District;

(i) Status of design work for replacement of Motor Control Center at Water Plant No. 1;

We reviewed the plans with the Operator last week and are addressing their comments.

(b) Consider status of construction contracts, including the approval of any change orders and/or acceptance of facilities for operation and maintenance purposes, including;

(i) Status of contract with Sustanite Support Services, LLC for maintenance and replacement work at sewage treatment plant (Phase I), including status of repairs to sand filter media;

The Contractor awaits additional material for the filter replacement.

(ii) Status of contract with W.W. Payton Corporation for WWTP and WP SCADA System Replacement;

Electrical is working on programming at the facilities.

(c) Consider acceptance of site and/or easement conveyances for facilities constructed or to be constructed for the District including;

No updates at this time.



(d) Status of storm water quality permits;

- (i) Lents Park East:
The next expiration date is October 17, 2024. We are working on the permit renewal application.
- (ii) Lents Park West:
The next expiration date is October 17, 2024. We are working on the permit renewal application.
- (iii) Interstate Commerce Center:
The next expiration date is June 16, 2025.
- (iv) North 45 Commerce Park:
The next expiration date is October 20, 2024. We are working on the permit renewal application.

(e) Platting District facilities;

We await survey deliverables.

(f) Status of development in the District;

Car Wash at 70 FM 1960

We reviewed the plans and provided comments to the Engineer. We await a revised set of plans.

Proposed Townhome Development at 1801 Cypress Station Dr.

We received an inquiry regarding a townhome development on this tract. We are preparing the feasibility study for next month's meeting.


(a) Issuance of utility commitments;

No updates at this time.

(b) Status of preparation of the Wastewater Treatment Plant permit renewal; and the taking of any actions required in connection therewith;

We await the draft permit from TCEQ.

Sincerely,



Ronald Anderson II, P.E.
District Engineer



1801 CYPRESS
STATION DR

Wells Fargo Dr

Wells Fargo Dr

Cypress

Cypress Station Dr

Wells Fargo Dr

Cypress Station Dr

Butterfield Rd

Butterfield Rd

Golfing McCall
Pre-Owned



**MUNICIPAL ACCOUNTS
& CONSULTING, L.P.**

Bookkeeper's Report | September 19, 2024

CNP Utility District



WEBSITE

www.municipalaccounts.com



ADDRESS

1281 Brittmoores Road
Houston, Texas 77043



CONTACT

Phone: 713.623.4539
Fax: 713.629.6859

THIS PAGE INTENTIONALLY LEFT BLANK



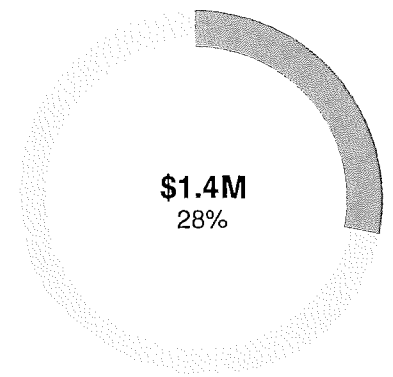
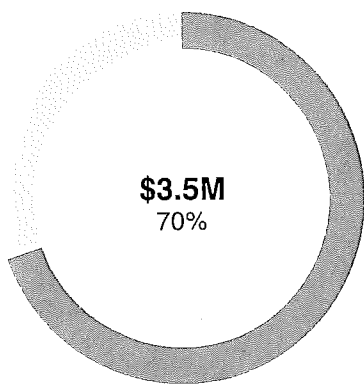
Spotlight On Long Term Planning & Balancing Revenues

Most Districts have 2 major revenue streams that can fund District Operations. These are Water & Wastewater Revenues and M&O Property Tax Revenues. In addition, most Districts have multiple 'Other' Revenue streams that can contribute, but are usually not as significant, unless the 'Other' is extraordinary Sales Tax Revenue. For long term planning, ensuring your M&O Property Tax and Water & Wastewater revenues are covering at least 90% of your expenses is prudent. Investment revenues are unpredictable, Tap Connection revenue disappears as you are built out and Sales Tax can ebb and flow based on the economy. Fixed expenses need fixed revenues. Balancing these revenues to ensure you are covering all expenses as well as building proper reserves should be an ongoing exercise for your District.

● WATER/WASTEWATER

● MAINTENANCE TAX

● SALES TAX/INVESTMENTS/TAP CONNECTIONS

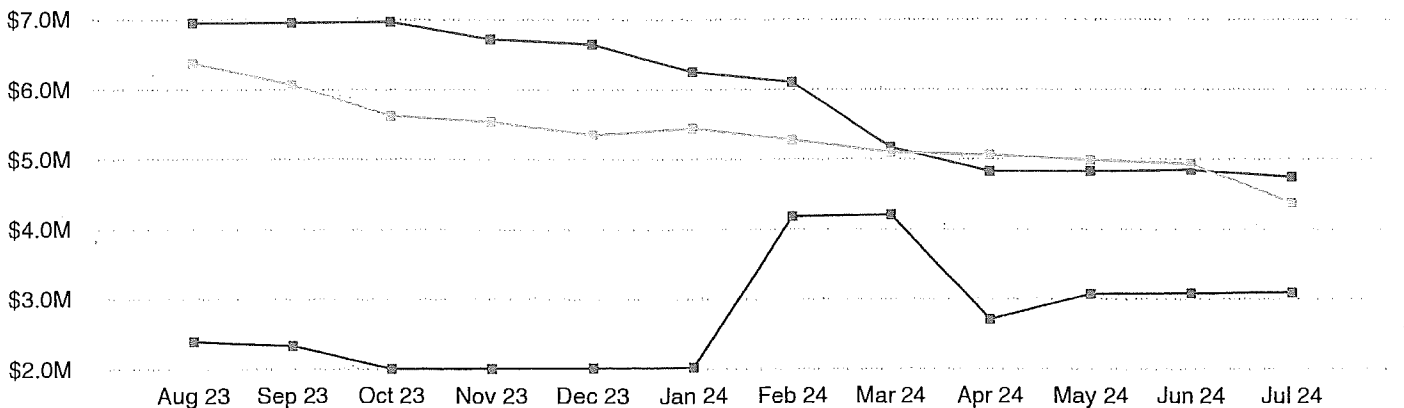


Account Balance | As of 09/19/2024

▣ General Operating	▣ Capital Projects	▣ Debt Service
\$4,149,360	\$16,155,302	\$3,745,526

Total For All Accounts: \$24,050,188

Account Balance By Month | August 2023 - July 2024



Monthly Financial Summary - General Operating Fund

CNP Utility District - GOF

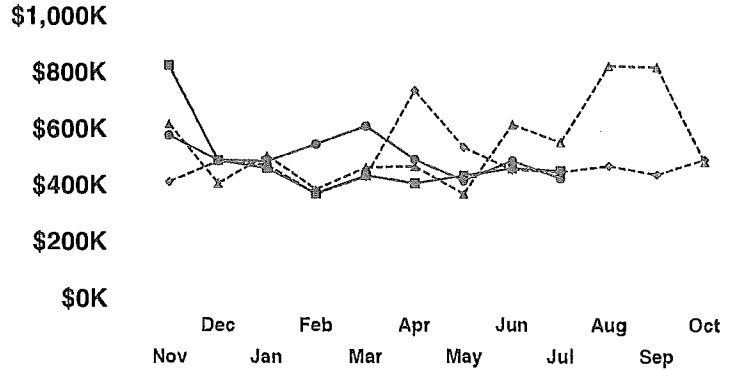


Account Balance Summary

Balance as of 08/16/2024	\$4,149,118
Receipts	794,773
Disbursements	(794,532)
Balance as of 09/19/2024	\$4,149,360

Overall Revenues & Expenditures By Month (Year to Date)

Current Year Revenues Prior Year Revenues
 Current Year Expenditures Prior Year Expenditures



July 2024

Revenues

Actual	Budget	Over/(Under)
\$455,987	\$594,295	(\$138,307)

Expenditures

Actual	Budget	Over/(Under)
\$429,165	\$531,473	(\$102,308)

November 2023 - July 2024 (Year to Date)

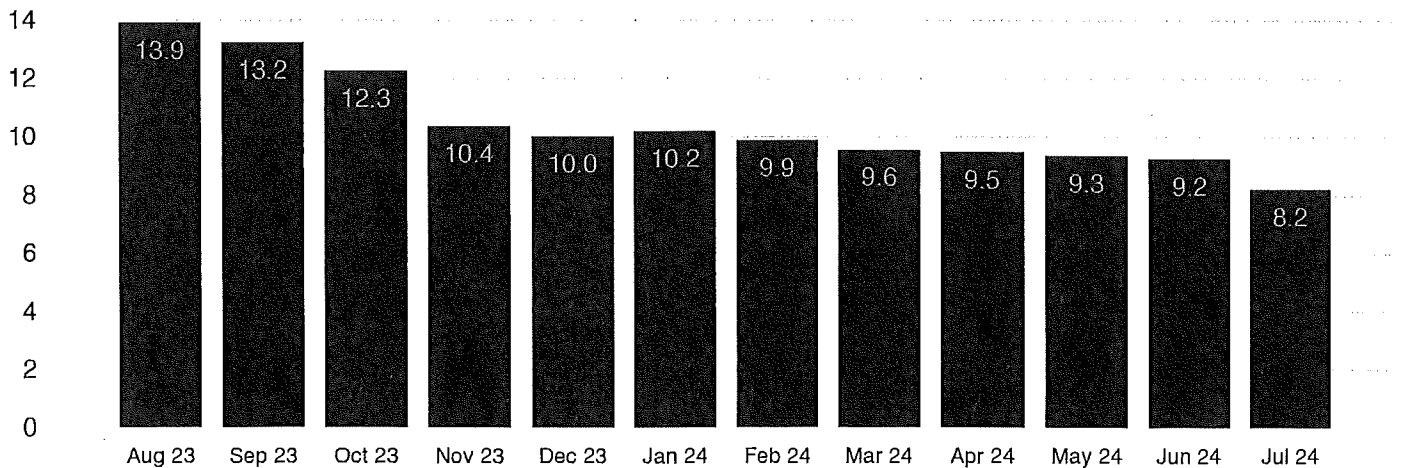
Revenues

Actual	Budget	Over/(Under)
\$4,375,092	\$4,288,741	\$86,351

Expenditures

Actual	Budget	Over/(Under)
\$4,567,535	\$4,823,100	(\$255,565)

Operating Fund Reserve Coverage Ratio (In Months)



Cash Flow Report - Checking Account

CNP Utility District - GOF



Number	Name	Memo	Amount	Balance
Balance as of 08/16/2024				\$127,363.92
Receipts				
	City of Houston - Sales Tax		57,764.18	
	Wire Transfer from Lockbox		335,668.33	
	Interest Earned on Checking		40.85	
Total Receipts				\$393,473.36
Disbursements				
15106	AT&T.	Telephone Expense	(236.65)	
15107	CenterPoint Energy	Utilities Expenses	(987.06)	
15133	Comcast	Internet Expense	(669.09)	
15135	North Harris County Regional Water Author	Pumpage Fees	(99,917.38)	
15136	Reliant	Utilities Expense - LS	(17.04)	
15137	Republic Services, Inc.	Garbage Expense	(2,495.93)	
15140	Marks Richardson, P.C.	Legal Fees	(9,084.80)	
15838	B & A Municipal Tax Services, LLC	Series 2024 - Bond Issuance Cost	(1,200.00)	
15839	Municipal Accounts & Consulting, L.P.	Series 2024 - Bookkeeping Fees	(4,000.00)	
15840	Hartman Income Reit	Customer Refund	(70.40)	
15841	Dimitrios Fragkias	Lents Family Park - Security Patrol	(3,200.00)	
15842	Donald Steward	Lents Family Park - Security Patrol	(4,200.00)	
15843	Justin Wilkerson	Lents Family Park - Security Patrol	(3,400.00)	
15844	Mark Herman	Lents Family Park - Security Patrol	(3,430.00)	
15845	Naveed Jamil	Lents Family Park - Security Patrol	(1,800.00)	
15846	A & S Engineers, Inc.	Engineering Fees	(9,615.17)	
15847	B & A Municipal Tax Services, LLC	Quarterly Sales Tax Audit	(4,000.00)	
15848	B & A Municipal Tax Services, LLC	SB2 Compliance	(375.00)	
15849	Champions Hydro-Lawn, Inc.	Maintenance & Repairs	(77,689.90)	
15850	Comcast	Internet Expense	(189.84)	
15851	DSHS Central Lab MC2004	Laboratory Fees	(1,147.67)	
15852	FM 1960 Green Medians Joint Powers Board	Maintenance & Operations	(1,157.62)	
15853	Eastex Environmental Laboratory, Inc	Laboratory Fees	(6,077.00)	
15854	Erock ON-Site LLC	Generator Program - Energy Charges	(11,475.94)	
15855	GJ Fuels, LLC	Fuel Expense	(3,493.74)	
15856	Hawkins, Inc	Chemicals Expense	(6,127.50)	
15857	Municipal Accounts & Consulting, L.P.	Bookkeeping Fees	(7,379.99)	
15858	Municipal District Services, LLC	Maintenance & Operations	(152,509.10)	
15859	Ready Maintenance LLC	Mowing Expense	(1,969.00)	
15860	Reliant	Utility Expense	(18,879.98)	
15861	Touchstone District Services	Website Hosting & Maintenance	(523.00)	
15862	Water Utility Services, Inc.	Chemical & Lab Expense	(10,453.50)	
15863	PVS DX, Inc	Chemicals Expense	(2,086.22)	
15864	AT&T.	Telephone Expense	0.00	
15865	CenterPoint Energy	Utility Expense	0.00	

Cash Flow Report - Checking Account

GNP Utility District - GOF



Number	Name	Memo	Amount	Balance
Disbursements				
15866	Comcast	Internet Expense	0.00	
15867	North Harris County Regional Water Author	Pumpage Fees	0.00	
15868	Reliant	Utility Expense	0.00	
15869	Republic Services, Inc.	Garbage Expense	0.00	
Fees	Central Bank	Bank Service Charge	(5.00)	
HRP	HR&P	Payroll Admin Fee	(50.00)	
HRP	HR&P	Payroll Tax Liabilities	(169.00)	
Payroll	Keith Brown.	Fees of Office - 819/24	(214.82)	
Payroll	Renee S Granberry	Fees of Office - 819/24	(204.10)	
Payroll	Kirk O'Neal	Fees of Office - 819/24	(219.51)	
Payroll	Ed Hudson.	Fees of Office - 819/24	(214.15)	
Payroll	Gregory M Koch.	Fees of Office - 819/24	(204.10)	
Total Disbursements				(\$451,139.20)
Balance as of 09/19/2024				\$69,698.08

Cash Flow Report - Lockbox Account

CNP Utility District - GOF



Number	Name	Memo	Amount	Balance
Balance as of 08/16/2024				\$25,876.20
Receipts				
	Accounts Receivable		217,590.85	
	Accounts Receivable		147,697.74	
Total Receipts				\$365,288.59
Disbursements				
Rtn Chk	Central Bank	Customer Returned Items	(7,724.00)	
Sweep	CNP Utility District - OP	Wire Transfer to Checking	(335,668.33)	
Total Disbursements				(\$343,392.33)
Balance as of 09/19/2024				\$47,772.46

Actual vs. Budget Comparison

CNP Utility District - GOF



	July 2024			November 2023 - July 2024			Annual Budget
	Actual	Budget	Over/ (Under)	Actual	Budget	Over/ (Under)	
Revenues							
Water Revenue							
14101 Water -Customer Service Revenue	62,788	98,580	(35,792)	547,588	575,050	(27,462)	821,500
14102 NHCRWA Fees	142,398	262,188	(119,790)	1,274,806	1,529,430	(254,624)	2,184,900
14103 NHCRWA - Capital & Interest	47,514	47,514	0	427,624	427,624	0	570,165
14110 NHCRWA - Credit	3,016	3,016	0	27,140	27,140	0	36,187
Total Water Revenue	255,716	411,297	(155,582)	2,277,159	2,559,244	(282,085)	3,612,752
Wastewater Revenue							
14201 Wastewater-Customer Service Fee	54,115	49,600	4,515	443,408	446,400	(2,992)	595,200
14203 Grease Trap	3,900	3,992	(92)	35,340	35,925	(585)	47,900
Total Wastewater Revenue	58,015	53,592	4,424	478,748	482,325	(3,577)	643,100
Sales Tax Revenue							
14401 Sales Tax-COH	55,102	59,989	(4,887)	554,251	622,422	(68,171)	834,400
Total Sales Tax Revenue	55,102	59,989	(4,887)	554,251	622,422	(68,171)	834,400
Tap Connection Revenue							
14501 Tap Connections	14,231	0	14,231	109,932	0	109,932	0
14502 Inspection Fees	370	300	70	3,004	2,700	304	3,600
Total Tap Connection Revenue	14,601	300	14,301	112,936	2,700	110,236	3,600
Parks & Recreation Revenue							
14602 Security Patrol Revenue	40,715	41,667	(952)	367,272	375,000	(7,728)	500,000
Total Parks & Recreation Revenue	40,715	41,667	(952)	367,272	375,000	(7,728)	500,000
Administrative Revenue							
14702 Penalties & Interest	7,576	6,283	1,293	49,551	56,550	(6,999)	75,400
14703 Plan Review Fees	300	0	300	700	0	700	0
Total Administrative Revenue	7,876	6,283	1,593	50,251	56,550	(6,299)	75,400
Interest Revenue							
14801 Interest Earned on Checking	137	100	37	890	900	(10)	1,200
14802 Interest Earned on Temp. Invest	23,640	20,958	2,682	179,079	188,625	(9,547)	251,500
Total Interest Revenue	23,777	21,058	2,718	179,968	189,525	(9,557)	252,700
Other Revenue							
15801 Miscellaneous Income	186	108	78	17,606	975	16,631	1,300
Total Other Revenue	186	108	78	17,606	975	16,631	1,300
Total Revenues	455,987	594,295	(138,307)	4,038,192	4,288,741	(250,549)	5,923,252

Actual vs. Budget Comparison

CNP Utility District - GOF



	July 2024			November 2023 - July 2024			Annual Budget
	Actual	Budget	Over/ (Under)	Actual	Budget	Over/ (Under)	
Expenditures							
Water Service							
16101 Billing Service Fees - Water	7,170	7,392	(222)	70,153	66,525	3,628	88,700
16103 NHCRWA - Pumpage Fee	100,152	147,975	(47,823)	667,814	1,331,775	(663,961)	1,775,700
16104 NHCRWA - Purchase Water	50,358	51,696	(1,338)	690,104	301,560	388,544	430,800
16105 Maintenance & Repairs - Water	8,362	38,033	(29,672)	375,724	342,300	33,424	456,400
16107 Chemicals - Water	10,564	8,192	2,373	59,392	73,725	(14,333)	98,300
16108 Laboratory Expense - Water	1,962	1,558	404	12,197	14,025	(1,828)	18,700
16109 Mowing - Water	985	758	226	9,432	6,825	2,606	9,100
16110 Utilities - Water	10,859	11,300	(441)	89,996	101,700	(11,704)	135,600
16114 Telephone Expense - Water	189	200	(11)	1,779	1,800	(21)	2,400
16116 Permit Expense - Water	0	0	0	2,327	4,521	(2,194)	30,500
16118 Commercial Meter Testing	0	0	0	0	0	0	32,100
Total Water Service	190,601	267,104	(76,504)	1,978,917	2,244,756	(265,839)	3,078,300
Wastewater Service							
16201 Billing Service Fees-Wastewater	7,170	7,392	(222)	70,153	66,525	3,628	88,700
16203 Sanitary Lift Station Exp	1,763	608	1,155	14,307	5,475	8,832	7,300
16205 Maint & Repairs - Wastewater	12,443	55,258	(42,815)	137,848	497,325	(359,477)	663,100
16206 Storm Water Pump Station Exp	0	208	(208)	62	1,875	(1,813)	2,500
16207 Chemicals - Wastewater	4,680	4,333	347	46,283	39,000	7,282	52,000
16208 Laboratory Fees - Wastewater	6,255	10,417	(4,162)	84,478	93,750	(9,272)	125,000
16209 Mowing - Wastewater	985	808	176	9,182	7,275	1,906	9,700
16210 Utilities - Wastewater	17,581	22,383	(4,802)	157,220	201,450	(44,230)	268,600
16211 Utilities - Lift Station	17	9	8	110	82	28	110
16212 Sludge Removal	0	11,508	(11,508)	74,265	103,575	(29,310)	138,100
16214 Telephone Expense - Wastewater	47	46	2	445	413	32	550
16215 Grease Trap Expense	0	3,533	(3,533)	38,120	31,800	6,320	42,400
Total Wastewater Service	50,941	116,505	(65,564)	632,471	1,048,545	(416,074)	1,398,060
Garbage Service							
16301 Garbage Expense	2,313	1,900	413	21,248	17,100	4,148	22,800
Total Garbage Service	2,313	1,900	413	21,248	17,100	4,148	22,800
Storm Water Quality							
16404 Mowing - Detention	0	2,108	(2,108)	6,191	18,975	(12,784)	25,300
Total Storm Water Quality	0	2,108	(2,108)	6,191	18,975	(12,784)	25,300
Tap Connection							
16501 Tap Connection Expense	0	0	0	74,101	0	74,101	0
16502 Inspection Expense	0	3,317	(3,317)	40,446	29,850	10,596	39,800
Total Tap Connection	0	3,317	(3,317)	114,547	29,850	84,697	39,800

Actual vs. Budget Comparison

CNP Utility District - GOF



	July 2024			November 2023 - July 2024			Annual Budget
	Actual	Budget	Over/ (Under)	Actual	Budget	Over/ (Under)	
Expenditures							
Parks & Recreation Service							
16601 Green Medians Fees	1,158	1,117	41	10,033	10,050	(17)	13,400
16602 Cypress Station-Assessment Fee	0	1,117	(1,117)	12,111	10,050	2,061	13,400
16603 Park Maintenance	47,379	25,400	21,979	265,317	228,600	36,717	304,800
16604 Park Utilities	31	58	(27)	365	525	(160)	700
Total Parks & Recreation Service	48,568	27,692	20,877	287,825	249,225	38,600	332,300
Administrative Service							
16701 Administrative Fees	30	50	(20)	274	450	(176)	600
16703 Legal Fees	7,733	4,750	2,983	34,469	42,750	(8,281)	57,000
16705 Auditing Fees	0	0	0	26,000	25,000	1,000	25,000
16706 Engineering Fees	4,381	7,083	(2,702)	47,349	63,750	(16,401)	85,000
16707 Engineering Fees - Special	884	0	884	1,425	0	1,425	0
16708 Financial Advisor Fees	0	0	0	950	950	0	950
16709 Election Expense	0	0	0	0	0	0	10,000
16710 Website Expense	200	200	0	4,037	1,800	2,237	2,400
16711 Sales Tax Tracking	0	0	0	12,000	12,000	0	16,000
16712 Bookkeeping Fees	4,015	4,452	(437)	57,583	50,244	7,339	63,600
16714 Printing & Office Supplies	478	508	(30)	4,702	4,575	127	6,100
16715 Filing Fees	19	17	2	84	150	(66)	200
16716 Delivery Expense	0	37	(37)	289	330	(41)	440
16717 Postage	181	150	31	1,635	1,350	285	1,800
16718 Insurance & Surety Bond	0	0	0	93,879	84,300	9,579	84,300
16719 AWBD Expense	0	0	0	750	800	(50)	800
16721 Meeting Expense	837	458	379	3,230	4,125	(895)	5,500
16722 Bank Service Charge	95	242	(147)	1,545	2,175	(630)	2,900
16723 Travel Expense	47	92	(45)	444	825	(381)	1,100
16727 SB/HB Compliance	375	375	0	3,375	3,375	0	4,500
16728 Record Storage Fees	408	183	225	1,975	1,650	325	2,200
16729 Sponsorships	0	0	0	4,180	2,800	1,380	2,800
16730 Consumer Confidence Report	0	0	0	0	8,000	(8,000)	8,000
Total Administrative Service	19,683	18,597	1,086	300,176	311,399	(11,223)	381,190
Security Service							
16801 Park Security Patrol	15,885	14,258	1,627	123,375	128,325	(4,950)	171,100
16802 Internet - Security Cameras	916	925	(9)	36,115	8,325	27,790	11,100
16803 Security Patrol Expense	77,600	77,608	(8)	699,080	698,475	605	931,300
Total Security Service	94,401	92,792	1,609	858,570	835,125	23,445	1,113,500
Payroll Expense							
17101 Payroll Expenses	663	1,108	(445)	7,293	9,975	(2,682)	13,300

Actual vs. Budget Comparison

CNP Utility District - GOF



	July 2024			November 2023 - July 2024			Annual Budget
	Actual	Budget	Over/ (Under)	Actual	Budget	Over/ (Under)	
Expenditures							
Payroll Expense							
17102 Payroll Administration	50	50	0	400	450	(50)	600
17103 Payroll Tax Expense	51	83	(33)	558	750	(192)	1,000
Total Payroll Expense	764	1,242	(478)	8,251	11,175	(2,924)	14,900
Other Expense							
17802 Miscellaneous Expense	3,494	217	3,277	3,569	1,950	1,619	2,600
Total Other Expense	3,494	217	3,277	3,569	1,950	1,619	2,600
Total Expenditures	410,765	531,473	(120,708)	4,211,765	4,768,100	(556,335)	6,408,750
Total Revenues (Expenditures)	45,222	62,822	(17,599)	(173,573)	(479,359)	305,786	(485,498)
Other Revenues							
Extra Ordinary Revenue							
15901 Allocated Operating Reserves	0	0	0	0	0	0	540,498
15902 Transfer From Capital Projects	0	0	0	336,900	0	336,900	0
Total Extra Ordinary Revenue	0	0	0	336,900	0	336,900	540,498
Total Other Revenues	0	0	0	336,900	0	336,900	540,498
Other Expenditures							
Capital Outlay							
17901 Capital Outlay	18,400	0	18,400	355,770	55,000	300,770	55,000
Total Capital Outlay	18,400	0	18,400	355,770	55,000	300,770	55,000
Total Other Expenditures	18,400	0	18,400	355,770	55,000	300,770	55,000
Total Other Revenues (Expenditures)	(18,400)	0	(18,400)	(18,870)	(55,000)	36,130	485,498
Excess Revenues (Expenditures)	26,822	62,822	(35,999)	(192,443)	(534,359)	341,916	0

CNP Utility District
Park Expenses
November 2023 - October 2024

	<u>August</u>	<u>Budget</u>	<u>\$ Over Budget</u>	<u>Nov 23 - Aug 24</u>	<u>YTD Budget</u>	<u>\$ Over Budget</u>	<u>Annual Budget</u>
Expense							
16603 · Park Maintenance	24,236	25,400	(1,164)	289,552	254,000	35,552	304,800
16801 · Park Security Patrol	13,195	14,258	(1,063)	136,570	142,583	(6,013)	171,100
16604 · Park Utilities	46	58	(12)	411	583	(172)	700
Total Expense	37,477	39,716	(2,239)	426,533	397,166	29,367	476,600

	<u>September</u>	<u>Budget</u>	<u>\$ Over Budget</u>	<u>Nov 23 - Sept 24</u>	<u>YTD Budget</u>	<u>\$ Over Budget</u>	<u>Annual Budget</u>
Expense							
16603 · Park Maintenance	30,268	25,400	4,868	319,820	279,400	40,420	304,800
16801 · Park Security Patrol	16,030	14,258	1,772	152,600	156,842	(4,242)	171,100
16604 · Park Utilities	0	58	(58)	411	642	(231)	700
Total Expense	46,298	39,716	6,582	472,831	436,884	35,947	476,600

CNP
Patrol Detail History

Total Hours Worked

Year	January	February	March	April	May	June	July	August	September	October	November	December	Total
2011	0	0	0	0	0	0	0	0	0	202	312	320	834
2012	382	320	320	410	320	395	319	307	398	320	305	400	4,196
2013	315	399	311	320	318	341	479	382	402	313	392	305	4,277
2014	324	397	392	248	322	403	328	383	348	330	411	328	4,214
2015	324	379	312	324	401	240	400	394	322	315	395	332	4,138
2016	413	332	327	405	320	330	411	350	316	403	327	332	4,266
2017	404	320	328	393	328	329	408	329	386	329	323	408	4,285
2018	332	331	331	326	415	486	263	336	403	347	325	316	4,211
2019	391	405	331	333	321	417	391	260	405	336	380	332	4,302
2020	336	408	379	392	414	392	329	340	418	339	411	342	4,500
2021	423	339	343	342	416	257	421	420	339	412	344	344	4,400
2022	426	338	341	420	351	349	431	337	349	435	349	357	4,483
2023	426	351	344	433	336	329	405	321	388	334	338	396	4,401
2024	334	329	398	307	329	334	409	341	413				3,194

Total Amount

Year	January	February	March	April	May	June	July	August	September	October	November	December	Total
2011	\$0	\$0	\$0	\$0	\$0	\$0	\$0	\$0	\$0	\$7,360	\$11,430	\$12,170	\$30,960
2012	14,545	12,180	12,140	15,635	12,220	15,095	12,070	11,615	15,080	12,185	11,515	15,130	\$159,410
2013	11,870	15,165	11,840	12,240	12,300	13,260	18,645	14,050	16,390	12,140	15,240	11,775	\$164,915
2014	12,500	15,360	15,155	9,595	12,450	15,585	12,700	14,860	13,425	12,765	15,915	12,660	\$162,970
2015	12,535	14,750	12,080	12,540	15,560	9,275	15,505	15,265	12,465	12,195	15,650	12,840	\$160,660
2016	16,005	12,860	12,660	15,725	12,390	12,800	15,910	13,210	12,295	15,655	12,685	12,880	\$165,075
2017	15,690	12,440	12,695	15,305	12,720	12,755	15,855	12,860	14,950	12,770	12,545	15,825	\$166,410
2018	12,860	12,785	12,835	12,635	16,075	18,855	10,100	12,995	15,610	13,445	12,610	12,220	\$163,025
2019	15,190	15,750	12,845	12,915	12,775	15,650	15,150	10,045	15,735	13,015	14,795	12,870	\$166,735
2020	13,020	15,855	14,620	7,430	16,045	15,215	12,735	13,160	16,205	13,125	15,925	13,230	\$166,565
2021	16,380	13,125	13,260	13,245	16,130	9,905	16,310	16,275	13,125	15,995	13,300	13,300	\$170,350
2022	16,485	13,090	13,195	16,275	13,545	13,475	16,665	12,955	13,475	16,800	13,475	13,775	\$173,210
2023	16,485	13,530	13,300	16,730	13,020	12,775	15,750	12,485	15,125	12,935	13,090	15,420	\$170,645
2024	12,950	12,775	15,505	12,705	12,775	12,950	15,885	13,195	16,030				\$124,770

Balance Sheet as of 07/31/2024

CNP Utility District - GOF



Assets	
Bank	
11101 Cash in Bank	\$374,308
11102 Lockbox	25,876
Total Bank	<u>\$400,184</u>
Investments	
11201 Time Deposits	\$3,980,851
Total Investments	<u>\$3,980,851</u>
Receivables	
11301 Accounts Receivable	\$653,052
11305 Accrued Interest	24,107
11306 Due From City of Houston-SalesT	140,000
Total Receivables	<u>\$817,159</u>
Interfund Receivables	
11401 Due From Capital Projects	\$820,180
Total Interfund Receivables	<u>\$820,180</u>
Reserves	
11601 FM 1960 Joint Powers - Reserve	\$2,100
Total Reserves	<u>\$2,100</u>
Prepays	
11704 Prepaid Security	\$77,600
Total Prepays	<u>\$77,600</u>
Total Assets	<u><u>\$6,098,074</u></u>
Liabilities & Equity	
Liabilities	
Accounts Payable	
12101 Accounts Payable	\$212,068
Total Accounts Payable	<u>\$212,068</u>
Other Current Liabilities	
12204 Retainage Payable	\$88,243
Total Other Current Liabilities	<u>\$88,243</u>
Deposits	
12601 Customer Meter Deposits	\$522,843
Total Deposits	<u>\$522,843</u>
Total Liabilities	<u><u>\$823,155</u></u>
Equity	
Unassigned Fund Balance	
13101 Unassigned Fund Balance	\$5,467,362
Total Unassigned Fund Balance	<u>\$5,467,362</u>

Balance Sheet as of 07/31/2024

CNP Utility District - GOF



Liabilities & Equity

Equity	
Net Income	(\$192,443)
Total Equity	<u>\$5,274,919</u>
Total Liabilities & Equity	<u><u>\$6,098,074</u></u>

Monthly Financial Summary - Capital Projects Fund

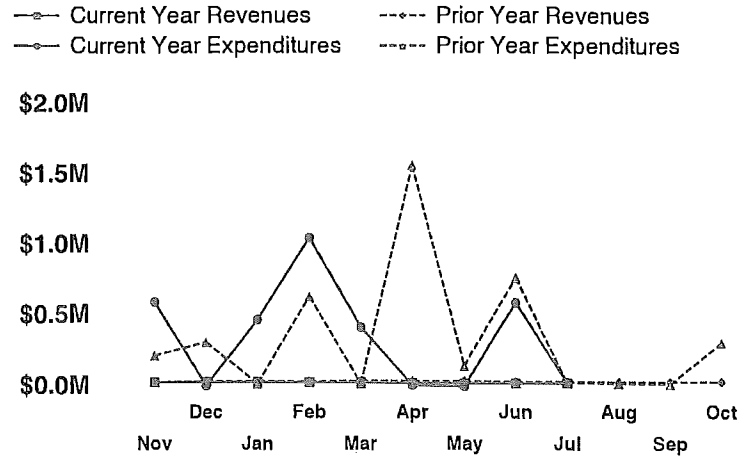
CNP Utility District - CPF



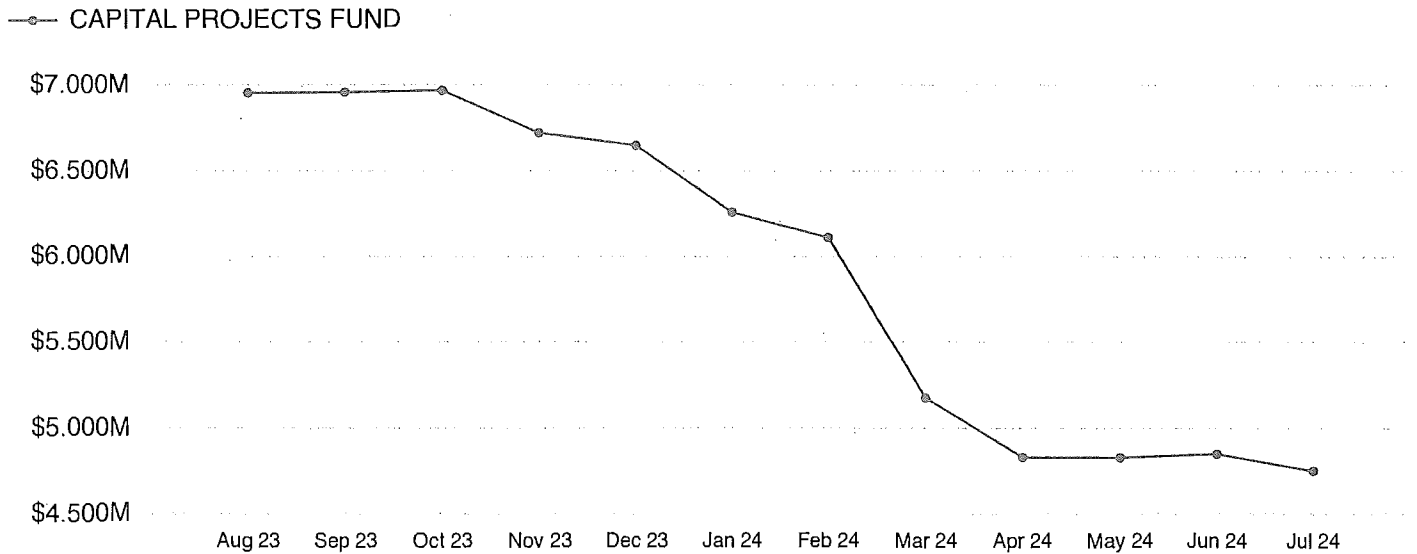
Account Balance Summary

Balance as of 08/16/2024	\$4,736,094
Receipts	13,105,747
Disbursements	(1,686,539)
Balance as of 09/19/2024	\$16,155,302

Overall Revenues & Expenditures By Month (Year to Date)



Account Balance By Month | August 2023 - July 2024



CNP UD - CPF
Cash Flow Report - Bond Funding
As of August 29, 2024

Date	Num	Name	Memo	Amount
21101 · Cash in Bank				
Total 21101 · Cash in Bank				
21201 · Time Deposits				
08/29/2024	S2024	CRP/AI Hafer Road Owner, LP	Series 2024 - Wire Transfer	(781,397.32)
08/29/2024	S2024	CNP Utility District - Const	Series 2024 - Bond Proceeds	12,276,937.90
08/29/2024	S2024	CNP Utility District - Const	Series 2024 - Paying Agent Fee	750.00
08/29/2024	S2024	CNP Utility District - Const	Series 2024 - TCEQ Fee	35,000.00
08/29/2024	S2024	CNP Utility District - Const	Series 2024 - Expenses Paid by Paying Agent	677,812.10
08/29/2024	Wire	Ipreo LLC	Series 2024 - Bond Issuance Costs	(2,237.10)
08/29/2024	Wire	Marks Richardson, P.C.	Series 2024 - Legal Fees	(360,000.00)
08/29/2024	Wire	Moody's Investors Service, Corp.	Series 2024 - Rating Fee	(27,000.00)
08/29/2024	Wire	Norton Rose Fulbright	Series 2024 - Disclosure Counsel Fees	(7,500.00)
08/29/2024	Wire	The GMS Group, L.L.C.	Series 2022 - Financial Advisory Fees	(281,075.00)
08/29/2024	Wire	BONY	Series 2024 - Paying Agent Fee	(750.00)
08/29/2024	Wire	Texas Commission on Environmental Quality	Series 2024 - TCEQ Fees	(35,000.00)
Total 21201 · Time Deposits				11,495,540.58
TOTAL				11,495,540.58

Cash Flow Report - Checking Account

CNP Utility District - CPF



Number	Name	Memo	Amount	Balance
Balance as of 08/16/2024				\$595.00
Receipts				
	Transfer from Money Market		29,243.96	
	Transfer from Money Market		59,017.50	
Total Receipts				\$88,261.46
Disbursements				
1645	A & S Engineers, Inc.	Series 2024 - Bond Issuance Expense	(50,017.50)	
1646	Forvis Mazars	Series 2024 - Audit Fees	(9,000.00)	
1647	A & S Engineers, Inc.	Engineering Fees	(29,243.96)	
Fees	Central Bank	Bank Service Charge	(5.00)	
Total Disbursements				(\$88,266.46)
Balance as of 09/19/2024				\$590.00

District Debt Summary as of 09/19/2024

CNP Utility District - DSF



		WATER, SEWER, DRAINAGE	PARK/ROAD/OTHER	REFUNDING
Total \$ Authorized		Authorized	Authorized	Authorized
\$102.76M		\$92.76M	\$10.00M	\$32.00M
Total \$ Issued		Issued	Issued	Issued
\$55.24M		\$51.26M	\$3.98M	\$9.93M
Yrs to Mat	Rating	\$ Available To Issue	\$ Available To Issue	\$ Available To Issue
24	AA	\$41.50M	\$6.02M	\$22.07M

*Actual 'Outstanding' Refunding Bonds issued below may differ from the 'Issued' total above pursuant to Chapter 1207, Texas Government Code.

Outstanding Debt Breakdown

Series Issued	Original Bonds Issued	Maturity Date	Principal Outstanding
2021 - WS&D	\$8,305,000	2049	\$8,305,000
2018 - WS&D	\$11,940,000	2045	\$11,940,000
2016 - Refunding	\$9,995,000	2036	\$7,300,000
2015 - Refunding	\$6,315,000	2035	\$1,510,000
Total	\$36,555,000		\$29,055,000

District Debt Schedule

CNP Utility District - DSF



Paying Agent	Series	Principal	Interest	Total
Bank of New York	2021 - WS&D	\$0.00	\$72,006.25	\$72,006.25
Amegy Bank of Texas	2018 - WS&D	\$0.00	\$206,346.89	\$206,346.89
Amegy Bank of Texas	2016 - Refunding	\$0.00	\$95,675.00	\$95,675.00
Amegy Bank of Texas	2015 - Refunding	\$0.00	\$25,512.50	\$25,512.50
Total Due 10/01/2024		\$0.00	\$399,540.64	\$399,540.64

Paying Agent	Series	Principal	Interest	Total
Bank of New York	2021 - WS&D	\$0.00	\$72,006.25	\$72,006.25
Amegy Bank of Texas	2018 - WS&D	\$0.00	\$206,346.80	\$206,346.80
Amegy Bank of Texas	2016 - Refunding	\$505,000.00	\$95,675.00	\$600,675.00
Amegy Bank of Texas	2015 - Refunding	\$625,000.00	\$25,512.50	\$650,512.50
Total Due 04/01/2025		\$1,130,000.00	\$399,540.55	\$1,529,540.55

Investment Profile as of 09/19/2024

CNP Utility District

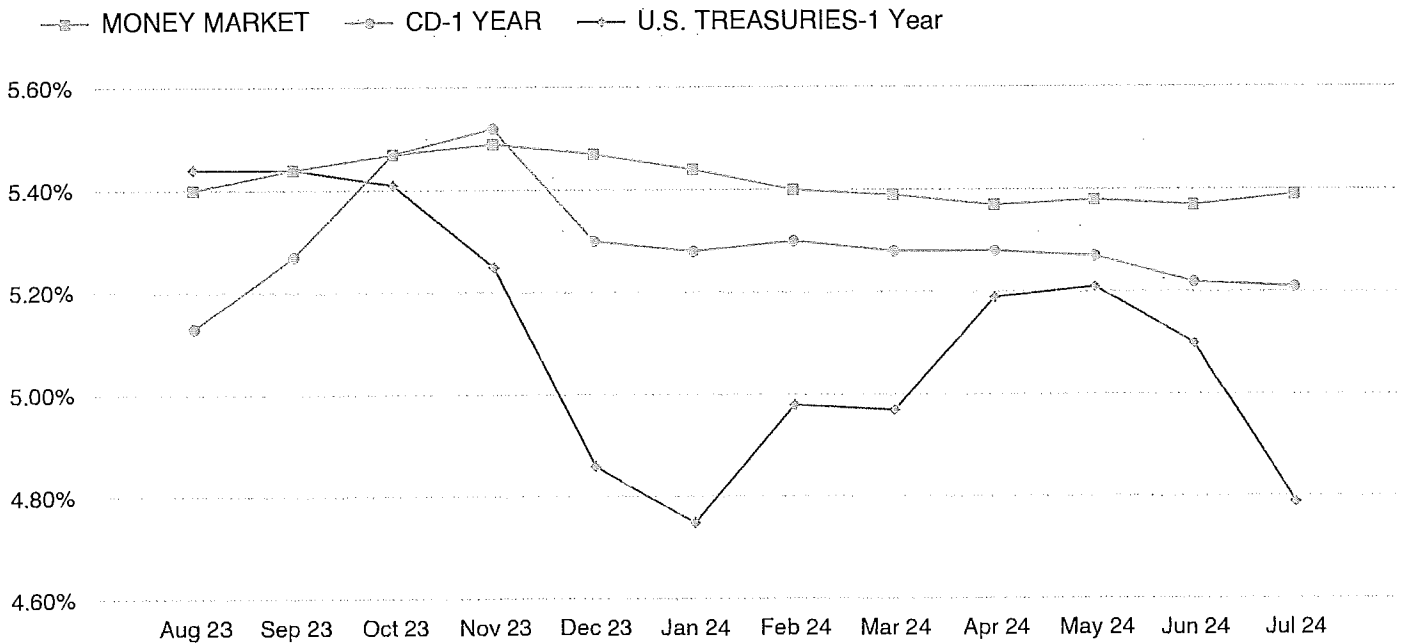


General Operating Fund	Capital Projects Fund	Debt Service Fund	Other Funds
Funds Available to Invest \$4,149,360	Funds Available to Invest \$16,155,302	Funds Available to Invest \$3,745,526	Funds Available to Invest N/A
Funds Invested \$4,031,889	Funds Invested \$16,154,712	Funds Invested \$3,745,526	Funds Invested N/A
Percent Invested 97%	Percent Invested 99%	Percent Invested 100%	Percent Invested N/A

Term	Money Market	Term	Certificate of Deposit	Term	U.S. Treasuries
On Demand	5.36%	180 Days	5.24%	180 Days	4.58%
		270 Days	5.00%	270 Days	4.58%
		1 Yr	5.04%	1 Yr	3.95%
		13 Mo	3.78%	13 Mo	N/A
		18 Mo	4.14%	18 Mo	3.95%
		2 Yr	1.87%	2 Yr	3.55%

*Rates are based on the most current quoted rates and are subject to change daily.

Investment Rates Over Time (By Month) | August 2023 - July 2024



Account Balance as of 09/19/2024

CNP Utility District - Investment Detail



FUND: General Operating

Financial Institution (Acct Number)	Issue Date	Maturity Date	Interest Rate	Account Balance	Notes
Certificates of Deposit					
INDEPENDENT BANK (XXXX7961)	04/09/2024	10/06/2024	5.50%	235,000.00	
THIRD COAST BANK, SSB (XXXX2163)	10/18/2023	10/17/2024	5.50%	235,000.00	
VERITEX COMMUNITY BANK (XXXX0247)	11/12/2023	11/11/2024	5.54%	235,000.00	
AMERICAN BANK, N.A. (XXXX0882)	06/03/2024	01/29/2025	5.00%	235,000.00	
ORIGIN BANK (XXXX2593)	08/19/2024	02/19/2025	5.05%	235,000.00	
FRONTIER BANK (XXXX1829)	05/30/2024	05/30/2025	5.25%	235,000.00	
SOUTH STAR BANK (XXXX0345)	06/06/2024	06/06/2025	5.05%	235,000.00	
WALLIS BANK (XXXX8331)	07/27/2024	07/27/2025	5.10%	235,000.00	
CADENCE BANK (XXXX1102)	08/24/2024	08/28/2025	5.25%	235,000.00	
Money Market Funds					
TEXAS CLASS (XXXX0001)	05/05/2016		5.41%	1,916,889.24	
Checking Account(s)					
CENTRAL BANK - CHECKING (XXXX4781)			0.00%	47,772.46	Lockbox
CENTRAL BANK - CHECKING (XXXX0194)			0.00%	69,698.08	Checking Account
Totals for General Operating Fund				\$4,149,359.78	

FUND: Capital Projects

Financial Institution (Acct Number)	Issue Date	Maturity Date	Interest Rate	Account Balance	Notes
Money Market Funds					
TEXAS CLASS (XXXX0003)	09/25/2017		5.41%	744,197.31	Series 2018
TEXAS CLASS (XXXX0004)	03/19/2021		5.41%	2,098,773.07	Series 2021
TEXAS CLASS (XXXX0005)	08/07/2024		5.41%	13,311,741.30	Series 2024 WSD
Checking Account(s)					
CENTRAL BANK - CHECKING (XXXX0178)			0.00%	590.00	Checking Account
Totals for Capital Projects Fund				\$16,155,301.68	

FUND: Debt Service

Financial Institution (Acct Number)	Issue Date	Maturity Date	Interest Rate	Account Balance	Notes
Certificates of Deposit					
THIRD COAST BANK-DEBT (XXXX6768)	03/04/2024	03/04/2025	5.50%	235,000.00	
VERITEX COMM. BANK - DEBT (XXXX5907)	08/19/2024	03/17/2025	5.11%	235,000.00	

Account Balance as of 09/19/2024

CNP Utility District - Investment Detail



FUND: Debt Service

Financial Institution (Acct Number)	Issue Date	Maturity Date	Interest Rate	Account Balance	Notes
Money Market Funds					
TEXAS CLASS (XXXX0002)	05/05/2016		5.41%	3,275,526.31	
Totals for Debt Service Fund				\$3,745,526.31	
Grand Total for CNP Utility District :				\$24,050,187.77	

Capital Projects Fund Breakdown

CNP UD

As of 9/19/2024

Net Proceeds for All Bond Issues

Receipts

Bond Proceeds - Series 2018	\$11,940,000
Interest Earnings - Series 2018	689,361.07
Bond Proceeds - Series 2021	8,305,000.00
Interest Earnings - Series 2021	495,533.47
Bond Proceeds - Series 2024	14,000,000.00
Interest Earnings - Series 2024	5,120.22

Disbursements

Disbursements - Series 2018	(11,885,163.76)
Disbursements - Series 2021	(6,701,170.40)
Disbursements - Series 2024	(693,378.92)

Total Cash Balance	<u><u>\$16,155,301.68</u></u>
---------------------------	--------------------------------------

Balances by Account

Central Bank - Checking	\$590.00
Texas Class - Series 2018	744,197.31
Texas Class - Series 2021	2,098,773.07
Texas Class - Series 2024	13,311,741.30

Total Cash Balance	<u><u>\$16,155,301.68</u></u>
---------------------------	--------------------------------------

Balances by Bond Series

Bond Proceeds - Series 2018	\$744,197.31
Bond Proceeds - Series 2021	2,099,363.07
Bond Proceeds - Series 2024	13,311,741.30

Total Cash Balance	<u><u>\$16,155,301.68</u></u>
---------------------------	--------------------------------------

Remaining Costs/Surplus By Bond Series

Remaining Costs - Series 2018	\$698,413.30
Remaining Costs - Series 2021	1,256,945.77
Remaining Costs - Series 2024	13,173,000.00

Total Amount in Remaining Costs	<u><u>\$15,128,359.07</u></u>
----------------------------------------	--------------------------------------

Capital Projects Fund Breakdown

CNP UD

As of 9/19/2024

Surplus & Interest - Series 2018	\$45,870.02
Surplus & Interest - Series 2021	842,331.29
Surplus & Interest - Series 2024	138,741.30
Total Surplus & Interest Balance	<u><u>\$1,026,942.61</u></u>
Total Remaining Costs/Surplus	<u><u>\$16,155,301.68</u></u>

Cost Comparison - \$11,940,000 - Series 2018

CNP UD

	USE OF PROCEEDS	ACTUAL COSTS	REMAINING COSTS	VARIANCE (OVER)/UNDER
CONSTRUCTION COSTS				
Developer Items				
Interstate Commerce Center	\$1,126,647.00	\$1,126,647	\$0	(\$0.49)
Engineering and Technical Services	154,714.00	154,713.77	0	\$0.23
Subtotal Developer Items	\$1,281,361.00	\$1,281,361.26	\$0.00	(\$0.26)
District Items				
Water Plant No. 3 & 4 Improvements	\$1,632,000.00	\$1,632,000	\$0	\$0
Wastewater Treatment Plant Improvements	\$5,049,000.00	5,049,000	0	0
Contingencies	\$831,300.00	631,857	0	199,443
Engineering	\$1,133,000.00	1,082,258	0	50,742
Land Costs for ICC Site Detention	\$833,913.00	833,913	0	0
Subtotal District Items	\$9,479,213.00	\$9,229,028.37	\$0.00	\$250,184.63
TOTAL CONSTRUCTION COSTS	\$10,760,574.00	\$10,510,389.63	\$0.00	\$250,184.37
NON-CONSTRUCTION COSTS				
Legal Fees	\$308,500.00	\$308,500.00	\$0	\$0
Fiscal Agent Fees	238,800.00	238,800	0	0
Developer Interest	143,968.00	135,006	0	8,962
Bond Discount	358,200.00	352,522	0	5,678
Bond Issuance Costs	45,608.00	49,696	0	(4,088)
Bond Application Report	45,000.00	40,909	0	4,091
AG Fees	9,500.00	9,500	0	0
TCEQ Bond Issuance Fees	29,850.00	29,850	0	0
Surplus Funds (WWTP Project)	720,720.00	22,307	698,413	0
Total Surplus Allocations	(720,720.00)			
TOTAL NON-CONSTRUCTION COSTS	\$1,179,426.00	\$1,187,090.11	\$698,413.30	\$14,642.59
TOTAL BOND ISSUE REQUIREMENT	<u>\$11,940,000.00</u>	<u>\$11,697,479.74</u>	<u>\$698,413.30</u>	<u>\$264,826.96</u>
			Interest Earned	\$689,447.08
			Total Surplus & Interest	\$45,870.02
			Total Remaining Funds	<u>\$744,283.32</u>

Cost Comparison - \$8,305,000 - Series 2021

CNP UD

	USE OF PROCEEDS	ACTUAL COSTS	REMAINING COSTS	VARIANCE (OVER)/UNDER
CONSTRUCTION COSTS				
Developer Items				
Prologis waterline and force main extension	\$189,574.00	\$189,574	\$0	\$0
Prologis waterline and detention pond	340,247.00	340,247	0	0
ICC Phase II drainage improvements	115,062.00	115,062	0	(0.37)
North 45 Commerce Park	358,757.00	358,757	0	0
Engineering and materials testing	238,420.00	238,420	0	0
Subtotal Developer Items	\$1,242,060.00	\$1,242,060.37	\$0.00	(\$0.37)
District Items				
WWTP & WP SCADA System Replacement	\$600,000.00	\$600,000	\$0	\$0
GST Recoating	583,000.00	320,920	0	262,080
WP #1 Recoating	288,000.00	288,000	0	0
WP #1 Motor Control Center Replacement	683,000.00	0	683,000	0
WP #2 Improvements	137,000.00	0	0	137,000
WWTP Improvements - PH 2	1,713,750.00	1,829,581	0	(115,831)
Contingencies	400,400.00	400,400	0	0
Engineering	749,395.00	418,538	330,857	0
Detention Pond Land Acquisition Costs	1,057,546.00	767,065	0	290,481
Subtotal District Items	\$6,212,091.00	\$4,624,504.17	\$1,013,856.77	\$573,730.06
TOTAL CONSTRUCTION COSTS	\$7,454,151.00	\$5,866,564.54	\$1,013,856.77	\$573,729.69
NON-CONSTRUCTION COSTS				
Legal Fees	\$217,625.00	217,625	\$0	(\$0.06)
Financial Advisor Fees	166,100.00	166,100	0	0
Developer Interest	83,896.00	40,000	0	43,896.00
Bond Discount	249,150.00	133,313	0	115,837.14
Bond Issuance Costs	45,010.00	51,589	0	(6,579.44)
Bond Application Report Costs	60,000.00	60,000	0	0
Attorney General Fee	8,305.00	8,305	0	0
Commission Bond Issuance Fee	20,763.00	20,763	0	0.50
Surplus Funds (SCADA Project)	380,000.00	136,911	243,089	0
Total Surplus Allocations	(380,000.00)			
TOTAL NON-CONSTRUCTION COSTS	\$850,849.00	\$834,605.86	\$243,089.00	\$153,154.14
TOTAL BOND ISSUE REQUIREMENT	<u>\$8,305,000.00</u>	<u>\$6,701,170.40</u>	<u>\$1,256,945.77</u>	<u>\$726,883.83</u>
			Interest Earned	\$495,447.46
			Total Surplus & Interest	\$842,331.29
			Total Remaining Funds	<u>\$2,099,277.06</u>

Cost Comparison - \$14,000,000 - Series 2024

CNP UD

	USE OF PROCEEDS	ACTUAL COSTS	REMAINING COSTS	VARIANCE (OVER)/UNDER
CONSTRUCTION COSTS				
Developer Items				
Water line Extension for Alliance North Business Park	\$555,242.00	\$555,242.44	\$0.00	(\$0.44)
Engineering	184,132.00	184,132.24	0.00	(0.24)
Subtotal Developer Items	\$739,374.00	\$739,374.68	\$0.00	(\$0.68)
District Items				
Wastewater Treatment Plant Rehabilitation, Phase 2	\$6,972,000.00	\$0.00	\$6,972,000.00	\$0.00
Commercial water meter replacement	1,182,000.00	0.00	1,182,000.00	0.00
Wastewater treatment plant sand filter rehabilitation	890,000.00	0.00	890,000.00	0.00
Water plant booster pump column replacement	240,000.00	0.00	240,000.00	0.00
Contingencies	1,631,000.00	0.00	1,631,000.00	0.00
Engineering	2,258,000.00	0.00	2,258,000.00	0.00
Less Surplus Funds Available - WWTP Imp Ph 2 (S 2021)	(1,885,150.00)	(1,885,150.00)		
Subtotal District Items	\$11,287,850.00	(\$1,885,150.00)	\$13,173,000.00	\$0.00
TOTAL CONSTRUCTION COSTS	\$12,027,224.00	(\$1,145,775.32)	\$13,173,000.00	(\$0.68)
NON-CONSTRUCTION COSTS				
Legal Fees	\$360,000.00	\$360,000.00	\$0.00	\$0.00
Fiscal Agent Fees	280,000.00	280,000.00	0.00	0.00
Capitalized Interest	735,000.00	589,500.00	0.00	145,500.00
Developer Interest	48,669.00	42,022.64	0.00	6,646.36
Bond Discount	420,000.00	420,000.00	0.00	0.00
Bond Issuance Expenses	34,607.00	53,131.60	0.00	(18,524.60)
Attorney General Fee	9,500.00	9,500.00	0.00	0.00
TCEQ Bond Issuance Fee	35,000.00	35,000.00	0.00	0.00
Bond Application Report Cost	50,000.00	50,000.00	0.00	0.00
TOTAL NON-CONSTRUCTION COSTS	\$1,972,776.00	\$1,839,154.24	\$0.00	\$133,621.76
TOTAL BOND ISSUE REQUIREMENT	\$14,000,000.00	\$693,378.92	\$13,173,000.00	\$133,621.08
			Interest Earned	\$5,120.22
			Total Surplus & Interest	\$138,741.30
			Total Remaining Funds	<u>\$13,311,741.30</u>

Cost Comparison - \$14,000,000 - Series 2024

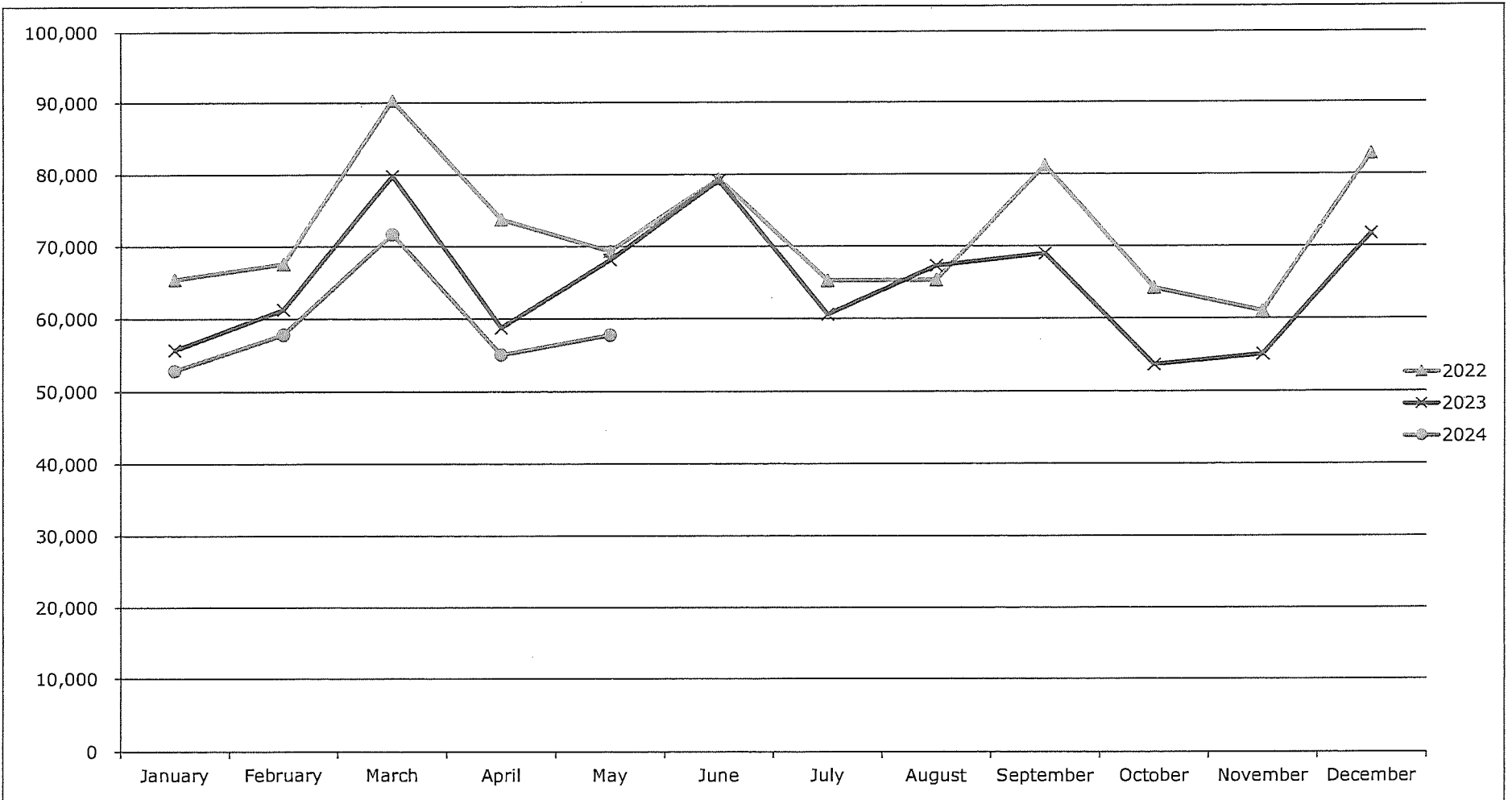
CNP UD

	USE OF PROCEEDS	ACTUAL COSTS	REMAINING COSTS	VARIANCE (OVER)/UNDER
CONSTRUCTION COSTS				
Developer Items				
Water line Extension for Alliance North Business Park	\$555,242.00	\$555,242.44	\$0.00	(\$0.44)
Engineering	184,132.00	184,132.24	0.00	(0.24)
Subtotal Developer Items	\$739,374.00	\$739,374.68	\$0.00	(\$0.68)
District Items				
Wastewater Treatment Plant Rehabilitation, Phase 2	\$6,972,000.00	\$0.00	\$6,972,000.00	\$0.00
Commercial water meter replacement	1,182,000.00	0.00	1,182,000.00	0.00
Wastewater treatment plant sand filter rehabilitation	890,000.00	0.00	890,000.00	0.00
Water plant booster pump column replacement	240,000.00	0.00	240,000.00	0.00
Contingencies	1,631,000.00	0.00	1,631,000.00	0.00
Engineering	2,258,000.00	0.00	2,258,000.00	0.00
Less Surplus Funds Available - WWTP Imp Ph 2 (S 2021)	(1,885,150.00)	(1,885,150.00)		
Subtotal District Items	\$11,287,850.00	(\$1,885,150.00)	\$13,173,000.00	\$0.00
TOTAL CONSTRUCTION COSTS	\$12,027,224.00	(\$1,145,775.32)	\$13,173,000.00	(\$0.68)
NON-CONSTRUCTION COSTS				
Legal Fees	\$360,000.00	\$360,000.00	\$0.00	\$0.00
Fiscal Agent Fees	280,000.00	280,000.00	0.00	0.00
Capitalized Interest	735,000.00	589,500.00	0.00	145,500.00
Developer Interest	48,669.00	42,022.64	0.00	6,646.36
Bond Discount	420,000.00	420,000.00	0.00	0.00
Bond Issuance Expenses	34,607.00	53,131.60	0.00	(18,524.60)
Attorney General Fee	9,500.00	9,500.00	0.00	0.00
TCEQ Bond Issuance Fee	35,000.00	35,000.00	0.00	0.00
Bond Application Report Cost	50,000.00	50,000.00	0.00	0.00
TOTAL NON-CONSTRUCTION COSTS	\$1,972,776.00	\$1,839,154.24	\$0.00	\$133,621.76
TOTAL BOND ISSUE REQUIREMENT	\$14,000,000.00	\$693,378.92	\$13,173,000.00	\$133,621.08
			Interest Earned	\$5,120.22
			Total Surplus & Interest	\$138,741.30
			Total Remaining Funds	<u>\$13,311,741.30</u>

Sales Tax Revenue History

CNP Utility District

Year	January	February	March	April	May	June	July	August	September	October	November	December	Total
2022	65,430	67,554	90,301	73,709	69,289	79,308	65,222	65,272	81,177	64,203	60,987	82,792	\$865,244
2023	55,775	61,269	79,783	58,797	68,115	79,090	60,562	67,275	68,963	53,660	55,118	71,718	\$780,124
2024	52,881	57,843	71,692	55,102	57,764								\$295,282
Total	\$174,086	\$186,667	\$241,775	\$187,608	\$195,168	\$158,398	\$125,784	\$132,547	\$150,140	\$117,863	\$116,105	\$154,510	\$1,940,650



Cash Flow Forecast

CNP Utility District

	10/24	10/25	10/26	10/27	10/28
% Change in Water Rate		1.00%	1.00%	1.00%	1.00%
% Change in Wastewater Rate		3.00%	3.00%	3.00%	3.00%
% Change in WHCRWA		10.00%	10.00%	10.00%	10.00%
% Change in Expenses		5.00%	5.00%	5.00%	5.00%

Beginning Cash Balance 10/23	\$5,623,873	\$5,827,948	\$5,295,920	\$4,723,382	\$4,113,366
-------------------------------------	--------------------	--------------------	--------------------	--------------------	--------------------

Revenues

Water Revenue	821,500	829,715	838,012	846,392	854,856
Wastewater Revenue	595,200	613,056	631,448	650,391	669,903
NHCRWA Revenue	2,791,252	3,070,377	3,377,415	3,715,156	4,086,672
Sales Tax - COH	834,400	834,400	834,400	834,400	834,400
Tap & Inspection Revenue	3,600	0	0	0	0
Other	877,300	921,165	967,223	1,015,584	1,066,364
Total Revenues	\$5,923,252	\$6,268,713	\$6,648,498	\$7,061,924	\$7,512,195

Expenses

Purchase Water	\$430,800	\$435,108	\$439,459	\$443,854	\$448,292
NHCRWA	1,775,700	1,953,270	2,148,597	2,363,457	2,599,802
Other Expenses	4,202,250	4,412,363	4,632,981	4,864,630	5,107,861
Total Expenses	\$6,408,750	\$6,800,741	\$7,221,037	\$7,671,940	\$8,155,956
Net Surplus	(\$485,498)	(\$532,027)	(\$572,539)	(\$610,016)	(\$643,761)

Capital Outlay

Capital Outlay	\$337,370	\$0	\$0	\$0	\$0
Total Capital Outlay	\$337,370	\$0	\$0	\$0	\$0
Construction Surplus	\$1,026,943	\$0	\$0	\$0	\$0
Ending Cash Balance	\$5,827,948	\$5,295,920	\$4,723,382	\$4,113,366	\$3,469,605

Operating Reserve % of Exp

Percentage	91%	78%	65%	54%	43%
Number of Months	11	9	8	6	5

Bond Authority

Remaining Bonding Capacity - \$41,500,000

Maintenance Tax Rate Cap - N/A

2025 AWBD Midwinter Conference

CNP Utility District

Friday, January 24 - Saturday, January 25, 2025

JW Marriott, Austin, TX

Director	Registration			Prior Conference Expenses
Name	Attending	Online	Paid	Paid
Renee S. Granberry				N/A
Kirk O'Neal				N/A
Keith Brown				N/A
Ed Hudson				N/A
Gregory Koch				N/A

Note

Register on-line www.awbd-tx.org (For log in assistance, contact Taylor Cavnar: tcavnar@awbd-tx.org)

This page only confirms registration for the conference, not hotel registrations.

All hotel reservations are the sole responsibility of each attendee.

Your conference registration confirmation will contain a housing reservation request web link.

The link will require the registration number from your conference registration before you can reserve a room.

All requests for an advance of funds must be sent via email to the bookkeeper within 30 days of conference.

Registration Dates

Early Registration:	Begins	7/3/2024	\$390
Regular Registration:	Begins	7/25/2024	\$440
Late Registration	Begins	12/12/2024	\$540

Cancellation Policy

All cancellations must be made in writing.

A \$50.00 administrative fee is assessed for each conference registration cancelled on or before 12/11/24.

There will be no refunds after 12/11/24.

Housing Information

Hotel reservations are only available to attendees who are registered with AWBD-TX for the Conference.

If you have questions, please call Taylor Cavnar at (281) 350-7090.



MUNICIPAL ACCOUNTS
& CONSULTING, L.P.

CNP Utility District

Quarterly Investment Inventory Report Period Ending July 31, 2024

BOARD OF DIRECTORS
CNP Utility District

Attached is the Quarterly Investment Inventory Report for the
Period ending July 31, 2024.

This report and the District's investment portfolio are in compliance with the
investment strategies expressed in the District's investment policy, and the
Public Funds Investment Act.

I, hereby certify that, pursuant to Senate Bill 253 and in connection with the
preparation of the investment report, I have reviewed the divestment lists
prepared and maintained by the Texas Comptroller of Public Accounts, and the
District does not own direct or indirect holdings in any companies identified on such lists.

Mark M. Burton
(Investment Officer)

Ghia Lewis
(Investment Officer)

COMPLIANCE TRAINING

HB 675 states the Investment Officer must attend at least one training seminar for (6) six hours
Within twelve months of taking office and requires at least (4) four hours training within each (2)
two year period thereafter.

INVESTMENT OFFICERS

Mark M. Burton

Ghia Lewis

CURRENT TRAINING

November 27, 2015 (Texpool Academy 10 Hours)
December 26, 2017 (Texpool Academy 10 Hours)
January 9, 2020 (TexPool Academy 12 Hours)
December 31, 2021 (Texpool Academy 10 Hours)
December 16, 2023 (Texpool Academy 10 Hours)

November 5, 2015 (Texpool Academy 10 Hours)
November 6, 2017 (Texpool Academy 10 Hours)
November 5, 2019 (Texpool Academy 10 Hours)
December 28, 2021 (Texpool Academy 10 Hours)
December 26, 2023 (Texpool Academy 10 Hours)

CNP Utility District
Summary of Money Market Funds
 05/01/2024 - 07/31/2024

Fund: Operating

Financial Institution: TEXAS CLASS

Account Number: XXXX0001 Date Opened: 05/05/2016 Current Interest Rate: 5.41%

Date	Description	Begin Balance	Cash Added	Cash Withdrawn	Int. Earned	End Balance
05/01/2024		2,967,088.38				
05/16/2024	To GOF Checking			(40,000.00)		
05/30/2024	FRONT CD XXXX1829 INTEREST		11,972.11			
05/31/2024					13,577.73	
06/03/2024	WT TO AMERICAN XXXX0882			(235,000.00)		
06/06/2024	S.STAR XXXX0345 INTEREST		12,005.56			
06/20/2024	To GOF Checking			(100,000.00)		
06/30/2024					12,067.16	
07/25/2024	Transfer to GOF Checking			(555,000.00)		
07/26/2024	AG Wire - Series 2024			(9,500.00)		
07/29/2024	WALLIS CD XXXX8331 INTEREST		12,005.57			
07/31/2024					11,634.34	
Totals for Account XXXX0001:		<u>\$2,967,088.38</u>	<u>\$35,983.24</u>	<u>(\$939,500.00)</u>	<u>\$37,279.23</u>	<u>\$2,100,850.85</u>
Totals for Operating Fund:		<u>\$2,967,088.38</u>	<u>\$35,983.24</u>	<u>(\$939,500.00)</u>	<u>\$37,279.23</u>	<u>\$2,100,850.85</u>

Methods Used For Reporting Market Values

Certificates of Deposits:	Face Value Plus Accrued Interest
Securities/Direct Government Obligations:	Market Value Quoted by the Seller of the Security and Confirmed in Writing
Public Fund Investment Pool/NDM Accounts:	Balance = Book Value = Current Market

CNP Utility District
Summary of Money Market Funds
 05/01/2024 - 07/31/2024

Fund: Capital Projects						
Financial Institution: TEXAS CLASS						
Account Number: XXXX0003 Date Opened: 09/25/2017 Current Interest Rate: 5.41%						
<u>Date</u>	<u>Description</u>	<u>Begin Balance</u>	<u>Cash Added</u>	<u>Cash Withdrawn</u>	<u>Int. Earned</u>	<u>End Balance</u>
05/01/2024		759,962.51				
05/10/2024	From CPF Checking		6,970.40			
05/31/2024					3,523.88	
06/30/2024					3,434.84	
07/25/2024	To CPF Checking			(21,339.00)		
07/31/2024					3,553.20	
Totals for Account XXXX0003:		<u>\$759,962.51</u>	<u>\$6,970.40</u>	<u>(\$21,339.00)</u>	<u>\$10,511.92</u>	<u>\$756,105.83</u>
Account Number: XXXX0004 Date Opened: 03/19/2021 Current Interest Rate: 5.41%						
<u>Date</u>	<u>Description</u>	<u>Begin Balance</u>	<u>Cash Added</u>	<u>Cash Withdrawn</u>	<u>Int. Earned</u>	<u>End Balance</u>
05/01/2024		4,062,657.00				
05/16/2024				(23,445.50)		
05/31/2024					18,660.70	
06/30/2024					18,090.80	
07/25/2024	To CPF Checking			(100,286.20)		
07/31/2024					18,743.59	
Totals for Account XXXX0004:		<u>\$4,062,657.00</u>		<u>(\$123,731.70)</u>	<u>\$55,495.09</u>	<u>\$3,994,420.39</u>
Totals for Capital Projects Fund:		<u>\$4,822,619.51</u>	<u>\$6,970.40</u>	<u>(\$145,070.70)</u>	<u>\$66,007.01</u>	<u>\$4,750,526.22</u>

Methods Used For Reporting Market Values

Certificates of Deposits:	Face Value Plus Accrued Interest
Securities/Direct Government Obligations:	Market Value Quoted by the Seller of the Security and Confirmed in Writing
Public Fund Investment Pool/MM Accounts:	Balance = Book Value = Current Market

CNP Utility District
Summary of Money Market Funds
 05/01/2024 - 07/31/2024

Fund: Debt Service

Financial Institution: TEXAS CLASS

Account Number: XXXX0002 Date Opened: 05/05/2016 Current Interest Rate: 5.41%

Date	Description	Begin Balance	Cash Added	Cash Withdrawn	Int. Earned	End Balance
05/01/2024		2,475,322.47				
05/30/2024	TAX TRANSFER		350,000.00			
05/31/2024					11,507.57	
06/27/2024	PAF ZIONS SERIES 2016 REF			(500.00)		
06/30/2024					12,646.86	
07/31/2024					13,174.27	
Totals for Account XXXX0002:		<u>\$2,475,322.47</u>	<u>\$350,000.00</u>	<u>(\$500.00)</u>	<u>\$37,328.70</u>	<u>\$2,862,151.17</u>
Totals for Debt Service Fund:		<u>\$2,475,322.47</u>	<u>\$350,000.00</u>	<u>(\$500.00)</u>	<u>\$37,328.70</u>	<u>\$2,862,151.17</u>

Methods Used For Reporting Market Values

Certificates of Deposits:	Face Value Plus Accrued Interest
Securities/Direct Government Obligations:	Market Value Quoted by the Seller of the Security and Confirmed in Writing
Public Fund Investment Pool/MDM Accounts:	Balance = Book Value = Current Market

CNP Utility District
Summary of Certificates of Deposit with Money Market
05/01/2024 - 07/31/2024

Financial Institution	Investment Number	Issue Date	Maturity Date	Beginning Balance	Principal From Cash	Principal From Investment	Principal Withdrawn	Principal Reinvested	Ending Balance	Interest Rate	Beg. Acc. Interest	Interest Earned	Interest Reinvested	Interest Withdrawn	Accrued Interest
Fund: Operating															
Certificates of Deposit															
AMERICAN BANK, N.A.	XXXX0882	06/03/24	01/29/25	0.00	235,000.00	0.00	0.00	0.00	235,000.00	5.00%	0.00	0.00	0.00	0.00	1,867.12
	WT FROM TXCLASS XXXX0001														
CADENCE BANK	XXXX4047	10/03/23	08/24/24	235,000.00	0.00	0.00	0.00	0.00	235,000.00	5.50%	7,471.71	0.00	0.00	0.00	10,694.11
	WT FROM TXCLASS XXXX0001														
FRONTIER BANK	XXXX1829	05/31/23	05/29/24	235,000.00	0.00	0.00	0.00	235,000.00	0.00	5.00%	10,816.43	11,972.11	0.00	11,972.11	0.00
FRONTIER BANK	XXXX1829	05/30/24	05/30/25	0.00	0.00	235,000.00	0.00	0.00	235,000.00	5.25%	0.00	0.00	0.00	0.00	2,095.68
INDEPENDENT BANK	XXXX7961	04/09/24	10/06/24	235,000.00	0.00	0.00	0.00	0.00	235,000.00	5.50%	779.03	0.00	0.00	0.00	4,001.44
SOUTH STAR BANK	XXXX0345	06/06/23	06/05/24	235,000.00	0.00	0.00	0.00	235,000.00	0.00	5.00%	10,623.28	12,005.56	0.00	12,005.56	0.00
	WT FROM TXCLASS XXXX0001														
SOUTH STAR BANK	XXXX0345	06/06/24	06/06/25	0.00	0.00	235,000.00	0.00	0.00	235,000.00	5.05%	0.00	0.00	0.00	0.00	1,788.24
THIRD COAST BANK, SSB	XXXX2163	10/18/23	10/17/24	235,000.00	0.00	0.00	0.00	0.00	235,000.00	5.50%	6,940.54	0.00	0.00	0.00	10,162.94
	Rollover FROM CD XXXX1634														
VERITEX COMMUNITY BANK	XXXX0247	11/12/23	11/11/24	235,000.00	0.00	0.00	0.00	0.00	235,000.00	5.54%	6,099.31	0.00	0.00	0.00	9,345.14
WALLIS BANK	XXXX8331	07/27/23	07/26/24	235,000.00	0.00	0.00	0.00	235,000.00	0.00	5.00%	8,981.50	12,005.57	0.00	12,005.57	0.00
	WT FROM TXCLASS XXXX0001														
WALLIS BANK	XXXX8331	07/27/24	07/27/25	0.00	0.00	235,000.00	0.00	0.00	235,000.00	5.10%	0.00	0.00	0.00	0.00	131.33
Totals for Operating Fund:				1,645,000.00	235,000.00	705,000.00	0.00	705,000.00	1,880,000.00	N/A	51,711.80	35,983.24	0.00	35,983.24	\$40,086.00

Beginning Balance:	\$1,645,000.00
Plus Principal From Cash:	\$235,000.00
Less Principal Withdrawn:	\$0.00
Plus Interest Reinvested:	\$0.00
Fixed Balance:	\$1,880,000.00
MM Balance:	\$2,100,850.85
Total Balance:	\$3,980,850.85

Interest Earned:	\$35,983.24
Less Beg Accrued Interest:	\$51,711.80
Plus End Accrued Interest:	\$40,086.00
Fixed Interest Earned:	\$24,357.44
MM Interest Earned:	\$37,279.23
Total Interest Earned:	\$61,636.67

Methods Used For Reporting Market Values

Certificates of Deposits:	Face Value Plus Accrued Interest
Securities/Direct Government Obligations:	Market Value Quoted by the Seller of the Security and Confirmed in Writing
Public Fund Investment Pool/ADM Accounts:	Balance = Book Value = Current Market

CNP Utility District
Summary of Certificates of Deposit with Money Market
 05/01/2024 - 07/31/2024

Financial Institution	Investment Number	Issue Date	Maturity Date	Beginning Balance	Principal From Cash	Principal From Investment	Principal Withdrawn	Principal Reinvested	Ending Balance	Interest Rate	Beg. Acc. Interest	Interest Earned	Interest Reinvested	Interest Withdrawn	Accrued Interest
Fund: Capital Projects															
Totals for Capital Projects Fund:				0.00	0.00	0.00	0.00	0.00	0.00	N/A	0.00	0.00	0.00	0.00	\$0.00
Beginning Balance:		\$0.00						Interest Earned:		\$0.00					
Plus Principal From Cash:		\$0.00						Less Beg Accrued Interest:		\$0.00					
Less Principal Withdrawn:		\$0.00						Plus End Accrued Interest:		\$0.00					
Plus Interest Reinvested:		\$0.00						Fixed Interest Earned:		\$0.00					
Fixed Balance:		\$0.00						MM Interest Earned:		\$66,007.01					
MM Balance:		\$4,750,526.22						Total Interest Earned:		\$66,007.01					
Total Balance:		\$4,750,526.22													

Methods Used For Reporting Market Values

Certificates of Deposits:	Face Value Plus Accrued Interest
Securities/Direct Government Obligations:	Market Value Quoted by the Seller of the Security and Confirmed in Writing
Public Fund Investment Pool/MM Accounts:	Balance = Book Value = Current Market

CNP Utility District
Summary of Certificates of Deposit with Money Market
 05/01/2024 - 07/31/2024

Financial Institution	Investment Number	Issue Date	Maturity Date	Beginning Balance	Principal From Cash	Principal From Investment	Principal Withdrawn	Principal Reinvested	Ending Balance	Interest Rate	Beg. Acc. Interest	Interest Earned	Interest Reinvested	Interest Withdrawn	Accrued Interest
Fund: Debt Service															
Certificates of Deposit															
THIRD COAST BANK-DEBT	XXXX6768	03/04/24	03/04/25	235,000.00	0.00	0.00	0.00	0.00	235,000.00	5.50%	2,053.83	0.00	0.00	0.00	5,276.23
	Rollover FROM CD XXXX5309														
Totals for Debt Service Fund:				235,000.00	0.00	0.00	0.00	0.00	235,000.00	N/A	2,053.83	0.00	0.00	0.00	\$5,276.23
Beginning Balance:		\$235,000.00				Interest Earned:		\$0.00							
Plus Principal From Cash:		\$0.00				Less Beg Accrued Interest:		\$2,053.83							
Less Principal Withdrawn:		\$0.00				Plus End Accrued Interest:		\$5,276.23							
Plus Interest Reinvested:		\$0.00				Fixed Interest Earned:		\$3,222.40							
Fixed Balance:		\$235,000.00				MM Interest Earned:		\$37,328.70							
MM Balance:		\$2,862,151.17				Total Interest Earned:		\$40,551.10							
Total Balance:		\$3,097,151.17													
Totals for District:				1,880,000.00	235,000.00	705,000.00	0.00	705,000.00	2,115,000.00	N/A	53,765.63	35,983.24	0.00	35,983.24	\$45,362.23

Methods Used For Reporting Market Values

Certificates of Deposits:	Face Value Plus Accrued Interest
Securities/Direct Government Obligations:	Market Value Quoted by the Seller of the Security and Confirmed in Writing
Public Fund Investment Pool/MM Accounts:	Balance = Book Value = Current Market

CNP Utility District
Detail of Pledged Securities

05/01/2024 - 07/31/2024

Financial Institution: CENTRAL BANK - CHECKING

Security: FHLB CUSIP: 014393WR9	Par Value: 98,000.00 Date 05/31/2024	Value 98,268.03	Maturity Date: 02/15/2033	Pledged: 04/18/2024	Released: 06/06/2024	Amount Released: 98,000.00
Security: FHLB CUSIP: 171637NR8	Par Value: 334,000.00 Date 06/30/2024 07/31/2024	Value 318,931.46 320,355.77	Maturity Date: 02/01/2030	Pledged: 06/10/2024	Released:	Amount Released:
Security: FHLB CUSIP: 3137H1Z33	Par Value: 127,000.00 Date 05/31/2024	Value 109,506.71	Maturity Date: 07/25/2028	Pledged: 12/11/2023	Released: 06/06/2024	Amount Released: 127,000.00
Security: FHLB CUSIP: 36180MW78	Par Value: 357,121.00 Date 05/31/2024	Value 122,542.86	Maturity Date: 02/15/2043	Pledged: 03/06/2024	Released: 06/06/2024	Amount Released: 357,121.00
Security: FHLB CUSIP: 91282CDQ1	Par Value: 87,500.00 Date 05/31/2024 06/30/2024	Value 80,159.06 80,700.23	Maturity Date: 12/31/2026	Pledged: 10/19/2023	Released: 07/15/2024	Amount Released: 87,500.00
Security: FHLB CUSIP: 964559W38	Par Value: 83,000.00 Date 05/31/2024 06/30/2024 07/31/2024	Value 85,893.48 86,403.49 86,422.48	Maturity Date: 08/15/2032	Pledged: 03/11/2024	Released:	Amount Released:
Security: Letter of Credit/FHLB-Atl CUSIP: 10025844	Par Value: 210,000.00 Date 07/31/2024	Value 210,000.00	Maturity Date: 09/25/2024	Pledged: 07/25/2024	Released:	Amount Released:

Methods Used For Reporting Market Values

Certificates of Deposits:	Face Value Plus Accrued Interest
Securities/Direct Government Obligations:	Market Value Quoted by the Seller of the Security and Confirmed in Writing
Public Fund Investment Pool/MM Accounts:	Balance = Book Value = Current Market

Proposed Budget

CNP UD - FYE 10/2025

	Nine Month Actuals 11/23 - 07/24	Twelve Months Annualized FYE 10/24	Approved 2024 Budget	Proposed 2025 Budget
Revenues				
14101 · Water -Customer Service Revenue	547,588	762,588	821,500	777,800
14102 · NHCRWA Fees	1,274,806	1,800,806	2,184,900	1,818,800
14103 · NHCRWA - Capital & Interest	427,624	570,165	570,165	570,165
14110 · NHCRWA - Credit	27,140	36,187	36,187	36,187
14201 · Wastewater-Customer Service Fee	443,408	532,089	595,200	542,700
14203 · Grease Trap	35,340	47,120	47,900	47,120
14401 · Sales Tax-COH	554,251	734,418	834,400	741,800
14501 · Tap Connections	109,932	109,932	0	0
14502 · Inspection Fees	3,004	4,005	3,600	4,000
14602 · Security Patrol Revenue	367,272	489,696	500,000	500,000
14702 · Penalties & Interest	49,551	66,068	75,400	66,100
14703 · Plan Review Fees	700	700	0	700
14801 · Interest Earned on Checking	890	1,117	1,200	1,200
14802 · Interest Earned on Temp. Invest	179,079	240,045	251,500	200,800
15801 · Miscellaneous Income	17,606	17,606	1,300	5,200
Total Revenues	\$4,038,191	\$5,412,544	\$5,923,252	\$5,312,572
Expenditures				
16101 · Billing Service Fees - Water	70,153	93,527	88,700	96,300
16103 · NHCRWA - Pumpage Fee	667,814	862,522	1,775,700	871,100
16104 · NHCRWA - Purchase Water	690,104	947,515	430,800	957,000
16105 · Maintenance & Repairs - Water	375,724	501,616	456,400	635,000
16107 · Chemicals - Water	59,392	73,498	98,300	74,200
16108 · Laboratory Expense - Water	12,197	16,262	18,700	17,000
16109 · Mowing - Water	9,432	12,575	9,100	12,700
16110 · Utilities - Water	89,996	117,642	135,600	118,800
16114 · Telephone Expense - Water	1,779	2,371	2,400	2,400
16116 · Permit Expense - Water	2,327	2,327	30,500	2,400
16118 · Commercial Meter Testing	0	0	32,100	0
16201 · Billing Service Fees-Wastewater	70,153	93,527	88,700	96,300

Proposed Budget

CNP UD - FYE 10/2025

	Nine Month Actuals 11/23 - 07/24	Twelve Months Annualized FYE 10/24	Approved 2024 Budget	Proposed 2025 Budget
16203 · Sanitary Lift Station Exp	14,307	18,231	7,300	18,400
16205 · Maint & Repairs - Wastewater	137,848	183,255	663,100	188,100
16206 · Storm Water Pump Station Exp	62	62	2,500	2,500
16207 · Chemicals - Wastewater	46,283	63,027	52,000	63,700
16208 · Laboratory Fees - Wastewater	84,478	101,373	125,000	125,000
16209 · Mowing - Wastewater	9,182	11,018	9,700	11,100
16210 · Utilities - Wastewater	157,220	206,530	268,600	208,600
16211 · Utilities - Lift Station	110	132	110	130
16212 · Sludge Removal	74,265	99,020	138,100	108,900
16214 · Telephone Expense - Wastewater	445	11,216	550	11,330
16215 · Grease Trap Expense	38,120	56,827	42,400	57,400
16301 · Garbage Expense	21,248	25,713	22,800	27,000
16404 · Mowing - Detention	6,191	7,743	25,300	25,300
16501 · Tap Connection Expense	74,101	74,101	0	0
16502 · Inspection Expense	40,446	48,535	39,800	49,000
16601 · Green Medians Fees	10,033	13,506	13,400	13,600
16602 · Cypress Station-Assessment Fee	12,111	12,111	13,400	12,200
16603 · Park Maintenance	265,317	347,462	304,800	304,800
16604 · Park Utilities	365	493	700	500
16701 · Administrative Fees	274	364	600	400
16703 · Legal Fees	34,469	47,796	57,000	57,000
16705 · Auditing Fees	26,000	26,000	25,000	26,300
16706 · Engineering Fees	47,349	62,038	85,000	85,000
16707 · Engineering Fees - Special	1,425	1,425	0	0
16708 · Financial Advisor Fees	950	950	950	950
16709 · Election Expense	0	10,000	10,000	0
16710 · Website Expense	4,037	4,971	2,400	5,000
16711 · Sales Tax Tracking	12,000	16,000	16,000	16,000
16712 · Bookkeeping Fees	57,583	73,918	63,600	75,400

Proposed Budget

CNP UD - FYE 10/2025

	Nine Month Actuals 11/23 - 07/24	Twelve Months Annualized FYE 10/24	Approved 2024 Budget	Proposed 2025 Budget
16714 · Printing & Office Supplies	4,702	6,118	6,100	6,200
16715 · Filing Fees	84	112	200	150
16716 · Delivery Expense	289	385	440	400
16717 · Postage	1,635	2,206	1,800	2,300
16718 · Insurance & Surety Bond	93,879	93,879	84,300	94,800
16719 · AWBD Expense	750	750	800	800
16721 · Meeting Expense	3,230	4,423	5,500	4,500
16722 · Bank Service Charge	1,545	2,076	2,900	2,100
16723 · Travel Expense	444	601	1,100	600
16727 · SB/HB Compliance	3,375	4,125	4,500	4,200
16728 · Record Storage Fees	1,975	2,635	2,200	2,700
16729 · Sponsorships	4,180	4,180	2,800	4,200
16730 · Consumer Confidence Report	0	9,032	8,000	9,100
16731 · Arbitrage Fees	0	0	0	3,250
16801 · Park Security Patrol	123,375	163,884	171,100	165,500
16802 · Internet - Security Cameras	36,115	38,863	11,100	39,300
16803 · Security Patrol Expense	699,080	931,880	931,300	977,800
17101 · Payroll Expenses	7,293	10,608	13,300	13,300
17102 · Payroll Administration	400	550	600	600
17103 · Payroll Tax Expense	558	811	1,000	1,000
17802 · Miscellaneous Expense	3,569	3,569	2,600	3,600
Total Expenditures	\$4,211,765	\$5,527,887	\$6,408,750	\$5,713,210
Other Revenues				
15901 · Allocated Operating Reserves	0	0	540,498	0
15902 · Transfer From Capital Projects	336,900	336,900	0	0
Total Other Revenues	\$336,900	\$336,900	\$540,498	\$0
Capital Outlay				
17901 · Capital Outlay	355,770	401,825	55,000	55,000

Proposed Budget

CNP UD - FYE 10/2025

	Nine Month Actuals 11/23 - 07/24	Twelve Months Annualized FYE 10/24	Approved 2024 Budget	Proposed 2025 Budget
Total Capital Outlay	\$355,770	\$401,825	\$55,000	\$55,000
Net Excess Revenues <Expenditures>	(\$192,443)	(\$180,268)	(\$0)	\$455,638

CNP UD

Communications Meeting Report

September 19th, 2024

The following report details updates for any communication projects and tasks for CNP UD that have occurred since the last regular board meeting.

Website Updates

No new updates

News Posts

The following news posts were created:

- ["September 19th Public Meeting"](#) notice

Resident Inquires

Residents can submit inquiries through the [Contact Us](#) page. Submissions are received by our team and answered directly or forwarded to the appropriate consultant for answering.

- No resident inquiries this cycle

Website Statistics

Analytics window August 11 – September 11

- Primary navigation was from Direct Linking, followed by Organic Searches
 - 118 New users (up from 109)
 - 127 users overall (up from 117)
 - 608 pageviews (up from 531)
 - 1.2K navigational events (up from 1.1K)
- Board Meetings was the most viewed page
- Bill Payment Information was the second most viewed page
- Tax Information was the third most viewed
- Contact Us had the fourth most viewed page
- Map of the District was the fifth most viewed

Open Items

- Lents Family Park addition to website

Action Items

- No action items at this time



1251 Pin Oak Road, Ste. 131 #160
Katy, TX 77494
Telephone: 832-558-5714
www.touchstonedistrictservices.com

Have any questions or need anything? Please contact [Michael Willett](#), Touchstone's Director of Client Management and Business Operations, at m.willett@touchstonedistrictservices.com or by phone at 832-558-5714 x203.

ORDER DECLARING CANDIDATES ELECTED

WHEREAS, by order duly adopted by the Board of Directors of CNP Utility District (the "District"), on August 15, 2024, a general election was called for the election of three (3) Directors for the District, and for no other purpose, with such election to be held on November 5, 2024, and

WHEREAS, pursuant to the authority of Subchapter C, Chapter 2, Texas Election Code, as amended, the Secretary of the Board of Directors of the District, as the authority responsible for preparation of the ballots for such election has duly and timely delivered to the Board of Directors of the District a certification to the effect that (1) only one (1) candidate's name is to be placed on the ballot for each position in such election, and (2) no candidate's name is to be placed on a list of write-in candidates for any of such positions under applicable law; and

WHEREAS, the Board of Directors of the District, acting pursuant to the authority of Section 2.053, Texas Election Code, as amended, deems it necessary and proper to declare each of such unopposed candidates to be elected as Directors of the District; Now, Therefore,

BE IT ORDERED BY THE BOARD OF DIRECTORS OF CNP UTILITY DISTRICT THAT:

Section 1: Keith Brown, Renee S. Granberry and Kirk O'Neal are hereby declared to have been duly elected as Directors of the District, and each of such persons shall serve for a four-year term from and after November 5, 2024, and upon qualification and furnishing of the required form of oath and bond, until his or her successor is duly elected and appointed and qualified.

Section 2: The general election for Directors of the District previously called for November 5, 2024, shall not be held, and all orders, resolutions and proceedings are hereby repealed, revoked and rescinded.

Section 3: A certified copy of this Order shall be posted on November 5, 2024, at each polling place previously designated for such election.


Section 4: Each of such persons thus elected as Directors for the District shall be issued a certificate of election in the same manner as provided by law for a candidate elected at an election.

PASSED and ADOPTED this 19th day of September, 2024.



Vice President, Board of Directors

ATTEST:



Secretary, Board of Directors

(SEAL)

