

CNP UTILITY DISTRICT
Minutes of Board of Directors Meeting
January 20, 2025

The Board of Directors (“Board”) of CNP Utility District (“District”) met at 3700 Buffalo Speedway, Suite 830, Houston, Texas, on January 20, 2025, in accordance with the duly posted notice of meeting, and the roll was called of the duly constituted officers and members of said Board, as follows:

Renee Granberry, President
Keith Brown, Vice President
Ed Hudson, Secretary
Kirk O’Neal, Asst. Secretary
Gregory Koch, Asst. Secretary

and all said members were present, except Directors Brown and Koch, thus constituting a quorum.

Also present were Bryan Chapline of Municipal District Services, LLC (“MDS”); Danielle Harleston of B&A Municipal Tax Services, LLC (“B&A”); Yaneth Cooper of Municipal Accounts and Consulting, L.P. (“MAC”); Sarah Richard of A&S Engineers, Inc. (“A&S”); Kim Cosco, Sam Miskimins and Cheyenne Evans of Champions Hydro-Lawn, Inc. (“Champions”); and Kara Richardson and Brandi Eckersley of Marks Richardson PC (“MRPC”).

The President called the meeting to order and declared it open for such business as might regularly come before it.

As the first order of business, the Board deferred questions and comments from the public after noting no one from the public was present.

The Board next considered approval of the minutes of the Board of Directors meetings held on December 2, 2024, and December 19, 2024. After discussion, Director O’Neal moved to approve the minutes of the Board of Directors meetings held on December 2, 2024, and December 19, 2024, as written. Director Hudson seconded the motion, which passed unanimously.

The Board next considered the status of security patrol of the parks. Ms. Richardson noted that the Constable reported that all has been quiet in the parks during the month, with the exception of two homeless individuals reported at the east park who were relocated elsewhere.

The Board next deferred the status of the contract patrol services from the Harris County Sherriff’s Office. Ms. Richardson noted that Sgt. LaBove is attending the funeral services for fallen Deputy Vargas so he is unable to attend the meeting.

The Board next considered the attached report for the month of December from Champions regarding park maintenance and management. Mr. Miskimins presented the attached pictures of the Cypress Trace Ditch and Cypress Station Reserve “G.” He noted that the Cypress Trace Ditch and Reserve “G” were last serviced on November 5, 2024.

Mr. Cosco entered the meeting.

Mr. Miskimins next presented the attached pictures of the Interstate Commerce Center West detention pond and the Urban Southwest detention pond. He stated that both ponds are in good condition with no evidence of erosion to report.

Mr. Miskimins next presented the attached pictures of the Lents Family East and West Parks the ("Parks"). He reported that Champions replaced the rusted canopy posts in the east park. He noted that several issues were found at the east park playground during an inspection performed by Champions, and noted that he brought proposals to rectify most of the issues. Mr. Miskimins further reported that Champions is in the process of obtaining quotes from companies that are experienced in playground inspections for a complete inspection of the east park playground area.

Mr. Miskimins next presented and reviewed several proposals with detailed pricing for various repairs recommended in the Parks, including: 1) proposal #24925 in the amount of \$9,900.00 to remove and grind the stumps of one (1) tree in the east park and seven (7) trees in the west park; 2) proposal #24866 in the amount of \$862.25 to repair the fountains located in the dog parks; 3) proposal #24868 in the amount of \$1,187.20 to install chicken wire along the bottom of the iron fence at the small dog park; 4) proposal #24869 in the amount of \$1,013.00 to repair thirty feet (30') of fencing near the soccer fields; 5) proposal #24873 in the amount of \$2,685.00 to repair the hinges on four (4) doors at the dog parks; and 6) proposal #24875 in the amount of \$870.44 to replace bolts, washers and nuts on the playground equipment. The Board requested that Champions get a proposal for the installation of hog wire for the fencing at the dog park as opposed to the recommended chicken wire. Mr. Miskimins stated that he would bring a quote for same to the next meeting. After discussion, Director O'Neal moved to approval all proposals, as presented, with the exception of proposal #24868. Director Granberry seconded the motion, which passed unanimously. The Board requested that Champions install security fencing around the playground equipment until the bolt replacement repairs are complete.

The Board next deferred the status of proposed enhancements to the Parks by Harris County Precinct One as Ms. Richardson stated she had nothing new to report.

Ms. Harleston next reviewed the status of one (1) payment plan for delinquent taxes with the Board.

Ms. Harleston next presented the attached report relating to the status of collection of taxes for the month of December. She reported that 14.24% of the District's 2024 taxes have been collected through December 31, 2024. After review and discussion of the reports presented, Director Granberry moved to approve the report and to authorize payment on the Tax Account of check nos. 2258 through 2264, inclusive, as identified in the report. Director O'Neal seconded the motion, which passed unanimously.

The Board next discussed the status of the District's delinquent tax accounts. Ms. Harleston also discussed the attached District's Delinquent Collections Listing as of January 9, 2025, prepared by Ted A. Cox, P.C. ("Cox").

The Board next considered the adoption of a Resolution Authorizing an Additional Penalty on Delinquent Personal Property Taxes. Ms. Richardson advised that the Board is authorized pursuant to Section 33.11 of the Texas Tax Code, as amended, to impose, under certain conditions, an additional penalty not to exceed twenty percent (20%) of the delinquent personal property taxes due to the District that became delinquent on or after February 1 of a year and that remain delinquent sixty (60) days after the date on which they become delinquent. After discussion,

Director Granberry made a motion to adopt the Resolution Authorizing an Additional Penalty on Delinquent Personal Property Taxes and to authorize Cox to proceed with the collection of the District's 2024 delinquent personal property accounts following proper notice as provided in the Resolution, including the filing of lawsuits, as necessary. Director O'Neal seconded the motion, which unanimously carried.

The Board next deferred the status of the sales tax audit being performed by B&A.

The Board next considered a report on the District's water, sanitary sewer and storm sewer systems. Mr. Chapline presented the attached operation and maintenance report for the month of November 2024. He reported that 99.6% of the District's water that had been pumped by the District or supplied to the District by the North Harris County Regional Water Authority ("NHCRWA") had been billed during the month of November. Mr. Chapline further noted that all bacteriological samples were negative and that there were no permit excursions at the District's wastewater treatment plant during the month of December.

Mr. Chapline next reported that the sand filter media is back on line.

Mr. Chapline next reported that the District's recent water rate increase is in effect and will be reflected on customer water bills next month.

Mr. Chapline next reported that there are twelve (12) accounts on the delinquent list as of January 10, 2025, and that no appeal requests were received.

The Board next considered the status of the NHCRWA. Ms. Richard stated that she had nothing new to report.

The Board next considered the engineers' report, including the status of the design work relative to the replacement of the Motor Control Center at Water Plant No. 1. Ms. Richard reported that A&S plans to advertise the project next month.

The Board next considered the status of the design work relative to the Commercial Meter Replacement ("CMR"). Ms. Richard stated that A&S has commenced the design work for the CMR.

The Board next considered the status of the design work relative to the Phase II Wastewater Treatment Plant Rehabilitation. ("WWTP Rehab"). Ms. Richard stated that A&S has commenced the design work for the WWTP Rehab.

The Board next considered the status of the contract with Sustanite Support Services, LLC for maintenance and replacement work at the wastewater treatment plant (Phase I), including status of the repairs to the sand filter media. Ms. Richard stated that the sand filter media repair is complete and is back on line.

The Board next considered the status of the contract with W.W. Payton Corporation for the WWTP and WP SCADA System replacement. Ms. Richard stated that the substantial completion inspection was held on January 6, 2025, and that the contractor is addressing the punch list items.

The Board next deferred the acceptance of site and/or easement conveyances for facilities constructed or to be constructed for the District.

Ms. Richard next reported on the status of the storm water quality permits. She stated that the Lents Park East and the Lents Park West permit renewals are in place and that the expiration date is October 17, 2025. She stated the North 45 Commerce Park permit renewal is in place and that the expiration date is October 20, 2025. She also stated that the ICC permit renewal is in place and that the expiration date is June 16, 2025.

The Board next considered the status of plating the District's facilities. Ms. Richard stated that A&S is reviewing the draft plats for the facilities.

The Board next considered the status of the proposed development in the District, including the proposed townhome development located at 1801 Cypress Station Dr. Ms. Richard stated that A&S is waiting on receipt of the plans from the developer.

The Board next deferred the request for the issuance of utility commitments.

The Board next considered the status of wastewater treatment plant permit renewal. Ms. Richard stated that A&S is waiting on receipt of the draft permit from the TCEQ.

Ms. Richard next reported on the sidewalk project being performed by Harris County. She stated that, upon review of the plans, the District has two (2) fire hydrants that will need to be relocated to accommodate the sidewalk route. She stated that Harris County advised it is the District's responsibility to pay for the relocation and to obtain the necessary easements to relocate the affected hydrants. The Board requested that A&S obtain a proposal to relocate the hydrants. Ms. Richard noted that the District also needs to get several water meter easements and that perhaps these easements can be acquired at the same time. The Board requested that Ms. Richard contact the County to provide its legal authority to require the District to pay for the costs of relocating the hydrants.

The Board next considered review and amendment to the Order Adopting a Code of Ethics, Fees and Expense Policy, Policy Relating to Consulting Services, Uniform Financial Accounting and Reporting Standards, Policy Relating to Adoption of Annual Operating Budget, and Creating an Audit Committee of the Board of Directors. Ms. Richardson advised that MRPC has no changes to recommend at this time and that no Board action is required.

The Board next considered the financial and investment reports and invoices presented for payment. Ms. Cooper discussed the attached bookkeeping report, investment inventory report, and bills for payment. After review and discussion of the reports presented, Director O'Neal moved to approve the report and to authorize the payment of invoices and wire transfers on the Operating Fund, the Capital Projects Fund at Central Bank, and the Lockbox Account, as identified in the attached report. Director Hudson seconded the motion, which passed unanimously.

Ms. Richardson next advised the Board that requirements in the Public Funds Investment Act require the Board of Directors of the District to review, revise and adopt at least annually a list of qualified brokers authorized to engage in investment transactions with the District. She then reviewed with the Board the attached Resolution Adopting List of Qualified Brokers Authorized to Engage in Investment Transactions with the District ("Resolution"), and a list of financial institutions, brokers and dealers attached thereto as Exhibit "A." Ms. Richardson recommended to the Board that if any of the directors have a relationship with any of the institutions shown on the list that could create a conflict of interest, then that institution(s) should be deleted from the

list that the Board adopts. After discussion, Director Hudson moved to approve the Resolution. Director O'Neal seconded the motion, which passed unanimously.

The Board next considered the engagement of Arbitrage Compliance Specialists ("ACS") for compliance services. Ms. Richardson reviewed the attached engagement letter from ACS with the Board. After discussion, Director O'Neal moved to approve the engagement of ACS, as set out above. Director Hudson seconded the motion, which passed unanimously.

The Board next considered a report related to the District's website. Ms. Richardson presented and reviewed the attached communications report, prepared by Touchstone District Services ("Touchstone"), with the Board.


The Board next deferred recessing and reconvening in Executive Session to discuss pending or contemplated litigation pursuant to §551.071, Texas Government Code and matters in which the duty of the attorney to the District under the Texas Disciplinary Rules of Professional Conduct of the State Bar of Texas clearly conflict with Chapter 551, Texas Government Code, pursuant to §551.071.

The Board next considered the status of the pavilion rental payment issue and an update from Champions relative to same. Mr. Cosco stated that Champions would like to work out a repayment plan with the former employee. Ms. Richardson stated that, on December 19, 2024, the Board voted to charge a non-refundable rental fee of \$20.00 for the pavilions at the east and west park, based on a 2-hour time block with such policy to be implemented after proper protocols are established for the collection of the fee through the District's bookkeeper. The Board further requested that Champions contact Touchstone to manage the pavilion reservation system and determine how to link the pavilion reservation system, currently being managed by Off Cinco, with the District's website managed by Touchstone.

The Board next deferred review and approval of Amended and Restated Service Agreement between the District and Champions.

The Board next considered matters for matters for possible placement on future agendas, including status of the sidewalk project with Harris County.

There being no further business to come before the Board, the meeting was adjourned.



Ed Hudson, Secretary

LIST OF ATTACHMENTS

January 20, 2025

1. Champions Report & Proposals
2. Tax Assessor Collector Report – December 2024
3. Delinquent Tax Roll
4. Ted Cox Report
5. Resolution Authorizing an Additional Penalty on Delinquent Personal Property Taxes
6. Operation and Maintenance Reports & related correspondence
7. Engineering Report and related correspondence
8. Bookkeeping Report
9. Resolution Adopting List of Qualified Brokers Authorized to Engage in Investment Transactions with the District
10. Arbitrage Compliance Specialists engagement letter
11. Touchstone Communications Report

Champions

HYDRO - LAWN

Erosion Control Specialist since 1976

CNP UTILITY DISTRICT Facilities Report

January 16, 2025



13226 Kaltenbrun ~ Houston, Texas 77086 ~ Phone: 713-703-3516 ~ Office: 281-445-2614

Account Representative: Sam Miskimins ~ Email: smiskimins@champhydro.com

13226 Kaltenbrun ~ Houston, Texas 77086 ~ Phone: 281-714-1281 ~ Office: 281-445-2614

Parks Representative: Cheyenne Evans ~ Email: cevens@champhydro.com

Cypress Trace Ditch



Cypress Station Reserve G

44-5947-00 Leaf Litter TX 77090 US
2015-05-09 05:05-06:00



Interstate Commerce Center



26206 Huffer Rd Houston TX 77068 US
24 Aug(7), 2025-02-08 09:12:02-08:00

26206 Huffer Rd Houston TX 77068 US
24 Aug(7), 2025-02-08 09:12:22-08:00



Houston TX 77068 US
4 Aug(7), 2025-02-08 09:14:02-08:00

Houston TX 77068 US
23 Aug(7), 2025-02-08 09:14:32-08:00

Urban Southwest







Lents Family Parks – East Park



I. East Park

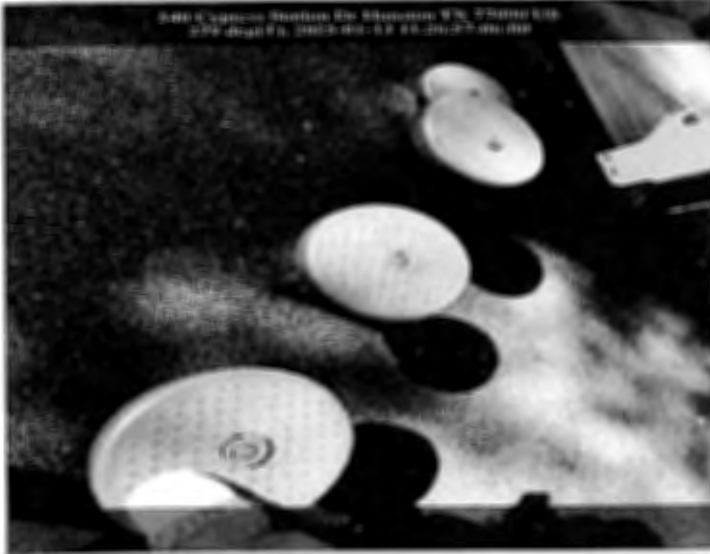
- Maintenance completed per contract.







Issues found during inspection:





Lents Family Parks – West Park



I. West Park

- Maintenance completed per contract.





Issues found during inspection



EAST



WEST




Reservations for Pavilions:

MONTH	EAST	WEST
August	12	6
September	14	7
October	13	11
November	4	7
December	4	1
January	2	0
TOTALS	49	32

I. Splash Pad

- CLOSED - October 1st thru April 30th
- Will Open again on June 1st – Open every day till August 31st
- After Storm – Power wash / Flush

Champions
HYDRO - LAWN, INC.

 ETHOSCAPES

*The Ethoscapes family of landscape businesses include: Westco
Grounds Maintenance, Champion's Hydro-Lawn, Houston
Landscapes Unlimited, and Tree60.*

Thank you for business!

CNP park tree removal

Date 1/17/2025

Client

CNP UD
C/O MUNICIPAL ACCOUNTS AND CONSULTING
1281 BRITTMOORE ROAD
HOUSTON, TX 77043

Property

CNP UD

Proposal for removal and grinding the stumps of 8 trees in various locations in the east and west parks

Default Group

Items	Quantity	Unit
Tree Service	90.00	Hr
Chipped Green Recyclable Waste	90.00	Yard

Sales Tax: \$0.00
Default Group: \$9,900.00

Project Summary

Description	Price	Sales Tax	Total
Default Group	\$9,900.00	\$0.00	\$9,900.00
Project Total	\$9,900.00	\$0.00	\$9,900.00

Terms & Conditions

Terms and Conditions:

- All material and workmanship carry a 1 year warranty, except in cases of acts of God, damage by other, or lack of maintenance.
- This proposal is only an estimate of probable cost. If any unforeseen issues arise the client will only be charged for labor and material installed on site whether above or below this estimate.
- Upon request by the the Property Manager/Owner, or their designated representative, evidence of the following insurance coverage: Workman's Compensation, General Liability and Property Damage Liability. We shall have no liability for any damages not specifically covered by its insurance carrier.
- Any amounts not paid when due shall be subject to a late fee of one and one half percent (1½%) per month on the unpaid balance, or the highest amount permitted by applicable law, whichever is less.

Champions Hydro Lawn, INC

CNP UD

By Samuel Miskimins 1/17/2025
Date

Samuel Miskimins

smiskimins@champhydro.com

By _____ Date

Printed Name

CNP UD - Lents West - Fountain Repairs

Date 1/17/2025

Client

CNP UD
C/O MUNICIPAL ACCOUNTS AND CONSULTING
1281 BRITTMOORE ROAD
HOUSTON, TX 77043

Property

CNP UD

This proposal is for the repair of two of the fountains located in the dog parks. One in the large dog park and one in the small dog park.

Material Needed:

1 - VB III adjustable 1/8" FR

1 - 1/2" inline vacuum breaker

Default Group

Items	Quantity	Unit	Price/Unit	Price
Common Labor	8.00	Hr	\$75.00	\$600.00
Material	1.00	Lump Sum	\$262.25	\$262.25
Sales Tax:				\$0.00
Default Group:				\$862.25

Project Summary

Description	Price	Sales Tax	Total
Default Group	\$862.25	\$0.00	\$862.25
Project Total	\$862.25	\$0.00	\$862.25

Terms & Conditions

Champions Hydro Lawn, INC

CNP UD

By Cheyenne Evans 1/17/2025
 Cheyenne Evans Date
 cevans@champhydro.com

By _____ Date _____
 Printed Name

CNP UD - West Lents - Chicken Wire

Date 1/17/2025

Client

CNP UD
C/O MUNICIPAL ACCOUNTS AND CONSULTING
1281 BRITTMOORE ROAD
HOUSTON, TX 77043

Property

CNP UD

This proposal is to install chicken wire around the iron fence located at the small dog park to ensure the small dogs do not get out or go into the large dog park.

Material Needed -

Chicken wire rolls (2) 2'x25'

Default Group

Items	Quantity	Unit	Price/Unit	Price
Common Labor	20.00	Hr	\$50.00	\$1,000.00
Material	1.00	roll	\$187.20	\$187.20
			Sales Tax:	\$0.00
			Default Group:	\$1,187.20

Project Summary

Description	Price	Sales Tax	Total
Default Group	\$1,187.20	\$0.00	\$1,187.20
Project Total	\$1,187.20	\$0.00	\$1,187.20

Terms & Conditions

Champions Hydro Lawn, INC

CNP UD

By Cheyenne Evans 1/17/2025
 Cheyenne Evans Date
 cevans@champhydro.com

By _____ Date _____
 Printed Name _____

CNP UD - West Lents - Chain link fencing repair near Soccer Field

Date 1/17/2025

Client

CNP UD
C/O MUNICIPAL ACCOUNTS AND CONSULTING
1281 BRITTMOORE ROAD
HOUSTON, TX 77043

Property

CNP UD

This proposal is for the repair of 30 feet of fencing located near the soccer fields.

Material Needed -

Fencing Ties

Default Group

Items	Quantity	Unit	Price/Unit	Price
Common Labor	20.00	Hr	\$50.00	\$1,000.00
Material	1.00	Lump Sum	\$13.00	\$13.00
Sales Tax:				\$0.00
Default Group:				\$1,013.00

Project Summary

Description	Price	Sales Tax	Total
Default Group	\$1,013.00	\$0.00	\$1,013.00
Project Total	\$1,013.00	\$0.00	\$1,013.00

Terms & Conditions

Champions Hydro Lawn, INC

CNP UD

By Cheyenne Evans 1/17/2025
Cheyenne Evans Date

By _____ Date

cevans@champhydro.com

Printed Name

CNP UD - Lents West Iron Door Repairs at Large Dog Park

Date 1/15/2025
 Client CNP UD
 C/O MUNICIPAL ACCOUNTS AND CONSULTING
 1281 BRITTMOORE ROAD
 HOUSTON, TX 77043
 Property CNP UD

This proposal is for the repair of the hinges on four of the doors located at the dog parks.

Welding needs
 Material needs - Hinges (8)

Default Group

Items	Quantity	Unit	Price/Unit	Price
Common Labor	20.00	Hr	\$56.25	\$1,125.00
Material/Welding	8.00	ea	\$195.00	\$1,560.00
			Sales Tax:	\$0.00
			Default Group:	\$2,685.00

Project Summary

Description	Price	Sales Tax	Total
Default Group	\$2,685.00	\$0.00	\$2,685.00
Project Total	\$2,685.00	\$0.00	\$2,685.00

Terms & Conditions

Champions Hydro Lawn, INC

CNP UD

By Cheyenne Evans 1/15/2025

By _____ Date

Cheyenne Evans
 cevans@champhydro.com

Printed Name _____

CNP UD - Bolt, Washer, & Nut Replacements

Date 1/15/2025

Client	Property
CNP UD	CNP UD
C/O MUNICIPAL ACCOUNTS AND CONSULTING	
1281 BRITTMOORE ROAD	
HOUSTON, TX 77043	

This is for the replacement bolts, washers, and nuts for playground equipment.

Bolts 3/8 - 16 x 1 (pack of 25)

Washers (pack of 25)

Lock nuts (pack of 10)

Default Group

Items	Quantity	Unit	Price/Unit	Price
Bolts	4.00	Lump Sum	\$10.10	\$40.40
Washers	4.00	Lump Sum	\$5.16	\$20.64
Nuts	10.00	Lump Sum	\$5.94	\$59.40
Common Labor	15.00	Hr	\$50.00	\$750.00
			Sales Tax:	\$0.00
			Default Group:	\$870.44

Project Summary

Description	Price	Sales Tax	Total
Default Group	\$870.44	\$0.00	\$870.44
Project Total	\$870.44	\$0.00	\$870.44

Terms & Conditions

Champions Hydro Lawn, INC

CNP UD

By Cheyenne Evans 1/15/2025
Cheyenne Evans Date
cevans@champhydro.com

By _____ Date
Printed Name



Honesty | Efficiency | Transparency | Accountability | Continuity

MUNICIPAL TAX SERVICE, LLC

CNP UTILITY DISTRICT

FOR THE MONTH ENDING

December 31, 2024



MUNICIPAL TAX SERVICE,LLC

CNP UD – JUR 131
FOR THE PERIOD ENDING 12/31/2024

RECEIVABLES SUMMARY

2024 Balance Forward Levy at 10/31/24 FYE	\$2,786,799.61	
CAD Changes / Uncollectible	<u>\$12,305.45</u>	2,799,105.06
Outstanding Balance forward Prior Years (2023-2009) at 10/31/24 FYE	\$110,073.59	
CAD Changes / Uncollectible	<u>(\$14,086.67)</u>	95,986.92
Total Levy to be collected		2,895,091.98
Collection prior months (all years)	(\$59,939.32)	
2024 Taxes Collected net NSF & KR Refunds during current month	(\$327,908.48)	
Taxes Collected for Prior Years net NSF & KR Refunds during current month	<u>\$1,162.82</u>	(386,684.98)
Total Outstanding Balance		<u>2,508,407.00</u>

TAX ACCOUNT

Beginning Balance – Tax Account

352,510.92

Income

Taxes Collected current Year	\$328,246.76
Taxes Collected Prior Year	\$1,121.70
10% Rendition Penalty	\$238.60
Penalties & Interest	\$338.26
Collection Fee Paid	\$281.81
Overpayments	\$0.00
NSF or Reversals, Bank Charges	\$0.00
Escrow / Prepaid	<u>\$0.00</u>
	\$330,227.13

682,738.05

Expenses

CK # 2258 Ted A. Cox, P.C. - Attorney Fee Delinquent Collection (12/2024)	\$281.81
CK # 2259 CY Station 1960 LLC- Correction Roll 4 (TY 2024)	\$338.28
CK # 2260 Northden Holdings LTD- Correction Roll 16 (TY 2023)	\$2,259.87
CK # 2261 Zintel Public Relations LLC- Correction Roll 16, 28 (TY 2023, 2022)	\$20.14
CK # 2262 Cypress Creek Townoffices LTD- Correction Roll 64 (TY 2019)	\$4.51
CK # 2263 B & A Municipal Tax Service LLC - Inv. 131-387	\$3,284.20
CK # 2264 B & A Municipal Tax Service LLC - Inv. 131-388	<u>\$1,223.96</u>
	\$7,412.77

Ending Balance –Tax Account

675,325.28



MUNICIPAL TAX SERVICE,LLC

CNP UD – JUR 131

FOR THE PERIOD ENDING 12/31/2024

OUTSTANDING TAXES – YEAR TO DATE

TAX YEAR	BALANCE FORWARD @ 10/01/24	SUPPLEMENTS & CORRECTIONS CAD	UNCOLLECTIBLE	COLLECTIONS	OUTSTANDING TAXES	COLLECTIONS PERCENTAGE
2024	\$2,561,295.72	\$237,809.34	\$0.00	\$398,503.53	\$2,400,601.53	14.24%
2023	\$2,736,072.48	(\$14,755.14)	\$0.00	\$2,630,490.33	\$90,827.01	96.67%
2022	\$2,036,168.76	\$217.19	\$0.00	\$2,031,915.21	\$4,470.74	99.79%
2021	\$1,937,518.30	(\$3.06)	\$0.00	\$1,934,931.93	\$2,583.30	99.86%
2020	\$1,988,150.97	\$0.00	\$0.00	\$1,985,624.09	\$2,526.88	99.87%
2019	\$1,814,761.10	(\$4.51)	(\$36.18)	\$1,812,147.36	\$2,573.05	99.85%
2018	\$1,661,104.67	\$0.00	(\$1,469.61)	\$1,659,101.16	\$533.90	99.97%
2017	\$1,675,637.88	\$0.00	(\$3,743.24)	\$1,671,510.84	\$383.80	99.98%
2016	\$1,597,491.36	\$0.00	(\$3,162.03)	\$1,593,925.16	\$404.17	99.97%
2015	\$1,544,411.07	\$0.00	(\$1,065.21)	\$1,542,881.37	\$464.49	99.97%
2014	\$1,560,064.09	\$0.00	(\$521.48)	\$1,558,876.05	\$666.56	99.96%
2013	\$1,538,692.02	\$0.00	(\$1,173.10)	\$1,536,755.15	\$763.77	99.95%
2012	\$1,542,534.78	\$0.00	(\$4,141.25)	\$1,537,622.65	\$770.88	99.95%
2011	\$1,478,747.13	\$0.00	(\$3,854.74)	\$1,474,474.06	\$418.33	99.97%
2010	\$1,424,481.72	\$0.00	(\$1,550.55)	\$1,422,601.14	\$330.03	99.98%
2009	\$1,466,381.79	\$0.00	(\$12,822.21)	\$1,453,471.02	\$88.56	99.99%
					\$2,508,407.00	

EXEMPTIONS & TAX RATES

TAX YEAR	HOMESTEAD EXEMPTION	OVER 65 / DISABLED	M & O RATE	DEBT SERVICE RATE	CONTRACT TAX RATE	TOTAL RATE
2024	20.00%	15,000	0.00000	0.29000	0.00000	0.29000
2023	20.00%	15,000	0.00000	0.29000	0.00000	0.29000
2022	20.00%	15,000	0.00000	0.25500	0.00000	0.25500
2021	20.00%	15,000	0.00000	0.25800	0.00000	0.25800
2020	20.00%	15,000	0.00000	0.28000	0.00000	0.28000
2019	20.00%	15,000	0.00000	0.28000	0.00000	0.28000
2018	20.00%	15,000	0.00000	0.28000	0.00000	0.28000
2017	20.00%	15,000	0.00000	0.28000	0.00000	0.28000
2016	20.00%	15,000	0.00000	0.28000	0.00000	0.28000
2015	20.00%	15,000	0.00000	0.30000	0.00000	0.30000
2014	20.00%	15,000	0.00000	0.32000	0.00000	0.32000
2013	20.00%	15,000	0.00000	0.33000	0.00000	0.33000
2012	20.00%	15,000	0.00000	0.36000	0.00000	0.36000



MUNICIPAL TAX SERVICE, LLC

CNP UD – JUR 131
FOR THE PERIOD ENDING 12/31/2024

DISTRICT VALUES

TAX YEAR	LAND & IMPROVEMENTS	AG NET	PERSONAL PROPERTY	EXEMPTIONS	TOTAL VALUE	SR	KR
2024	828,239,816	0	192,625,713	55,656,880	965,208,649	4	4
2023	837,735,199	0	161,083,683	60,433,517	938,385,365	16	16
2022	695,615,496	2,132	146,576,705	43,611,591	798,582,742	28	28
2021	631,993,821	1,938	162,262,117	43,283,102	750,974,774	40	40
2020	618,377,683	1,938	134,248,505	42,574,250	710,053,876	52	52
2019	558,292,265	1,899	123,393,050	33,559,764	648,127,450	64	64
2018	518,896,194	1,899	111,795,896	37,442,406	593,251,583	74	74
2017	515,178,748	1,860	103,851,781	20,590,369	598,442,020	83	83
2016	492,815,377	1,841	95,417,159	17,701,834	570,532,543	85	85
2015	436,902,874	1,647	94,803,828	16,904,704	514,803,645	61	61
2014	408,543,751	1,822	95,342,777	16,368,373	487,519,977	67	67
2013	383,093,591	0	97,859,751	14,682,978	466,270,364	79	79
2012	359,660,695	0	82,013,489	13,192,246	428,481,938	89	89



MUNICIPAL TAX SERVICE, LLC

CNP UD – JUR 131
FOR THE PERIOD ENDING 12/31/2024

PROFIT & LOSS

CURRENT MONTH
12/01/24 - 12/31/24

FISCAL YEAR
11/01/24 - 12/31/2024

BEGINNING BALANCE	372,477.57	305,141.81
INCOME		
10% Rendition Penalty	238.60	2,692.44
NSF Fee Collected	0.00	0.00
Dealer Inventory Tax (SIT Overages)	0.00	0.00
Prepaid/ Escrow Payments	0.00	0.00
Collection Fee	281.81	306.44
Earned Interest	0.00	0.00
Title Search Fees	0.00	0.00
Overpayments	0.00	3.41
Penalty & Interest	338.26	373.46
Taxes Collected	329,368.46	400,043.46
Total Income	330,227.13	403,419.21
EXPENSES		
Audit/Records	0.00	0.00
Affidavits / Certified Tax Statements	30.00	45.00
Bond Premium	0.00	0.00
CAD Fees	3,938.00	3,938.00
Certificate of Value	0.00	0.00
Copies	154.20	306.40
Correction Roll Refunds	10,735.68	11,190.04
Rendition Refunds	0.00	0.00
Continuing Disclosure	0.00	0.00
Delinquent Tax Attorney Assistance	0.00	15.00
Delinquent Tax Attorney Expense	128.19	459.29
Delinquent Tax Attorney Fee	24.63	388.23
Estimate of Value	0.00	0.00
FA Assistance	0.00	0.00
Processing / tracking of Installments	21.25	42.50
Unclaimed Property Processing	0.00	0.00
Legal Notices	0.00	847.90
Mailing & Handling	1,006.48	1,019.50
Maps	0.00	0.00
Meeting Travel & Mileage	216.35	372.70
Overpayment Refund	0.00	0.00
Public Hearing	650.00	650.00
Research	0.00	0.00
Records Management	22.98	45.59
Rendition 5% to CAD	0.00	0.00
Rendition Refunds	107.29	107.29
Roll Update & Processing	65.00	647.50
Supplies	0.00	14.83
Tax Assessor Collector Fee – AB	2,866.60	5,733.20
Tax Rate Preparation & Calculation	0.00	0.00
Transfer to Debt Service	0.00	0.00
	19,966.65	25,822.97
ENDING BALANCE	682,738.05	682,738.05



MUNICIPAL TAX SERVICE, LLC

CNP UD – JUR 131
FOR THE PERIOD ENDING 12/31/2024

YEAR TO YEAR COMPARISON

	2024	%		2023	%	VARIANCE
October	\$0.00	0.00%		\$0.00	0.00%	0.00%
November	\$70,595.05	2.54%		\$40,665.02	1.44%	1.10%
December	\$328,246.76	14.24%		\$416,811.91	16.13%	-1.89%
January				\$2,007,745.73	86.77%	
February				\$243,773.56	95.12%	
March				\$12,563.00	95.21%	
April				\$8,955.00	95.49%	
May				\$8,991.78	96.38%	
June				\$197.49	96.39%	
July				\$117.44	96.38%	
August				\$4,318.62	96.51%	
September				\$1,084.30	96.54%	

MONTHLY COLLECTIONS

2024	2023	2022	2021	2020	2019
\$328,246.76	\$1,048.83	\$0.00	\$0.00	\$0.00	\$72.87
2018	2017	2016	2015	2014	
\$0.00	\$0.00	\$0.00	\$0.00	\$0.00	



MUNICIPAL TAX SERVICE,LLC

CNP UTILITY DISTRICT
FOR THE PERIOD ENDING 12/20/2024

PLEDGED SECURITIES REPORT

SECURITIES PLEDGED AT 105% OVER FDIC INSURED \$250,000

COLLATERAL SECURITY AGREEMENT ON FILE : YES

TAX BANK ACCOUNT HELD AT: WELLS FARGO / BANK OF NEW YORK MELLON

COLLATERAL SECURITY REQUIRED: \$1,967,569.42

TYPE OF PLEDGED INVESTMENT: 01BZII
01CBEW

IN COMPLIANCE W/ DISTRICT INVESTMENT POLICY: YES

STATE OF TEXAS §

COUNTY OF HARRIS §

Avik Bonnerjee, being duly sworn, says that he is the Tax Assessor-Collector for the above named District and the foregoing contains a true and correct report accounting for all taxes collected for said District during the month therein stated.




Avik Bonnerjee, RTA

SWORN TO AND SUBSCRIBED BEFORE ME, this 1st day of January 2025.



Rebecca Brewer
Notary Public, State of Texas
Notary ID #1258819



My Commission Expires March 1, 2028

CNP UD
Deposits Report
For Dates 12/1/2024 thru 12/31/2024

Bank	Deposit Date	Deposit No	Ck/Cash	CC	WACH	Deposit Amount
WELLS FARGO BANK	12/2/2024	20240237	2	0	0	2,501.74
	12/2/2024	20240239	1	0	0	1,531.02
	12/3/2024	20240240	1	0	0	95.40
	12/3/2024	20240241	0	2	0	46.25
	12/3/2024	20240242	0	0	1	109.82
	12/9/2024	20240243	0	2	0	74.68
	12/9/2024	20240244	0	0	2	3,131.18
	12/9/2024	20240245	4	0	0	2,570.13
	12/9/2024	20240246	0	0	3	3,831.83
	12/9/2024	20240247	1	0	0	13.86
	12/10/2024	20240248	2	0	0	14.72
	12/10/2024	20240249	1	0	0	188.50
	12/10/2024	20240250	7	0	0	118,052.53
	12/11/2024	20240251	0	1	0	29.84
	12/11/2024	20240252	0	0	3	16,777.44
	12/12/2024	20240253	1	0	0	2,002.49
	12/12/2024	20240254	4	0	0	692.51
	12/13/2024	20240255	1	0	0	70.74
	12/16/2024	20240256	1	0	0	643.80
	12/16/2024	20240257	1	0	0	36.11
	12/16/2024	20240258	0	0	1	4,437.00
	12/18/2024	20240259	0	0	2	2,253.48
	12/18/2024	20240260	2	0	0	776.19
	12/18/2024	20240261	1	0	0	0.00
	12/18/2024	20240262	1	0	0	1,500.00
	12/19/2024	20240263	1	0	0	3,688.80
	12/19/2024	20240264	1	0	0	0.00
	12/19/2024	20240265	2	0	0	0.00
	12/19/2024	20240266	1	0	0	0.00
	12/22/2024	20240267	0	0	1	60.73
	12/22/2024	20240268	0	0	5	5,888.54
	12/23/2024	20240269	3	0	0	5,724.82
	12/26/2024	20240270	0	0	1	465.82
	12/26/2024	20240271	4	0	0	26,277.61
	12/26/2024	20240272	9	0	0	14,615.69
	12/27/2024	20240273	0	0	1	165.44
	12/27/2024	20240274	2	0	0	17,898.95
	12/30/2024	20240275	1	0	0	44.90
	12/30/2024	20240276	1	0	0	34.12
	12/30/2024	20240277	2	0	0	207.03
	12/30/2024	20240278	2	0	0	91,375.57
	12/31/2024	20240279	0	0	1	241.91
	12/31/2024	20240280	0	1	0	164.48
	12/31/2024	20240281	1	0	0	1,623.60
	12/30/2024	20240282	1	0	0	343.15
	12/31/2024	20240283	0	0	1	24.71
Total Deposits		46	62	6	22	330,227.13

GL Account Summary	2024	2023	2022	2019	Total Report
Taxes Paid	327,908.48	-1,221.76	-9.42	68.36	326,745.66
Penalties Paid	231.31			7.29	238.60
P&I Paid		281.35		56.91	338.26
Coll Fee Paid		254.40		27.41	281.81
Refund	338.28	2,270.59	9.42	4.51	2,622.80
	328,478.07	1,584.58	0.00	164.48	330,227.13

pd cv# 2258 11/25

2024 TAX RECEIPT

CNP UTILITY DISTRICT
 AVIK BONNERJEE, TAX ASSESSOR COLLECTOR
 13333 NORTHWEST FREEWAY, SUITE 620
 HOUSTON, TX 77040

Hours: MON - THU 8 - 4 FRI 8 - 12
 Web: WWW.BAMUNITAX.COM

Phone: 713-900-2680
 Fax: 713-900-2685

Jur No	Stmt Date	Delinquent Date	Receipt No
131	1/9/2025	2/1/2025	635

Account No [REDACTED]

TAXES ARE DUE UPON RECEIPT. TAXES WILL BECOME DELINQUENT AFTER January 31, 2025. PAYMENT MUST BE POSTMARKED BEFORE DELINQUENT DATE TO AVOID ADDITIONAL PENALTIES AND INTEREST.

Taxes that remain delinquent on July 01, 2025 will incur an additional penalty to defray costs of collection per Section 33.07,33.08 and/or 33.11 of the Texas Property Tax Code.

Please contact the Appraisal District concerning any corrections in appraised value, ownership, address changes or any application for exemptions.
 Harris County Appraisal District
 www.hcad.org 713-957-7800

Owner Name and Address

[REDACTED]

Appraised Values		Property Information	Comparisons of the last six (6) years					
Improvement	1,111,805	RES A1-B (RES A PER PLAT) CYPRESS STA & FM 1960 MOBIL CYPRESS STATION SEC 2 Acreage: 1.01500 F1	Year	Appraised	Taxable	Rate	Taxes	% Change
Land Value	663,195		2024	1,775,000	1,775,000	0.290000	5,147.50	10.94%
			2023	1,600,000	1,600,000	0.290000	4,640.00	29.97%
			2022	1,400,000	1,400,000	0.255000	3,570.00	-0.05%
			2021	1,384,400	1,384,400	0.258000	3,571.75	-3.75%
		2020	1,325,337	1,325,337	0.280000	3,710.94	0.69%	
		2019	1,316,255	1,316,255	0.280000	3,685.51	0.59%	
			% Change between 2024 and 2019					
			34.85%	34.85%	3.57%	39.67%		
100% Assessed Value	1,775,000	Service Address	Taxable Value	Tax Rate		Tax Levy		
		[REDACTED]	1,775,000	0.290000 per \$100		5,147.50		
Taxing Unit		Less Exemptions						
CNP UD								
IF YOU ARE 65 YEARS OF AGE OR OLDER OR ARE DISABLED AND THE PROPERTY DESCRIBED IN THIS DOCUMENT IS YOUR RESIDENCE HOMESTEAD, YOU SHOULD CONTACT THE APPRAISAL DISTRICT REGARDING ANY ENTITLEMENT YOU MAY HAVE TO A POSTPONEMENT IN THE PAYMENT OF THESE TAXES.							Current Taxes Due	5,147.50

Payment Date	Due Before Payment	Paid By	Taxes Paid	CAD Penalties Paid	P & I Paid	Atty Fee Paid	Other Paid	Total Payment
11/12/2024	5,485.78	[REDACTED]	5,485.78	0.00	0.00	0.00	0.00	5,485.78
12/19/2024	0.00	[REDACTED]	-338.28	0.00	0.00	0.00	0.00	0.00
CORRECTION ROLL 4								
Pd CK# 2259 11/1/25								
2024 Paid in Full							Total Paid	5,485.78

2023 TAX RECEIPT

CNP UTILITY DISTRICT
 AVIK BONNERJEE, TAX ASSESSOR COLLECTOR
 13333 NORTHWEST FREEWAY, SUITE 620
 HOUSTON, TX 77040

Hours: MON - THU 8 - 4 FRI 8 - 12
 Web: WWW.BAMUNITAX.COM

Phone: 713-900-2680
 Fax: 713-900-2685

Jur No	Stmnt Date	Delinquent Date	Receipt No
131	1/9/2025	2/1/2024	295

Account No [REDACTED]

TAXES ARE DUE UPON RECEIPT. TAXES WILL BECOME DELINQUENT AFTER January 31, 2024. PAYMENT MUST BE POSTMARKED BEFORE DELINQUENT DATE TO AVOID ADDITIONAL PENALTIES AND INTEREST.

Taxes that remain delinquent on July 02, 2024 will incur an additional penalty to defray costs of collection per Section 33.07, 33.08 and/or 33.11 of the Texas Property Tax Code.

Please contact the Appraisal District concerning any corrections in appraised value, ownership, address changes or any application for exemptions.
 Harris County Appraisal District
 www.hcad.org 713-957-7800

Owner Name and Address

[REDACTED]

Appraised Values		Property Information		Comparisons of the last six (6) years						
Improvement Land Value	3,364,989	RES B & B4-A CYPRESS STATION SEC 1	Acreage: 5.36210	F1	Year	Appraised	Taxable	Rate	Taxes	% Change
	2023				5,000,000	5,000,000	0.290000	14,500.00	10.19%	
	1,635,011				2022	5,160,465	5,160,465	0.255000	13,159.19	-1.16%
					2021	5,160,465	5,160,465	0.258000	13,314.00	-7.86%
					2020	5,160,465	5,160,465	0.280000	14,449.30	14.68%
					2019	4,500,000	4,500,000	0.280000	12,600.00	0.00%
					2018	4,500,000	4,500,000	0.280000	12,600.00	-14.29%
					% Change between 2023 and 2018					
						11.11%	11.11%	3.57%	15.08%	

100% Assessed Value	Taxing Unit	Less Exemptions	Taxable Value	Tax Rate	Tax Levy
5,000,000	CNP UD		5,000,000	0.290000 per \$100	14,500.00

IF YOU ARE 65 YEARS OF AGE OR OLDER OR ARE DISABLED AND THE PROPERTY DESCRIBED IN THIS DOCUMENT IS YOUR RESIDENCE HOMESTEAD, YOU SHOULD CONTACT THE APPRAISAL DISTRICT REGARDING ANY ENTITLEMENT YOU MAY HAVE TO A POSTPONEMENT IN THE PAYMENT OF THESE TAXES.

Current Taxes Due	14,500.00

Payment Date	Due Before Payment	Paid By	Taxes Paid	CAD Penalties Paid	P & I Paid	Atty Fee Paid	Other Paid	Total Payment	
01/28/2024	16,759.87	[REDACTED]	16,759.87	0.00	0.00	0.00	0.00	16,759.87	
12/19/2024	0.00	[REDACTED]	-2,259.87	0.00	0.00	0.00	0.00	0.00	
CORRECTION ROLL									
<div style="display: flex; justify-content: space-around; align-items: center;"> 16 (\$2,259.87) </div>									
Pd OK# 2260 1/11/25									
2023 Paid in Full							Total Paid	16,759.87	

2023 TAX RECEIPT

CNP UTILITY DISTRICT
 AVIK BONNERJEE, TAX ASSESSOR COLLECTOR
 13333 NORTHWEST FREEWAY, SUITE 620
 HOUSTON, TX 77040

Hours: MON - THU 8 - 4 FRI 8 - 12
 Web: WWW.BAMUNITAX.COM

Phone: 713-900-2680
 Fax: 713-900-2685

Jur No	Stmnt Date	Delinquent Date	Receipt No
131	1/9/2025	2/1/2024	655

Account No [REDACTED]

TAXES ARE DUE UPON RECEIPT. TAXES WILL BECOME DELINQUENT AFTER January 31, 2024. PAYMENT MUST BE POSTMARKED BEFORE DELINQUENT DATE TO AVOID ADDITIONAL PENALTIES AND INTEREST.

Taxes that remain delinquent on April 02, 2024 will incur an additional penalty to defray costs of collection per Section 33.07, 33.08 and/or 33.11 of the Texas Property Tax Code.

Please contact the Appraisal District concerning any corrections in appraised value, ownership, address changes or any application for exemptions.
 Harris County Appraisal District
 www.hcad.org 713-957-7800

Owner Name and Address
 [REDACTED]

Appraised Values		Property Information				
Personal Property	0	Business Personal Property CMP F&F M&E SUP				
			L1			
		Service Address				
100% Assessed Value	0					
Taxing Unit	Less Exemptions	Taxable Value	Tax Rate	Tax Levy		
CNP UD		0	0.290000 per \$100		0.00	
				Current Taxes Due	0.00	

Payment Date	Due Before Payment	Paid By	Taxes Paid	CAD Penalties Paid	P & I Paid	Atty Fee Paid	Other Paid	Total Payment
11/30/2023	10.72	[REDACTED]	10.72	0.00	0.00	0.00	0.00	10.72
12/19/2024	0.00	[REDACTED]	-10.72	0.00	0.00	0.00	0.00	0.00
<p>.....-P -P 2023 10.72+ 2022 9.42+ 20.14*</p> <p>CORRECTION ROLL <u>16</u></p> <p>< \$10.72 ></p> <p>Pd CK # 2261 1/11/25</p>								
2023 Paid in Full							Total Paid	10.72

2022 TAX RECEIPT

CNP UTILITY DISTRICT
 AVIK BONNERJEE, TAX ASSESSOR COLLECTOR
 13333 NORTHWEST FREEWAY, SUITE 620
 HOUSTON, TX 77040

Hours: MON - THU 8 - 4 FRI 8 - 12
 Web: WWW.BAMUNITAX.COM

Phone: 713-900-2680
 Fax: 713-900-2685

Jur No	Stmt Date	Delinquent Date	Receipt No
131	1/9/2025	2/1/2023	656


Account No [REDACTED]

TAXES ARE DUE UPON RECEIPT. TAXES WILL BECOME DELINQUENT AFTER January 31, 2023. PAYMENT MUST BE POSTMARKED BEFORE DELINQUENT DATE TO AVOID ADDITIONAL PENALTIES AND INTEREST.

Taxes that remain delinquent on April 01, 2023 will incur an additional penalty to defray costs of collection per Section 33.07, 33.08 and/or 33.11 of the Texas Property Tax Code.

Please contact the Appraisal District concerning any corrections in appraised value, ownership, address changes or any application for exemptions.
 Harris County Appraisal District
 www.hcad.org 713-957-7800

Owner Name and Address



Appraised Values	Property Information
------------------	----------------------

Personal Property	0 Business Personal Property CMP F&F M&E SUP	L1
-------------------	---	----

Service Address [REDACTED]

100% Assessed Value	C [REDACTED]
---------------------	--------------

Taxing Unit	Less Exemptions	Taxable Value	Tax Rate	Tax Levy
CNP UD		0	0.255000 per \$100	0.00

			Current Taxes Due	0.00

Payment Date	Due Before Payment	Paid By	Taxes Paid	CAD Penalties Paid	P & I Paid	Atty Fee Paid	Other Paid	Total Payment
01/03/2023	9.42	[REDACTED]	9.42	0.00	0.00	0.00	0.00	9.42
12/19/2024	0.00	[REDACTED]	-9.42	0.00	0.00	0.00	0.00	0.00

CORRECTION ROLL
 28

(\$9.42)

pd ck # 2261

1/1/25

2022 Paid in Full							Total Paid	9.42
--------------------------	--	--	--	--	--	--	-------------------	-------------

2019 TAX RECEIPT

CNP UTILITY DISTRICT
 AVIK BONNERJEE, TAX ASSESSOR COLLECTOR
 13333 NORTHWEST FREEWAY, SUITE 620
 HOUSTON, TX 77040

Hours: MON - THU 8 - 4 FRI 8 - 12
 Web: WWW.BAMUNITAX.COM

Phone: 713-900-2680
 Fax: 713-900-2685

Jur No	Stmnt Date	Delinquent Date	Receipt No
131	1/9/2025	2/1/2020	1

Account No [REDACTED]

TAXES ARE DUE UPON RECEIPT. TAXES WILL BECOME DELINQUENT AFTER January 31, 2020. PAYMENT MUST BE POSTMARKED BEFORE DELINQUENT DATE TO AVOID ADDITIONAL PENALTIES AND INTEREST.

Taxes that remain delinquent on July 01, 2020 will incur an additional penalty to defray costs of collection per Section 33.07, 33.08 and/or 33.11 of the Texas Property Tax Code.

Please contact the Appraisal District concerning any corrections in appraised value, ownership, address changes or any application for exemptions.
 Harris County Appraisal District
 www.hcad.org 713-957-7800

Owner Name and Address

[REDACTED]

Appraised Values		Property Information	Comparisons of the last six (6) years					
Land Value	1,612	TRS 35 36 36L 36N & 36P ABST 315 D HARMON	Year	Appraised	Taxable	Rate	Taxes	% Change
			2019	1,612	0	0.280000	0.00	0.00%
			2018	1,612	0	0.280000	0.00	0.00%
			2017	1,612	0	0.280000	0.00	N/A
			N/A	N/A	N/A	N/A	N/A	N/A
			N/A	N/A	N/A	N/A	N/A	N/A
			N/A	N/A	N/A	N/A	N/A	N/A
			% Change between 2019 and 2017					
			0.00%	0.00%	0.00%	0.00%	0.00%	

100% Assessed Value	1,612	Service Address	Taxable Value	Tax Rate	Tax Levy
		[REDACTED]	0	0.280000 per \$100	0.00

Taxing Unit	Less Exemptions	Current Taxes Due
CNP UD	Total Exempt 1,612	0.00

IF YOU ARE 65 YEARS OF AGE OR OLDER OR ARE DISABLED AND THE PROPERTY DESCRIBED IN THIS DOCUMENT IS YOUR RESIDENCE HOMESTEAD, YOU SHOULD CONTACT THE APPRAISAL DISTRICT REGARDING ANY ENTITLEMENT YOU MAY HAVE TO A POSTPONEMENT IN THE PAYMENT OF THESE TAXES

Payment Date	Due Before Payment	Paid By	Taxes Paid	CAD Penalties Paid	P & I Paid	Atty Fee Paid	Other Paid	Total Payment
01/22/2020	4.51	[REDACTED]	4.51	0.00	0.00	0.00	0.00	4.51
12/18/2024	0.00	[REDACTED]	-4.51	0.00	0.00	0.00	0.00	0.00
CORRECTION ROLL 604								
Pd 06/22/2022								11/25
2019 Paid in Full							Total Paid	4.51



MUNICIPAL TAX SERVICE, LLC

Invoice

Date	Invoice #
1/1/2025	131-387

Bill To
CNP Utility District B&A Municipal Tax Service LLC 13333 Northwest Freeway Suite 620 Houston, TX 77040

Description	Unit Count	Rate	Amount
Avik Bonnerjee, RTA - Tax Assessor Collector Fee January 2025.		2,866.60	2,866.60
2024 Additional Unit Count Invoiced 2025	464	0.90	417.60
Thank you for your business.		Total	\$3,284.20

Pd CK# 2263 1/1/25

Invoice



MUNICIPAL TAX SERVICE, LLC

Date	Invoice #
1/1/2025	131-388

Bill To
CNP Utility District B&A Municipal Tax Service LLC 13333 Northwest Freeway Suite 620 Houston, TX 77040

Description	Unit Count	Rate	Amount
Copies	606	0.20	121.20
Postage, Mailing, and Handling (5)		4.55	4.55
Roll Update & Processing Hrs. (October & November 2024)		290.00	290.00
Statement Mailing & Handling: 3308 Quarterly Notices - 3rd Qtr July-September 2024	0.25	75.00	18.75
Statement Mailing and Handling (DMR-thru SR/KR 3)		41.67	41.67
Statement Mailing & Handling (Agents thru SR/KR 3)	0.25	75.00	18.75
Records Retention		12.69	12.69
Records Retention: Annual Fee		500.00	500.00
Meeting Travel Time/Mileage/Time (November 2024)		216.35	216.35
Thank you for your business.		Total	\$1,223.96

Pd cx# 2264 1/1/25

Account No/Name/Address Cad No/Property Descr.

Over 65 No
Veteran No
Installment Code N

Year	Stmt Date	Delq Date	Code	Taxes	Penalties	Payments	Due Dec, 2024		Due Jan, 2025		Due Feb, 2025	
							Del. P&I	Due	Del. P&I	Due	Del. P&I	Due
2023	11/15/2023	2/1/2024		1.66	0.00	0.00	0.79	2.45	0.81	2.47	0.84	2.50

Over 65 No
Veteran No
Installment Code N

Year	Stmt Date	Delq Date	Code	Taxes	Penalties	Payments	Due Dec, 2024		Due Jan, 2025		Due Feb, 2025	
							Del. P&I	Due	Del. P&I	Due	Del. P&I	Due
2021	9/30/2021	2/1/2022		1.90	0.19	0.00	1.59	3.68	1.62	3.71	1.64	3.73

Over 65 No
Veteran No
Installment Code N

Year	Stmt Date	Delq Date	Code	Taxes	Penalties	Payments	Due Dec, 2024		Due Jan, 2025		Due Feb, 2025	
							Del. P&I	Due	Del. P&I	Due	Del. P&I	Due
2021	11/16/2022	1/3/2023		3.56	0.36	3.56	0.23	0.59	0.23	0.59	0.24	0.60
	Payment Date	Payment Amt	Escrow	Taxes	Penalties	Del. P&I	Atty Fees	Other Fees	Refund			
	12/14/2021	3.92	0.00	0.00	3.56	0.36	0.00	0.00	0.00	0.00		
	2/22/2022	0.00	0.00	0.00	0.00	-0.36	0.00	0.00	0.00	0.36		
	3/1/2022	-0.36	0.00	0.00	0.00	0.00	0.00	0.00	0.00	-0.36		

Over 65 No
Veteran No
Installment Code N

Year	Stmt Date	Delq Date	Code	Taxes	Penalties	Payments	Due Dec, 2024		Due Jan, 2025		Due Feb, 2025	
							Del. P&I	Due	Del. P&I	Due	Del. P&I	Due
2022	10/21/2022	2/1/2023		45.14	4.51	0.00	30.79	80.44	31.37	81.02	31.97	81.62
2021	9/30/2021	2/1/2022		45.67	4.57	0.00	38.38	88.62	38.99	89.23	39.59	89.83
2020	10/15/2020	2/2/2021		49.56	4.96	0.00	49.51	104.03	50.16	104.68	50.82	105.34
Totals				140.37	14.04	0.00	118.68	273.09	120.52	274.93	122.38	276.79

Over 65 No
Veteran No
Installment Code N

Year	Stmt Date	Delq Date	Code	Taxes	Penalties	Payments	Due Dec, 2024		Due Jan, 2025		Due Feb, 2025	
							Del. P&I	Due	Del. P&I	Due	Del. P&I	Due
2023	11/15/2023	2/1/2024		35.79	3.58	0.00	18.75	58.12	19.21	58.58	19.68	59.05
2022	10/21/2022	2/1/2023		30.51	3.05	0.00	20.81	54.37	21.21	54.77	21.62	55.18
Totals				66.30	6.63	0.00	39.56	112.49	40.42	113.35	41.30	114.23

Over 65 No
Veteran No
Installment Code N

Year	Stmt Date	Delq Date	Code	Taxes	Penalties	Payments	Due Dec, 2024		Due Jan, 2025		Due Feb, 2025	
							Del. P&I	Due	Del. P&I	Due	Del. P&I	Due
2021	12/15/2021	2/1/2022		7.03	0.70	0.00	5.90	13.63	6.00	13.73	6.09	13.82
2020	10/15/2020	2/2/2021	L	8.47	0.85	0.00	8.46	17.78	8.57	17.89	8.69	18.01
Lawsuit: 6/7/2021												
2019	10/18/2019	2/1/2020	L	9.41	0.94	0.00	10.89	21.24	11.01	21.36	11.14	21.49
Lawsuit: 6/7/2021												
2018	10/18/2018	2/1/2019	L	10.46	1.05	0.00	13.76	25.27	13.91	25.42	14.04	25.55
Lawsuit: 6/7/2021												
2017	10/20/2017	2/1/2018	L	11.62	1.16	0.00	17.12	29.90	17.28	30.06	17.44	30.22
Lawsuit: 6/7/2021												
2016	10/20/2016	2/1/2017	L	36.16	3.62	0.00	59.03	98.81	59.51	99.29	59.99	99.77

Account No/Name/Address				Cad No/Property Descr.								
2015	10/15/2015	2/2/2016	L	43.05	4.30	0.00	77.09	124.44	77.65	125.00	78.22	125.57
Lawsuit: 6/7/2021												
2014	10/17/2014	2/3/2015	L	51.02	5.10	0.00	99.45	155.57	100.12	156.24	100.79	156.91
Lawsuit: 6/7/2021												
2013	10/17/2013	2/1/2014	L	58.46	5.85	0.00	123.21	187.52	123.99	188.30	124.76	189.07
Lawsuit: 6/7/2021												
2012	10/18/2012	2/1/2013	L	70.86	7.09	0.00	160.57	238.52	161.51	239.46	162.45	240.40
Lawsuit: 6/7/2021												
2011	10/22/2011	2/1/2012	L	78.73	7.87	0.00	190.86	277.46	191.91	278.51	192.94	279.54
Lawsuit: 6/15/2012												
2010	10/1/2010	2/1/2011	L	87.48	8.75	0.00	225.95	322.18	227.10	323.33	228.26	324.49
Lawsuit: 9/7/2011												
2009	10/1/2009	2/1/2010	L	88.56	8.86	0.00	242.77	340.19	243.94	341.36	245.11	342.53
Lawsuit: 9/7/2011												
								1,852.51	1,242.50	1,859.95	1,249.92	1,867.37

Over 65
Veteran
Installment Code

No
No
I

Year	Stmt Date	Delq Date	Code	Taxes	Penalties	Payments	Due Dec, 2024		Due Jan, 2025		Due Feb, 2025	
							Del. P&I	Due	Del. P&I	Due	Del. P&I	Due
2023	10/30/2023	2/1/2024		8,385.49	0.00	4,500.00	2,569.30	7,966.98	2,634.06	8,031.74	2,698.84	8,096.52
				Escrow	Taxes	Penalties	Del. P&I	Atty Fees	Other Fees	Refund		
Payment Date				Payment Amt								
9/27/2024				1,500.00	0.00	1,041.67	0.00	208.33	250.00	0.00	0.00	0.00
10/31/2024				1,500.00	0.00	968.23	0.00	281.77	250.00	0.00	0.00	0.00
12/18/2024				1,500.00	0.00	977.91	0.00	272.09	250.00	0.00	0.00	0.00

600
Over 65
Veteran
Installment Code

No
No
N

Year	Stmt Date	Delq Date	Code	Taxes	Penalties	Payments	Due Dec, 2024		Due Jan, 2025		Due Feb, 2025	
							Del. P&I	Due	Del. P&I	Due	Del. P&I	Due
2023	10/30/2023	2/1/2024		94,271.86	0.00	52,530.00	19,869.13	61,610.99	20,370.03	62,111.89	20,870.92	62,612.78
Payment Date				Payment Amt	Escrow	Taxes	Penalties	Del. P&I	Atty Fees	Other Fees	Refund	
2/14/2024				52,530.00	0.00	52,530.00	0.00	0.00	0.00	0.00	0.00	0.00

600
Over 65
Veteran
Installment Code

No
No
N

Year	Stmt Date	Delq Date	Code	Taxes	Penalties	Payments	Due Dec, 2024		Due Jan, 2025		Due Feb, 2025	
							Del. P&I	Due	Del. P&I	Due	Del. P&I	Due
2023	5/25/2024	2/1/2024		11,890.00	0.00	0.00	5,659.64	17,549.64	5,802.32	17,692.32	5,945.00	17,835.00

Over 65
Veteran
Installment Code

No
No
N

Year	Stmt Date	Delq Date	Code	Taxes	Penalties	Payments	Due Dec, 2024		Due Jan, 2025		Due Feb, 2025	
							Del. P&I	Due	Del. P&I	Due	Del. P&I	Due
2023	10/30/2023	2/1/2024	L	675.38	0.00	0.00	321.48	996.86	329.58	1,004.96	337.68	1,013.06
Lawsuit: 10/29/2024												

Over 65
Veteran
Installment Code

No
No
N

Year	Stmt Date	Delq Date	Code	Taxes	Penalties	Payments	Due Dec, 2024		Due Jan, 2025		Due Feb, 2025	
							Del. P&I	Due	Del. P&I	Due	Del. P&I	Due
2023	10/30/2023	2/1/2024	L	675.38	0.00	0.00	321.48	996.86	329.58	1,004.96	337.68	1,013.06
Lawsuit: 9/25/2023												
2022	10/21/2022	2/1/2023	L	588.00	0.00	0.00	364.56	952.56	371.62	959.62	378.67	966.67
Lawsuit: 9/25/2023												
Totals				1,263.38	0.00	0.00	686.04	1,949.42	701.20	1,964.58	716.35	1,979.73

Account No/Name/Address

Cad No/Property Descr.

Over 65
Veteran
Installment Code

No
No
N

Year	Stmt Date	Delq Date	Code	Taxes	Penalties	Payments	Due Dec, 2024		Due Jan, 2025		Due Feb, 2025	
							Del. P&I	Due	Del. P&I	Due	Del. P&I	Due
2023	10/30/2023	2/1/2024	L	675.38	0.00	127.00	321.48	996.86	329.58	1,004.96	337.68	1,013.06
Lawsuit: 9/25/2023												
Payment Date		Payment Amt		Escrow	Taxes	Penalties	Del. P&I	Atty Fees	Other Fees	Refund		
7/24/2024		127.00		0.00	0.00	0.00	0.00	0.00	127.00	0.00		
2022	10/21/2022	2/1/2023	L	588.00	0.00	0.00	364.56	952.56	371.62	959.62	378.67	966.67
Lawsuit: 9/25/2023												
Totals				1,263.38	0.00	0.00	686.04	1,949.42	701.20	1,964.58	716.35	1,979.73

44000

Over 65
Veteran
Installment Code

No
No
N

Year	Stmt Date	Delq Date	Code	Taxes	Penalties	Payments	Due Dec, 2024		Due Jan, 2025		Due Feb, 2025	
							Del. P&I	Due	Del. P&I	Due	Del. P&I	Due
2023	10/30/2023	2/1/2024		110,876.01	0.00	91,837.20	9,062.48	28,101.29	9,290.93	28,329.74	9,519.40	28,558.21
Payment Date		Payment Amt		Escrow	Taxes	Penalties	Del. P&I	Atty Fees	Other Fees	Refund		
1/5/2024		91,837.20		0.00	91,837.20	0.00	0.00	0.00	0.00	0.00		

Over 65
Veteran
Installment Code

No
No
N

Year	Stmt Date	Delq Date	Code	Taxes	Penalties	Payments	Due Dec, 2024		Due Jan, 2025		Due Feb, 2025	
							Del. P&I	Due	Del. P&I	Due	Del. P&I	Due
2023	10/30/2023	2/1/2024	L	114.72	11.47	0.00	60.06	186.25	61.59	187.78	63.10	189.29
Lawsuit: 6/21/2024												
2022	10/21/2022	2/1/2023	L	100.67	10.07	0.00	68.66	179.40	69.99	180.73	71.31	182.05
Lawsuit: 6/21/2024												
Totals				215.39	21.54	0.00	128.72	365.65	131.58	368.51	134.41	371.34

Over 65
Veteran
Installment Code

No
No
N

Year	Stmt Date	Delq Date	Code	Taxes	Penalties	Payments	Due Dec, 2024		Due Jan, 2025		Due Feb, 2025	
							Del. P&I	Due	Del. P&I	Due	Del. P&I	Due
2020	10/15/2020	2/2/2021		49.14	4.91	0.00	49.08	103.13	49.73	103.78	50.37	104.42
2019	10/18/2019	2/1/2020		49.14	4.91	0.00	56.87	110.92	57.51	111.56	58.16	112.21
Totals				98.28	9.82	0.00	105.95	214.05	107.24	215.34	108.53	216.63

Over 65
Veteran
Installment Code

No
No
N

Year	Stmt Date	Delq Date	Code	Taxes	Penalties	Payments	Due Dec, 2024		Due Jan, 2025		Due Feb, 2025	
							Del. P&I	Due	Del. P&I	Due	Del. P&I	Due
2018	12/20/2019	2/1/2020		111.45	11.14	0.00	128.97	251.56	130.43	253.02	131.91	254.50

Over 65
Veteran
Installment Code

No
No
N

Year	Stmt Date	Delq Date	Code	Taxes	Penalties	Payments	Due Dec, 2024		Due Jan, 2025		Due Feb, 2025	
							Del. P&I	Due	Del. P&I	Due	Del. P&I	Due
2023	10/30/2023	2/1/2024		31.80	3.18	0.00	16.66	51.64	17.08	52.06	17.48	52.46
2022	10/21/2022	2/1/2023		27.96	2.80	0.00	19.08	49.84	19.44	50.20	19.81	50.57
2021	12/15/2021	2/1/2022		28.29	2.83	0.00	23.78	54.90	24.15	55.27	24.52	55.64
2020	10/15/2020	2/2/2021	L	30.70	3.07	0.00	30.66	64.43	31.07	64.84	31.47	65.24
Lawsuit: 6/7/2021												
2019	10/18/2019	2/1/2020	L	30.70	3.07	0.00	35.53	69.30	35.93	69.70	36.33	70.10

Account No/Name/Address				Cad No/Property Descr.								
2018	10/18/2018	2/1/2019	L	30.70	3.07	0.00	40.39	74.16	40.80	74.57	41.19	74.96
Lawsuit: 6/7/2021												
2017	10/20/2017	2/1/2018	L	30.70	3.07	0.00	45.25	79.02	45.66	79.43	46.07	79.84
Lawsuit: 3/12/2019												
Lawsuit: 3/12/2019												
Totals				210.85	21.09	0.00	211.35	443.29	214.13	446.07	216.87	448.81

Over 65
Veteran
Installment Code

No
No
N

Year	Stmt Date	Delq Date	Code	Taxes	Penalties	Payments	Due Dec, 2024		Due Jan, 2025		Due Feb, 2025	
							Del. P&I	Due	Del. P&I	Due	Del. P&I	Due
2023	10/30/2023	2/1/2024	L	738.18	0.00	0.00	351.37	1,089.55	360.23	1,098.41	369.08	1,107.26
Lawsuit: 7/31/2024												

Over 65
Veteran
Installment Code

No
No
N

Year	Stmt Date	Delq Date	Code	Taxes	Penalties	Payments	Due Dec, 2024		Due Jan, 2025		Due Feb, 2025	
							Del. P&I	Due	Del. P&I	Due	Del. P&I	Due
2023	10/30/2023	2/1/2024		72.35	7.24	0.00	37.89	117.48	38.84	118.43	39.80	119.39
2022	10/21/2022	2/1/2023		63.62	6.36	0.00	43.38	113.36	44.22	114.20	45.06	115.04
Totals				135.97	13.60	0.00	81.27	230.84	83.06	232.63	84.86	234.43

Over 65
Veteran
Installment Code

No
No
N

Year	Stmt Date	Delq Date	Code	Taxes	Penalties	Payments	Due Dec, 2024		Due Jan, 2025		Due Feb, 2025	
							Del. P&I	Due	Del. P&I	Due	Del. P&I	Due
2018	10/8/2020	2/1/2019		74.02	7.40	0.00	97.38	178.80	98.35	179.77	99.34	180.76
2017	7/14/2020	2/1/2018		44.10	4.41	0.00	65.00	113.51	65.59	114.10	66.16	114.67
2016	10/8/2020	2/1/2017	L	132.44	13.24	0.00	216.19	361.87	217.93	363.61	219.68	365.36
Lawsuit: 1/26/2017												
2015	8/19/2020	2/2/2016	L	157.67	15.77	0.00	282.36	455.80	284.44	457.88	286.52	459.96
Lawsuit: 1/26/2017												
2014	10/17/2014	2/3/2015	L	302.92	30.29	0.00	590.45	923.66	594.45	927.66	598.45	931.66
Lawsuit: 1/26/2017												
2013	10/17/2013	2/1/2014	L	347.10	34.71	0.00	731.55	1,113.36	736.13	1,117.94	740.71	1,122.52
Lawsuit: 2/14/2014												
2012	3/18/2013	2/1/2013	L	420.72	42.07	0.00	953.34	1,416.13	958.90	1,421.69	964.45	1,427.24
Lawsuit: 2/14/2014												
2011	10/22/2011	2/1/2012	L	339.60	33.96	0.00	823.33	1,196.89	827.81	1,201.37	832.30	1,205.86
Lawsuit: 6/15/2012												
2010	10/1/2010	2/1/2011	L	242.55	24.26	0.00	626.47	893.28	629.67	896.48	632.88	899.69
Lawsuit: 6/14/2012												
Totals				2,061.12	206.11	0.00	4,386.07	6,653.30	4,413.27	6,680.50	4,440.49	6,707.72

Over 65
Veteran
Installment Code

No
No
N

Year	Stmt Date	Delq Date	Code	Taxes	Penalties	Payments	Due Dec, 2024		Due Jan, 2025		Due Feb, 2025	
							Del. P&I	Due	Del. P&I	Due	Del. P&I	Due
2023	10/30/2023	2/1/2024		21.13	2.11	0.00	11.07	34.31	11.34	34.58	11.62	34.86
2021	2/6/2022	3/1/2022		18.80	1.88	0.00	15.55	36.23	15.80	36.48	16.05	36.73
Totals				39.93	3.99	0.00	26.62	70.54	27.14	71.06	27.67	71.59

Over 65
Veteran
Installment Code

No
No
N

Year	Stmt Date	Delq Date	Code	Taxes	Penalties	Payments	Due Dec, 2024		Due Jan, 2025		Due Feb, 2025	
							Del. P&I	Due	Del. P&I	Due	Del. P&I	Due
2020	10/15/2020	2/2/2021		14.91	1.49	0.00	14.90	31.30	15.09	31.49	15.28	31.68
2019	10/18/2019	2/1/2020		14.91	1.49	0.00	17.25	33.65	17.45	33.85	17.64	34.04
2018	10/18/2018	2/1/2019		14.91	1.49	0.00	19.61	36.01	19.82	36.22	20.01	36.41
2017	10/20/2017	2/1/2018		14.91	1.49	0.00	21.98	38.38	22.17	38.57	22.37	38.77


Account No/Name/Address	Cad No/Property Descr.									
Totals	59.64	5.96	0.00	73.74	139.34	74.53	140.13	75.30	140.90	



Over 65
Veteran
Installation Code

No
No
N

Year	Stmt Date	Delq Date	Code	Taxes	Penalties	Payments	Due Dec, 2024		Due Jan, 2025		Due Feb, 2025		
							Del. P&I	Due	Del. P&I	Due	Del. P&I	Due	
2023	10/30/2023	2/1/2024	L	314.57	31.46	0.00	164.71	510.74	168.87	514.90	173.02	519.05	
	Lawsuit: 11/24/2021												
2022	10/21/2022	2/1/2023	L	507.37	50.74	0.00	346.03	904.14	352.73	910.84	359.42	917.53	
	Lawsuit: 11/24/2021												
2021	9/30/2021	2/1/2022	L	495.31	49.53	0.00	416.25	961.09	422.79	967.63	429.33	974.17	
	Lawsuit: 11/24/2021												
2020	10/15/2020	2/2/2021	L	582.47	58.25	0.00	581.77	1,222.49	589.46	1,230.18	597.15	1,237.87	
	Lawsuit: 11/24/2021												
2019	7/15/2020	5/1/2020	L	32.15	3.22	0.00	35.93	71.30	36.37	71.74	36.79	72.16	
	Lawsuit: 11/24/2021												
2018	3/19/2019	5/1/2019	L	76.64	7.66	0.00	97.79	182.09	98.80	183.10	99.82	184.12	
	Lawsuit: 11/24/2021												
2017	10/20/2017	2/1/2018	L	191.07	19.11	0.00	281.64	491.82	284.16	494.34	286.68	496.86	
	Lawsuit: 11/24/2021												
2016	10/20/2016	2/1/2017	L	186.25	18.62	0.00	304.03	508.90	306.49	511.36	308.95	513.82	
	Lawsuit: 1/26/2017												
2015	10/15/2015	2/2/2016	L	221.72	22.17	0.00	397.05	640.94	399.98	643.87	402.91	646.80	
	Lawsuit: 1/26/2017												
2014	10/17/2014	2/3/2015	L	262.78	26.28	0.00	512.22	801.28	515.68	804.74	519.15	808.21	
	Lawsuit: 1/26/2017												
2013	10/17/2013	2/1/2014	L	301.10	30.11	0.00	634.60	965.81	638.57	969.78	642.54	973.75	
	Lawsuit: 2/14/2014												
2012	4/11/2013	6/1/2013	L	279.30	27.93	0.00	618.15	925.38	621.83	929.06	625.52	932.75	
	Lawsuit: 2/14/2014												
Totals				3,450.73	345.08	0.00	4,390.17	8,185.98	4,435.73	8,231.54	4,481.28	8,277.09	



Over 65
Veteran
Installation Code

No
No
N


Year	Stmt Date	Delq Date	Code	Taxes	Penalties	Payments	Due Dec, 2024		Due Jan, 2025		Due Feb, 2025	
							Del. P&I	Due	Del. P&I	Due	Del. P&I	Due
2023	1/24/2024	3/1/2024		86.06	0.00	0.00	39.93	125.99	40.96	127.02	41.99	128.05



Over 65
Veteran
Installation Code

No
No
N

Year	Stmt Date	Delq Date	Code	Taxes	Penalties	Payments	Due Dec, 2024		Due Jan, 2025		Due Feb, 2025		
							Del. P&I	Due	Del. P&I	Due	Del. P&I	Due	
2023	10/30/2023	2/1/2024	L	270.76	27.08	0.00	141.77	439.61	145.34	443.18	148.92	446.76	
	Lawsuit: 7/31/2023												
2022	10/21/2022	2/1/2023		151.22	15.12	0.00	103.13	269.47	105.12	271.46	107.13	273.47	
	Lawsuit: 6/7/2021												
2021	9/30/2021	2/1/2022		22.20	2.22	0.00	18.66	43.08	18.95	43.37	19.25	43.67	
	Lawsuit: 6/7/2021												
2020	10/15/2020	2/2/2021		34.03	3.40	0.00	33.98	71.41	34.44	71.87	34.88	72.31	
	Lawsuit: 6/7/2021												
Totals				478.21	47.82	0.00	297.54	823.57	303.85	829.88	310.18	836.21	



Over 65
Veteran
Installation Code

No
No
N

Year	Stmt Date	Delq Date	Code	Taxes	Penalties	Payments	Due Dec, 2024		Due Jan, 2025		Due Feb, 2025		
							Del. P&I	Due	Del. P&I	Due	Del. P&I	Due	
2017	10/20/2017	2/1/2018	L	48.45	4.84	0.00	71.41	124.70	72.05	125.34	72.69	125.98	
	Lawsuit: 6/8/2021												
2016	10/20/2016	2/1/2017	L	35.32	3.53	0.00	57.65	96.50	58.12	96.97	58.59	97.44	
	Lawsuit: 6/7/2021												
2015	10/15/2015	2/2/2016	L	42.05	4.20	0.00	75.30	121.55	75.85	122.10	76.40	122.65	
	Lawsuit: 6/7/2021												
2014	10/17/2014	2/3/2015	L	49.84	4.98	0.00	97.14	151.96	97.80	152.62	98.46	153.28	
	Lawsuit: 6/7/2021												
2013	3/24/2014	5/1/2014	L	57.11	5.71	0.00	118.10	180.92	118.86	181.68	119.60	182.42	
	Lawsuit: 6/7/2021												
Totals				232.77	23.26	0.00	419.60	675.63	422.68	678.71	425.74	681.77	

Account No/Name/Address

Cad No/Property Descr.

Over 65
Veteran
Installment Code

No
No
N

Year	Stmt Date	Delq Date	Code	Taxes	Penalties	Payments	Due Dec, 2024		Due Jan, 2025		Due Feb, 2025	
							Del. P&I	Due	Del. P&I	Due	Del. P&I	Due
2022	10/21/2022	2/1/2023	L	44.83	4.48	0.00	30.57	79.88	31.16	80.47	31.75	81.06
Lawsuit: 4/26/2023												
2021	9/30/2021	2/1/2022		45.36	4.54	0.00	38.12	88.02	38.72	88.62	39.32	89.22
2020	10/15/2020	2/2/2021		49.23	4.92	0.00	49.17	103.32	49.82	103.97	50.47	104.62
2019	11/18/2019	2/1/2020		49.23	4.92	0.00	56.97	111.12	57.62	111.77	58.27	112.42
Totals				188.65	18.86	0.00	174.83	382.34	177.32	384.83	179.81	387.32

Over 65
Veteran
Installment Code

No
No
N

Year	Stmt Date	Delq Date	Code	Taxes	Penalties	Payments	Due Dec, 2024		Due Jan, 2025		Due Feb, 2025	
							Del. P&I	Due	Del. P&I	Due	Del. P&I	Due
2020	10/27/2020	2/2/2021		70.62	7.06	0.00	70.53	148.21	71.47	149.15	72.39	150.07

Over 65
Veteran
Installment Code

No
No
N

Year	Stmt Date	Delq Date	Code	Taxes	Penalties	Payments	Due Dec, 2024		Due Jan, 2025		Due Feb, 2025	
							Del. P&I	Due	Del. P&I	Due	Del. P&I	Due
2020	10/15/2020	2/2/2021	L	12.70	1.27	0.00	12.68	26.65	12.85	26.82	13.02	26.99
Lawsuit: 6/7/2021												
2019	10/18/2019	2/1/2020	L	12.70	1.27	0.00	14.70	28.67	14.87	28.84	15.03	29.00
Lawsuit: 6/7/2021												
2018	2/26/2019	4/2/2019	L	12.46	1.25	0.00	16.07	29.78	16.23	29.94	16.40	30.11
Totals				37.86	3.79	0.00	43.45	85.10	43.95	85.60	44.45	86.10

Over 65
Veteran
Installment Code

No
No
N

Year	Stmt Date	Delq Date	Code	Taxes	Penalties	Payments	Due Dec, 2024		Due Jan, 2025		Due Feb, 2025	
							Del. P&I	Due	Del. P&I	Due	Del. P&I	Due
2020	10/15/2020	2/2/2021		9.48	0.95	0.00	9.47	19.90	9.60	20.03	9.72	20.15
2019	10/18/2019	2/1/2020		9.48	0.95	0.00	10.98	21.41	11.10	21.53	11.22	21.65
Totals				18.96	1.90	0.00	20.45	41.31	20.70	41.56	20.94	41.80

Over 65
Veteran
Installment Code

No
No
N

Year	Stmt Date	Delq Date	Code	Taxes	Penalties	Payments	Due Dec, 2024		Due Jan, 2025		Due Feb, 2025	
							Del. P&I	Due	Del. P&I	Due	Del. P&I	Due
2023	10/30/2023	2/1/2024		76.85	7.68	0.00	40.23	124.76	41.25	125.78	42.26	126.79

Over 65
Veteran
Installment Code

No
No
N

Year	Stmt Date	Delq Date	Code	Taxes	Penalties	Payments	Due Dec, 2024		Due Jan, 2025		Due Feb, 2025	
							Del. P&I	Due	Del. P&I	Due	Del. P&I	Due
2020	10/15/2020	2/2/2021	L	235.14	23.51	0.00	234.85	493.50	237.96	496.61	241.07	499.72
Lawsuit: 6/7/2021												
2019	10/18/2019	2/1/2020	L	235.14	0.00	0.00	247.37	482.51	250.19	485.33	253.01	488.15
Lawsuit: 7/6/2020												
Totals				470.28	23.51	0.00	482.22	976.01	488.15	981.94	494.08	987.87

Account No/Name/Address

Cad No/Property Descr.

Over 65
Veteran
Installation Code

No
No
N

Year	Stmt Date	Delq Date	Code	Taxes	Penalties	Payments	Due Dec, 2024		Due Jan, 2025		Due Feb, 2025	
							Del. P&I	Due	Del. P&I	Due	Del. P&I	Due
2020	10/15/2020	2/2/2021	L	249.18	24.92	0.00	248.88	522.98	252.17	526.27	255.46	529.56
Lawsuit: 3/12/2021												
2019	11/18/2019	2/1/2020	L	249.18	24.92	0.00	288.35	562.45	291.64	565.74	294.93	569.03
Lawsuit: 7/6/2020												
Totals				498.36	49.84	0.00	537.23	1,085.43	543.81	1,092.01	550.39	1,098.59

Over 65
Veteran
Installation Code

No
No
N

Year	Stmt Date	Delq Date	Code	Taxes	Penalties	Payments	Due Dec, 2024		Due Jan, 2025		Due Feb, 2025	
							Del. P&I	Due	Del. P&I	Due	Del. P&I	Due
2023	1/6/2024	2/1/2024		10.33	1.03	0.00	5.40	16.76	5.55	16.91	5.68	17.04
2022	10/21/2022	2/1/2023		9.08	0.91	0.00	6.20	16.19	6.32	16.31	6.44	16.43
2021	9/30/2021	2/1/2022		9.19	0.92	0.00	7.72	17.83	7.84	17.95	7.96	18.07
2020	10/15/2020	2/2/2021		9.97	1.00	0.00	9.96	20.93	10.09	21.06	10.22	21.19
2019	10/18/2019	2/1/2020		9.97	1.00	0.00	11.54	22.51	11.67	22.64	11.81	22.78
Totals				48.54	4.86	0.00	40.82	94.22	41.47	94.87	42.11	95.51

Over 65
Veteran
Installation Code

No
No
N

Year	Stmt Date	Delq Date	Code	Taxes	Penalties	Payments	Due Dec, 2024		Due Jan, 2025		Due Feb, 2025	
							Del. P&I	Due	Del. P&I	Due	Del. P&I	Due
2020	10/15/2020	2/2/2021		14.95	1.50	0.00	14.94	31.39	15.13	31.58	15.33	31.78
2019	10/18/2019	2/1/2020		14.95	1.50	0.00	17.31	33.76	17.50	33.95	17.70	34.15
Totals				29.90	3.00	0.00	32.25	65.15	32.63	65.53	33.03	65.93

Over 65
Veteran
Installation Code

No
No
N

Year	Stmt Date	Delq Date	Code	Taxes	Penalties	Payments	Due Dec, 2024		Due Jan, 2025		Due Feb, 2025	
							Del. P&I	Due	Del. P&I	Due	Del. P&I	Due
2023	10/30/2023	2/1/2024		13.66	0.00	0.00	6.50	20.16	6.67	20.33	6.84	20.50
2022	10/21/2022	2/1/2023		15.72	1.57	0.00	10.72	28.01	10.92	28.21	11.14	28.43
2021	9/30/2021	2/1/2022		15.91	1.59	0.00	13.36	30.86	13.58	31.08	13.80	31.30
2020	10/15/2020	2/2/2021		17.26	1.73	0.00	17.24	36.23	17.47	36.46	17.69	36.68
2019	10/18/2019	2/1/2020		17.26	1.73	0.00	19.97	38.96	20.20	39.19	20.43	39.42
2018	1/16/2019	3/1/2019		17.26	1.73	0.00	22.48	41.47	22.71	41.70	22.94	41.93
2017	12/19/2018	2/1/2020		18.47	1.85	0.00	27.22	47.54	27.48	47.80	27.72	48.04
Totals				115.54	10.20	0.00	117.49	243.23	119.03	244.77	120.56	246.30

Over 65
Veteran
Installation Code

No
No
N

Year	Stmt Date	Delq Date	Code	Taxes	Penalties	Payments	Due Dec, 2024		Due Jan, 2025		Due Feb, 2025	
							Del. P&I	Due	Del. P&I	Due	Del. P&I	Due
2023	10/30/2023	2/1/2024		10.85	1.08	0.00	5.67	17.60	5.82	17.75	5.96	17.89
2022	10/21/2022	2/1/2023		9.54	0.95	0.00	6.50	16.99	6.63	17.12	6.75	17.24
2021	12/15/2021	2/1/2022		9.66	0.97	0.00	8.13	18.76	8.25	18.88	8.38	19.01
2020	10/15/2020	2/2/2021		10.48	1.05	0.00	10.47	22.00	10.61	22.14	10.74	22.27
2019	10/18/2019	2/1/2020		10.48	1.05	0.00	12.13	23.66	12.27	23.80	12.41	23.94
2018	1/16/2019	3/1/2019		10.48	0.00	0.00	12.40	22.88	12.54	23.02	12.66	23.14
2017	12/19/2018	2/1/2020		10.48	1.05	0.00	15.45	26.98	15.59	27.12	15.72	27.25
Totals				71.97	6.15	0.00	70.75	148.87	71.71	149.83	72.62	150.74

Account No/Name/Address

Cad No/Property Descr.

Over 65
Veteran
Installment Code

No
No
N

Year	Stmt Date	Delq Date	Code	Taxes	Penalties	Payments	Due Dec, 2024		Due Jan, 2025		Due Feb, 2025	
							Del. P&I	Due	Del. P&I	Due	Del. P&I	Due
2023	1/24/2024	3/1/2024		10.92	1.09	0.00	5.57	17.58	5.71	17.72	5.86	17.87
2022	10/21/2022	2/1/2023		9.60	0.96	0.00	6.55	17.11	6.67	17.23	6.80	17.36
2021	12/15/2021	2/1/2022		9.71	0.97	0.00	8.16	18.84	8.29	18.97	8.41	19.09
2020	10/15/2020	2/2/2021		10.54	1.05	0.00	10.53	22.12	10.66	22.25	10.80	22.39
2019	10/18/2019	2/1/2020		10.54	1.05	0.00	12.19	23.78	12.33	23.92	12.47	24.06
Totals				51.31	5.12	0.00	43.00	99.43	43.66	100.09	44.34	100.77

Over 65
Veteran
Installment Code

No
No
N

Year	Stmt Date	Delq Date	Code	Taxes	Penalties	Payments	Due Dec, 2024		Due Jan, 2025		Due Feb, 2025	
							Del. P&I	Due	Del. P&I	Due	Del. P&I	Due
2022	10/21/2022	2/1/2023		63.84	6.38	0.00	43.54	113.76	44.38	114.60	45.22	115.44

Over 65
Veteran
Installment Code

No
No
N

Year	Stmt Date	Delq Date	Code	Taxes	Penalties	Payments	Due Dec, 2024		Due Jan, 2025		Due Feb, 2025	
							Del. P&I	Due	Del. P&I	Due	Del. P&I	Due
2020	10/15/2020	2/2/2021		14.00	1.40	0.00	13.99	29.39	14.17	29.57	14.35	29.75
2019	10/18/2019	2/1/2020		14.00	1.40	0.00	16.20	31.60	16.39	31.79	16.57	31.97
2018	1/16/2019	3/1/2019		14.00	1.40	0.00	18.24	33.64	18.42	33.82	18.61	34.01
2017	4/17/2019	2/1/2020		14.00	1.40	0.00	20.64	36.04	20.82	36.22	21.01	36.41
2016	2/26/2019	2/1/2020		14.00	1.40	0.00	22.86	38.26	23.04	38.44	23.23	38.63
Totals				70.00	7.00	0.00	91.93	168.93	92.84	169.84	93.77	170.77

Over 65
Veteran
Installment Code

No
No
N

Year	Stmt Date	Delq Date	Code	Taxes	Penalties	Payments	Due Dec, 2024		Due Jan, 2025		Due Feb, 2025	
							Del. P&I	Due	Del. P&I	Due	Del. P&I	Due
2020	10/15/2020	2/2/2021		14.86	1.49	0.00	14.85	31.20	15.04	31.39	15.23	31.58

Over 65
Veteran
Installment Code

No
No
N

Year	Stmt Date	Delq Date	Code	Taxes	Penalties	Payments	Due Dec, 2024		Due Jan, 2025		Due Feb, 2025	
							Del. P&I	Due	Del. P&I	Due	Del. P&I	Due
2019	10/18/2019	2/1/2020	L	144.81	14.48	0.00	167.58	326.87	169.49	328.78	171.39	330.68
Lawsuit: 1/29/2020												
2018	4/17/2019	6/1/2019	L	144.81	14.48	0.00	182.87	342.16	184.77	344.06	186.68	345.97
Lawsuit: 1/29/2020												
Totals				289.62	28.96	0.00	350.45	669.03	354.26	672.84	358.07	676.65

Over 65
Veteran
Installment Code

No
No
N

Year	Stmt Date	Delq Date	Code	Taxes	Penalties	Payments	Due Dec, 2024		Due Jan, 2025		Due Feb, 2025	
							Del. P&I	Due	Del. P&I	Due	Del. P&I	Due
2019	2/25/2020	4/1/2020		77.29	0.00	0.00	79.45	156.74	80.38	157.67	81.31	158.60

Account No/Name/Address

Cad No/Property Descr.

Over 65
Veteran
Installment Code

No
No
N

Year	Stmt Date	Delq Date	Code	Taxes	Penalties	Payments	Due Dec, 2024		Due Jan, 2025		Due Feb, 2025	
							Del. P&I	Due	Del. P&I	Due	Del. P&I	Due
2020	10/27/2020	2/2/2021	L	78.36	7.84	0.00	78.27	164.47	79.30	165.50	80.34	166.54
Lawsuit: 4/5/2021												
2019	10/18/2019	2/1/2020	L	78.36	7.84	0.00	90.68	176.88	91.71	177.91	92.76	178.96
Lawsuit: 4/5/2021												
Totals				156.72	15.68	0.00	168.95	341.35	171.01	343.41	173.10	345.50

Over 65
Veteran
Installment Code

No
No
N

Year	Stmt Date	Delq Date	Code	Taxes	Penalties	Payments	Due Dec, 2024		Due Jan, 2025		Due Feb, 2025	
							Del. P&I	Due	Del. P&I	Due	Del. P&I	Due
2023	10/30/2023	2/1/2024		118.45	11.84	0.00	62.02	192.31	63.58	193.87	65.14	195.43
2022	10/21/2022	2/1/2023		11.83	1.18	0.00	8.06	21.07	8.22	21.23	8.37	21.38
2021	11/17/2021	2/1/2022		11.93	1.19	0.00	10.03	23.15	10.18	23.30	10.34	23.46
Totals				142.21	14.21	0.00	80.11	236.53	81.98	238.40	83.85	240.27

Over 65
Veteran
Installment Code

No
No
N

Year	Stmt Date	Delq Date	Code	Taxes	Penalties	Payments	Due Dec, 2024		Due Jan, 2025		Due Feb, 2025	
							Del. P&I	Due	Del. P&I	Due	Del. P&I	Due
2023	10/30/2023	2/1/2024		63.13	6.31	0.00	33.05	102.49	33.89	103.33	34.72	104.16

Over 65
Veteran
Installment Code

No
No
N

Year	Stmt Date	Delq Date	Code	Taxes	Penalties	Payments	Due Dec, 2024		Due Jan, 2025		Due Feb, 2025	
							Del. P&I	Due	Del. P&I	Due	Del. P&I	Due
2020	1/25/2023	3/1/2023		5.03	0.50	0.00	3.36	8.89	3.43	8.96	3.49	9.02

Over 65
Veteran
Installment Code

No
No
N

Year	Stmt Date	Delq Date	Code	Taxes	Penalties	Payments	Due Dec, 2024		Due Jan, 2025		Due Feb, 2025	
							Del. P&I	Due	Del. P&I	Due	Del. P&I	Due
2020	12/9/2020	2/2/2021		25.24	2.52	0.00	25.21	52.97	25.54	53.30	25.87	53.63

Over 65
Veteran
Installment Code

No
No
N

Year	Stmt Date	Delq Date	Code	Taxes	Penalties	Payments	Due Dec, 2024		Due Jan, 2025		Due Feb, 2025	
							Del. P&I	Due	Del. P&I	Due	Del. P&I	Due
2022	11/13/2022	2/1/2023		15.22	1.52	0.00	10.38	27.12	10.58	27.32	10.78	27.52
2021	9/30/2021	2/1/2022		15.39	1.54	0.00	12.94	29.87	13.14	30.07	13.35	30.28
2020	10/15/2020	2/2/2021		16.71	1.67	0.00	16.68	35.06	16.91	35.29	17.13	35.51
2019	1/22/2020	3/3/2020		16.71	1.67	0.00	19.12	37.50	19.34	37.72	19.55	37.93
2018	1/22/2020	2/2/2021		16.71	1.67	0.00	21.99	40.37	22.20	40.58	22.42	40.80
Totals				80.74	8.07	0.00	81.11	169.92	82.17	170.98	83.23	172.04

Account No/Name/Address

Cad No/Property Descr.

Over 65
Veteran
Installment Code

No
No
N

Year	Stmt Date	Delq Date	Code	Taxes	Penalties	Payments	Due Dec, 2024		Due Jan, 2025		Due Feb, 2025	
							Del. P&I	Due	Del. P&I	Due	Del. P&I	Due
2023	10/30/2023	2/1/2024		419.48	41.95	0.00	219.64	681.07	225.17	686.60	230.72	692.15
2022	10/21/2022	2/1/2023	L	409.84	40.98	0.00	279.51	730.33	284.92	735.74	290.32	741.14
2021	9/30/2021	2/1/2022	L	460.73	46.07	0.00	387.20	894.00	393.27	900.07	399.36	906.16
2020	3/19/2021	5/1/2021	L	555.58	55.56	0.00	532.92	1,144.06	540.25	1,151.39	547.58	1,158.72
2019	3/19/2021	2/1/2022	L	617.31	61.73	0.00	518.79	1,197.83	526.94	1,205.98	535.08	1,214.12
Totals				2,462.94	246.29	0.00	1,938.06	4,647.29	1,970.55	4,679.78	2,003.06	4,712.29

Over 65
Veteran
Installment Code

No
No
N

Year	Stmt Date	Delq Date	Code	Taxes	Penalties	Payments	Due Dec, 2024		Due Jan, 2025		Due Feb, 2025	
							Del. P&I	Due	Del. P&I	Due	Del. P&I	Due
2023	1/6/2024	2/1/2024		26.41	2.64	0.00	13.83	42.88	14.17	43.22	14.52	43.57
2022	10/21/2022	2/1/2023		22.72	2.27	0.00	15.50	40.49	15.80	40.79	16.10	41.09
2021	9/30/2021	2/1/2022		22.60	2.26	0.00	18.99	43.85	19.29	44.15	19.59	44.45
Totals				71.73	7.17	0.00	48.32	127.22	49.26	128.16	50.21	129.11

Over 65
Veteran
Installment Code

No
No
N

Year	Stmt Date	Delq Date	Code	Taxes	Penalties	Payments	Due Dec, 2024		Due Jan, 2025		Due Feb, 2025	
							Del. P&I	Due	Del. P&I	Due	Del. P&I	Due
2023	1/6/2024	2/1/2024		21.01	2.10	0.00	11.01	34.12	11.28	34.39	11.56	34.67

Over 65
Veteran
Installment Code

No
No
N

Year	Stmt Date	Delq Date	Code	Taxes	Penalties	Payments	Due Dec, 2024		Due Jan, 2025		Due Feb, 2025	
							Del. P&I	Due	Del. P&I	Due	Del. P&I	Due
2023	10/30/2023	2/1/2024		45.41	4.54	0.00	23.78	73.73	24.38	74.33	24.98	74.93

Over 65
Veteran
Installment Code

No
No
N

Year	Stmt Date	Delq Date	Code	Taxes	Penalties	Payments	Due Dec, 2024		Due Jan, 2025		Due Feb, 2025	
							Del. P&I	Due	Del. P&I	Due	Del. P&I	Due
2023	11/3/2023	2/1/2024		9.28	0.93	0.00	4.86	15.07	4.98	15.19	5.10	15.31
2022	10/21/2022	2/1/2023		8.16	0.82	0.00	5.56	14.54	5.67	14.65	5.78	14.76
2021	9/30/2021	2/1/2022		8.26	0.83	0.00	6.94	16.03	7.05	16.14	7.16	16.25
2020	5/19/2021	2/1/2022		8.96	0.90	0.00	8.96	18.82	9.08	18.94	9.18	19.04
Totals				34.66	3.48	0.00	26.32	64.46	26.78	64.92	27.22	65.36

Over 65
Veteran
Installment Code

No
No
N

Year	Stmt Date	Delq Date	Code	Taxes	Penalties	Payments	Due Dec, 2024		Due Jan, 2025		Due Feb, 2025	
							Del. P&I	Due	Del. P&I	Due	Del. P&I	Due
2021	9/30/2021	2/1/2022		5.10	0.51	0.00	4.29	9.90	4.35	9.96	4.42	10.03
2020	4/21/2021	2/1/2022		5.54	0.55	0.00	5.53	11.62	5.60	11.69	5.67	11.76
Totals				10.64	1.06	0.00	9.82	21.52	9.95	21.65	10.09	21.79

Account No/Name/Address

Cad No/Property Descr.

Over 65
Veteran
Installment Code

No
No
N

Year	Stmt Date	Delq Date	Code	Taxes	Penalties	Payments	Due Dec, 2024		Due Jan, 2025		Due Feb, 2025	
							Del. P&I	Due	Del. P&I	Due	Del. P&I	Due
2021	9/30/2021	2/1/2022		5.56	0.00	0.00	4.24	9.80	4.32	9.88	4.38	9.94

Over 65
Veteran
Installment Code

No
No
N

Year	Stmt Date	Delq Date	Code	Taxes	Penalties	Payments	Due Dec, 2024		Due Jan, 2025		Due Feb, 2025	
							Del. P&I	Due	Del. P&I	Due	Del. P&I	Due
2023	1/24/2024	3/1/2024		37.70	3.77	0.00	19.24	60.71	19.74	61.21	20.23	61.70
2022	10/21/2022	2/1/2023		33.15	3.32	0.00	22.61	59.08	23.05	59.52	23.48	59.95
2021	9/30/2021	2/1/2022		33.54	3.35	0.00	28.19	65.08	28.63	65.52	29.07	65.96
Totals				104.39	10.44	0.00	70.04	184.87	71.42	186.25	72.78	187.61

Over 65
Veteran
Installment Code

No
No
N

Year	Stmt Date	Delq Date	Code	Taxes	Penalties	Payments	Due Dec, 2024		Due Jan, 2025		Due Feb, 2025	
							Del. P&I	Due	Del. P&I	Due	Del. P&I	Due
2021	9/30/2021	2/1/2022		4.21	0.42	0.00	3.54	8.17	3.59	8.22	3.65	8.28

Over 65
Veteran
Installment Code

No
No
N

Year	Stmt Date	Delq Date	Code	Taxes	Penalties	Payments	Due Dec, 2024		Due Jan, 2025		Due Feb, 2025	
							Del. P&I	Due	Del. P&I	Due	Del. P&I	Due
2023	1/6/2024	2/1/2024		29.88	2.99	0.00	15.65	48.52	16.04	48.91	16.44	49.31
2022	10/21/2022	2/1/2023		25.90	2.59	0.00	17.66	46.15	18.01	46.50	18.35	46.84
2021	9/30/2021	2/1/2022		25.91	2.59	0.00	21.78	50.28	22.12	50.62	22.45	50.95
Totals				81.69	8.17	0.00	55.09	144.95	56.17	146.03	57.24	147.10

Over 65
Veteran
Installment Code

No
No
N

Year	Stmt Date	Delq Date	Code	Taxes	Penalties	Payments	Due Dec, 2024		Due Jan, 2025		Due Feb, 2025	
							Del. P&I	Due	Del. P&I	Due	Del. P&I	Due
2023	10/30/2023	2/1/2024		15.44	1.54	0.00	8.09	25.07	8.29	25.27	8.48	25.46
2022	10/21/2022	2/1/2023		13.13	1.31	0.00	8.95	23.39	9.13	23.57	9.30	23.74
2021	9/30/2021	2/1/2022		12.94	1.29	0.00	10.87	25.10	11.04	25.27	11.21	25.44
Totals				41.51	4.14	0.00	27.91	73.56	28.46	74.11	28.99	74.64

Over 65
Veteran
Installment Code

No
No
N

Year	Stmt Date	Delq Date	Code	Taxes	Penalties	Payments	Due Dec, 2024		Due Jan, 2025		Due Feb, 2025	
							Del. P&I	Due	Del. P&I	Due	Del. P&I	Due
2023	3/24/2024	5/1/2024		19.74	1.97	0.00	9.55	31.26	9.81	31.52	10.08	31.79
2022	2/22/2023	4/1/2023		17.36	0.00	0.00	10.35	27.71	10.55	27.91	10.77	28.13
2021	2/22/2023	4/1/2023		17.56	0.00	0.00	10.46	28.02	10.68	28.24	10.89	28.45
Totals				54.66	1.97	0.00	30.36	86.99	31.04	87.67	31.74	88.37

Account No/Name/Address

Cad No/Property Descr.

Over 65
Veteran
Installment Code

No
No
N

Year	Stmt Date	Delq Date	Code	Taxes	Penalties	Payments	Due Dec, 2024		Due Jan, 2025		Due Feb, 2025	
							Del. P&I	Due	Del. P&I	Due	Del. P&I	Due
2022	10/21/2022	2/1/2023	L	49.27	4.93	0.00	33.60	87.80	34.25	88.45	34.90	89.10
Lawsuit: 7/3/2023												
2021	9/30/2021	2/1/2022		49.85	4.98	0.00	41.89	96.72	42.55	97.38	43.21	98.04
2020	4/21/2021	2/1/2022		54.10	5.41	0.00	54.03	113.54	54.75	114.26	55.46	114.97
Totals				153.22	15.32	0.00	129.52	298.06	131.55	300.09	133.57	302.11

Over 65
Veteran
Installment Code

No
No
N

Year	Stmt Date	Delq Date	Code	Taxes	Penalties	Payments	Due Dec, 2024		Due Jan, 2025		Due Feb, 2025	
							Del. P&I	Due	Del. P&I	Due	Del. P&I	Due
2023	10/30/2023	2/1/2024		36.64	3.66	0.00	19.18	59.48	19.66	59.96	20.16	60.46
2022	10/21/2022	2/1/2023		30.63	3.06	0.00	20.89	54.58	21.29	54.98	21.70	55.39
2021	9/30/2021	2/1/2022		29.79	2.98	0.00	25.03	57.80	25.43	58.20	25.83	58.60
Totals				97.06	9.70	0.00	65.10	171.86	66.38	173.14	67.69	174.45

Over 65
Veteran
Installment Code

No
No
N

Year	Stmt Date	Delq Date	Code	Taxes	Penalties	Payments	Due Dec, 2024		Due Jan, 2025		Due Feb, 2025	
							Del. P&I	Due	Del. P&I	Due	Del. P&I	Due
2022	10/21/2022	2/1/2023		8.95	0.90	0.00	6.11	15.96	6.23	16.08	6.34	16.19
2021	12/15/2021	2/1/2022		9.05	0.90	0.00	7.61	17.56	7.73	17.68	7.85	17.80
2020	12/19/2022	2/1/2024		9.82	0.98	0.00	9.80	20.60	9.94	20.74	10.07	20.87
2019	11/11/2022	2/1/2024		9.82	0.98	0.00	11.36	22.16	11.50	22.30	11.62	22.42
Totals				37.64	3.76	0.00	34.88	76.28	35.40	76.80	35.88	77.28

Over 65
Veteran
Installment Code

No
No
N

Year	Stmt Date	Delq Date	Code	Taxes	Penalties	Payments	Due Dec, 2024		Due Jan, 2025		Due Feb, 2025	
							Del. P&I	Due	Del. P&I	Due	Del. P&I	Due
2022	10/21/2022	2/1/2023		158.85	15.88	0.00	108.34	283.07	110.43	285.16	112.53	287.26
2021	12/15/2021	2/1/2022		66.00	6.60	0.00	55.46	128.06	56.34	128.94	57.20	129.80
Totals				224.85	22.48	0.00	163.80	411.13	166.77	414.10	169.73	417.06

Over 65
Veteran
Installment Code

No
No
N

Year	Stmt Date	Delq Date	Code	Taxes	Penalties	Payments	Due Dec, 2024		Due Jan, 2025		Due Feb, 2025	
							Del. P&I	Due	Del. P&I	Due	Del. P&I	Due
2022	10/21/2022	2/1/2023		419.56	0.00	0.00	260.13	679.69	265.16	684.72	270.20	689.76
2021	2/6/2022	3/1/2022		819.57	81.96	0.00	677.95	1,579.48	688.77	1,590.30	699.58	1,601.11
2020	8/23/2022	2/1/2024		279.85	27.98	0.00	279.51	587.34	283.21	591.04	286.90	594.73
2019	2/6/2022	3/1/2022		859.51	85.95	0.00	710.98	1,656.44	722.34	1,667.80	733.68	1,679.14
Totals				2,378.49	195.89	0.00	1,928.57	4,502.95	1,959.48	4,533.86	1,990.36	4,564.74

Over 65
Veteran
Installment Code

No
No
N

Year	Stmt Date	Delq Date	Code	Taxes	Penalties	Payments	Due Dec, 2024		Due Jan, 2025		Due Feb, 2025	
							Del. P&I	Due	Del. P&I	Due	Del. P&I	Due
2022	10/21/2022	2/1/2023		20.32	2.03	0.00	13.85	36.20	14.13	36.48	14.39	36.74
2021	2/22/2022	3/1/2022		22.84	2.28	0.00	18.90	44.02	19.20	44.32	19.50	44.62
Totals				43.16	4.31	0.00	32.75	80.22	33.33	80.80	33.89	81.36

Account No/Name/Address

Cad No/Property Descr.

Over 65
Veteran
Installment Code

No
No
N

Year	Stmt Date	Delq Date	Code	Taxes	Penalties	Payments	Due Dec, 2024		Due Jan, 2025		Due Feb, 2025	
							Del. P&I	Due	Del. P&I	Due	Del. P&I	Due
2023	10/30/2023	2/1/2024		144.51	14.45	0.00	75.66	234.62	77.57	236.53	79.48	238.44
2022	10/21/2022	2/1/2023		233.21	23.32	0.00	159.05	415.58	162.13	418.66	165.21	421.74
2021	4/19/2022	2/1/2023		75.42	7.54	0.00	63.38	146.34	64.38	147.34	65.37	148.33
Totals				453.14	45.31	0.00	298.09	796.54	304.08	802.53	310.06	808.51

Over 65
Veteran
Installment Code

No
No
N

Year	Stmt Date	Delq Date	Code	Taxes	Penalties	Payments	Due Dec, 2024		Due Jan, 2025		Due Feb, 2025	
							Del. P&I	Due	Del. P&I	Due	Del. P&I	Due
2023	10/30/2023	2/1/2024		38.11	3.81	0.00	19.95	61.87	20.46	62.38	20.96	62.88
2022	1/25/2023	3/1/2023		33.51	3.35	0.00	22.41	59.27	22.85	59.71	23.30	60.16
2021	12/19/2022	2/1/2023		33.90	3.39	0.00	23.12	60.41	23.56	60.85	24.02	61.31
Totals				105.52	10.55	0.00	65.48	181.55	66.87	182.94	68.28	184.35

Over 65
Veteran
Installment Code

No
No
N

Year	Stmt Date	Delq Date	Code	Taxes	Penalties	Payments	Due Dec, 2024		Due Jan, 2025		Due Feb, 2025	
							Del. P&I	Due	Del. P&I	Due	Del. P&I	Due
2023	10/30/2023	2/1/2024		68.41	0.00	0.00	32.56	100.97	33.39	101.80	34.20	102.61

Over 65
Veteran
Installment Code

No
No
N

Year	Stmt Date	Delq Date	Code	Taxes	Penalties	Payments	Due Dec, 2024		Due Jan, 2025		Due Feb, 2025	
							Del. P&I	Due	Del. P&I	Due	Del. P&I	Due
2023	11/3/2023	2/1/2024		39.10	3.91	0.00	20.47	63.48	20.99	64.00	21.50	64.51

Over 65
Veteran
Installment Code

No
No
N

Year	Stmt Date	Delq Date	Code	Taxes	Penalties	Payments	Due Dec, 2024		Due Jan, 2025		Due Feb, 2025	
							Del. P&I	Due	Del. P&I	Due	Del. P&I	Due
2023	10/30/2023	2/1/2024		89.16	0.00	0.00	42.44	131.60	43.51	132.67	44.58	133.74

Over 65
Veteran
Installment Code

No
No
N

Year	Stmt Date	Delq Date	Code	Taxes	Penalties	Payments	Due Dec, 2024		Due Jan, 2025		Due Feb, 2025	
							Del. P&I	Due	Del. P&I	Due	Del. P&I	Due
2023	10/30/2023	2/1/2024		39.54	3.95	0.00	20.70	64.19	21.23	64.72	21.74	65.23

Over 65
Veteran
Installment Code

No
No
N

Year	Stmt Date	Delq Date	Code	Taxes	Penalties	Payments	Due Dec, 2024		Due Jan, 2025		Due Feb, 2025	
							Del. P&I	Due	Del. P&I	Due	Del. P&I	Due
2023	11/3/2023	2/1/2024		1,001.11	100.11	0.00	524.18	1,625.40	537.39	1,638.61	550.60	1,651.82

Account No/Name/Address

Cad No/Property Descr.

Over 65
Veteran
Installment Code

No
No
N

Year	Stmt Date	Delq Date	Code	Taxes	Penalties	Payments	Due Dec, 2024		Due Jan, 2025		Due Feb, 2025	
							Del. P&I	Due	Del. P&I	Due	Del. P&I	Due
2023	10/30/2023	2/1/2024	L	170.38	0.00	0.00	81.10	251.48	83.14	253.52	85.20	255.58
Lawsuit: 7/31/2024												

Over 65
Veteran
Installment Code

No
No
N

Year	Stmt Date	Delq Date	Code	Taxes	Penalties	Payments	Due Dec, 2024		Due Jan, 2025		Due Feb, 2025	
							Del. P&I	Due	Del. P&I	Due	Del. P&I	Due
2023	11/15/2023	2/1/2024		108.69	10.87	0.00	56.91	176.47	58.34	177.90	59.78	179.34

Over 65
Veteran
Installment Code

No
No
N

Year	Stmt Date	Delq Date	Code	Taxes	Penalties	Payments	Due Dec, 2024		Due Jan, 2025		Due Feb, 2025	
							Del. P&I	Due	Del. P&I	Due	Del. P&I	Due
2023	10/30/2023	2/1/2024	L	204.66	20.47	0.00	107.16	332.29	109.86	334.99	112.56	337.69
Lawsuit: 6/21/2024												

Over 65
Veteran
Installment Code

No
No
N

Year	Stmt Date	Delq Date	Code	Taxes	Penalties	Payments	Due Dec, 2024		Due Jan, 2025		Due Feb, 2025	
							Del. P&I	Due	Del. P&I	Due	Del. P&I	Due
2023	10/30/2023	2/1/2024	B	39.62	3.96	0.00	20.74	64.32	21.27	64.85	21.80	65.38
Bankruptcy: 7/24/2024												
2022	6/21/2023	2/1/2024		34.35	3.44	0.00	23.43	61.22	23.88	61.67	24.33	62.12
2021	6/20/2023	2/1/2024		31.50	3.15	0.00	26.48	61.13	26.89	61.54	27.31	61.96
Totals				105.47	10.55	0.00	70.65	186.67	72.04	188.06	73.44	189.46

Over 65
Veteran
Installment Code

No
No
N

Year	Stmt Date	Delq Date	Code	Taxes	Penalties	Payments	Due Dec, 2024		Due Jan, 2025		Due Feb, 2025	
							Del. P&I	Due	Del. P&I	Due	Del. P&I	Due
2022	6/21/2023	2/1/2024	L	287.47	28.75	0.00	150.52	466.74	154.31	470.53	158.12	474.34
Lawsuit: 7/31/2024												
2021	6/20/2023	2/1/2024	L	19.66	1.97	0.00	10.29	31.92	10.55	32.18	10.82	32.45
Totals				307.13	30.72	0.00	160.81	498.66	164.86	502.71	168.94	506.79

Over 65
Veteran
Installment Code

No
No
N

Year	Stmt Date	Delq Date	Code	Taxes	Penalties	Payments	Due Dec, 2024		Due Jan, 2025		Due Feb, 2025	
							Del. P&I	Due	Del. P&I	Due	Del. P&I	Due
2023	1/24/2024	3/1/2024		14.89	1.49	0.00	7.60	23.98	7.80	24.18	7.99	24.37

Over 65
Veteran
Installment Code

No
No
N

Year	Stmt Date	Delq Date	Code	Taxes	Penalties	Payments	Due Dec, 2024		Due Jan, 2025		Due Feb, 2025	
							Del. P&I	Due	Del. P&I	Due	Del. P&I	Due
2023	11/14/2024	2/1/2024		495.38	49.54	0.00	259.38	804.30	265.92	810.84	272.46	817.38

Account No/Name/Address
[Redacted]

Cad No/Property Descr.

Over 65 No
Veteran No
Installment Code N

Year	Stmt Date	Delq Date	Code	Taxes	Penalties	Payments	Due Dec, 2024		Due Jan, 2025		Due Feb, 2025	
							Del. P&I	Due	Del. P&I	Due	Del. P&I	Due
2023	10/30/2023	2/1/2024		2,507.26	0.00	0.00	1,193.46	3,700.72	1,223.54	3,730.80	1,253.64	3,760.90

[Redacted]

Over 65 No
Veteran No
Installment Code N

Year	Stmt Date	Delq Date	Code	Taxes	Penalties	Payments	Due Dec, 2024		Due Jan, 2025		Due Feb, 2025	
							Del. P&I	Due	Del. P&I	Due	Del. P&I	Due
2023	10/30/2023	2/1/2024	L	2,507.26	250.73	0.00	1,312.81	4,070.80	1,345.90	4,103.89	1,379.00	4,136.99
Lawsuit: 7/31/2024												

[Redacted]

Over 65 No
Veteran No
Installment Code N

Year	Stmt Date	Delq Date	Code	Taxes	Penalties	Payments	Due Dec, 2024		Due Jan, 2025		Due Feb, 2025	
							Del. P&I	Due	Del. P&I	Due	Del. P&I	Due
2023	10/18/2024	12/3/2024		0.77	0.00	0.00	0.10	0.87	0.11	0.88	0.30	1.07

[Redacted]

Over 65 No
Veteran No
Installment Code N

Year	Stmt Date	Delq Date	Code	Taxes	Penalties	Payments	Due Dec, 2024		Due Jan, 2025		Due Feb, 2025	
							Del. P&I	Due	Del. P&I	Due	Del. P&I	Due
2023	10/30/2023	2/1/2024		27.41	0.00	0.00	13.04	40.45	13.38	40.79	13.70	41.11
2022	10/21/2022	2/1/2023		17.98	0.00	0.00	11.14	29.12	11.36	29.34	11.58	29.56
Totals				45.39	0.00	0.00	24.18	69.57	24.74	70.13	25.28	70.67

Account No/Name/Address Cad No/Property Descr.

Jurisdiction Totals										
Year	Tax Levy	Base Taxes Due	Penalties Due	Del. P&I Due	Atty Fee Due	Escrow Amt	Total Due	Count	% Collected	
2004	116.90	0.00	0.00	0.00	0.00	0.00	0.00	0	100.00%	
2005	114.01	0.00	0.00	0.00	0.00	0.00	0.00	0	100.00%	
2006	1,212,098.12	0.00	0.00	0.00	0.00	0.00	0.00	0	100.00%	
2007	1,265,991.24	0.00	0.00	0.00	0.00	0.00	0.00	0	100.00%	
2008	1,461,458.60	0.00	0.00	0.00	0.00	0.00	0.00	0	100.00%	
2009	1,466,381.79	88.56	8.86	186.07	56.70	0.00	340.19	1	99.99%	
2010	1,424,481.73	330.03	33.01	649.84	202.58	0.00	1,215.46	2	99.98%	
2011	1,478,747.14	418.33	41.83	768.47	245.72	0.00	1,474.35	2	99.97%	
2012	1,542,534.78	770.88	77.09	1,302.06	430.00	0.00	2,580.03	3	99.95%	
2013	1,538,692.03	763.77	76.38	1,199.53	407.93	0.00	2,447.61	4	99.95%	
2014	1,560,064.09	666.56	66.65	960.51	338.75	0.00	2,032.47	4	99.96%	
2015	1,544,411.07	464.49	46.44	608.01	223.79	0.00	1,342.73	4	99.97%	
2016	1,597,491.36	404.17	40.41	475.70	184.06	0.00	1,104.34	5	99.97%	
2017	1,675,637.88	383.80	38.38	401.06	164.65	0.00	987.89	9	99.98%	
2018	1,661,104.67	533.90	52.34	462.25	209.70	0.00	1,258.19	12	99.97%	
2019	1,814,756.59	2,573.05	226.07	1,585.27	876.87	0.00	5,261.26	23	99.86%	
2020	1,988,150.86	2,526.88	252.69	1,620.22	879.97	0.00	5,279.76	30	99.87%	
2021	1,937,515.23	2,583.30	256.37	1,300.74	800.47	0.00	4,940.88	38	99.87%	
2022	2,036,385.95	4,470.74	283.98	1,577.42	1,167.85	0.00	7,499.99	40	99.78%	
2023	2,721,317.34	90,827.01	702.94	20,956.96	22,357.68	0.00	134,844.59	62	96.66%	
2024	2,799,105.06	2,400,601.53	2,145.15	0.00	0.00	0.00	2,402,746.68	499	14.24%	
		2,508,407.00	4,348.59	34,054.11	28,546.72	0.00	2,575,356.42	738		

**CNP UTILITY DISTRICT
DELINQUENT TAX REPORT
January 9, 2025**

REAL PROPERTY ACCOUNTS

PROPERTY OWNER	ACCOUNT NO.	BASE AMOUNT DUE	STATUS
Cambridge Cypress Station LLC		2023 - \$8,385.49	Installment agreement.
		2023 - \$11,890.00	Lawsuit filed by Spring ISD. An Intervention has been filed on behalf of the District.
Vision of Light Ministries		2023 - \$675.38	Lawsuit filed.
ESN Houston Properties LLC		2022 - \$588.00	Lawsuit filed. Trial set for 02/05/25
		2023 - \$675.38	
		2022 - \$675.38	
Garcia Auto Sales		2022 - \$17.98	No response to demand letters. This is a mobile home account. Will continue collection efforts, but will postpone filing a lawsuit at this time unless otherwise instructed.
		2023 - \$27.41	
Westmount at Hollow Tree		2022 - \$86,981.18	Property owner has made a disputed payment towards these taxes.
BH Copper Property LLC		2023 - \$54,271.86	Property owner has made a disputed payment towards these taxes.

PERSONAL PROPERTY ACCOUNTS

PROPERTY OWNER	ACCOUNT NO.	BASE AMOUNT DUE	STATUS
		2023 - \$204.66	Lawsuit filed.
		2021 - \$19.66	Lawsuit filed.
		2022 - \$287.47	
Cypress Beauty Supply		2023 - \$738.18	Lawsuit filed.

PROPERTY OWNER	ACCOUNT NO.	BASE AMOUNT DUE	STATUS
Spudsy Inc.	[REDACTED]	2023 - \$1,001.11	Lawsuit filed. Default judgment hearing set for 03/19/25.
Thinkmed LLC	[REDACTED]	2023 - \$170.38	Lawsuit filed.
Earthly Treats Inc.	[REDACTED]	2023 - \$2,507.26	Lawsuit filed.
[REDACTED]	[REDACTED]	2021 - \$75.42	Lawsuit filed by Spring ISD. An Intervention has been filed on behalf of the District.
[REDACTED]	[REDACTED]	2022 - \$233.21	
[REDACTED]	[REDACTED]	2023 - \$144.51	
Baked Popcorn	[REDACTED]	2020 - \$54.10	Lawsuit filed. Default judgment hearing held. Waiting on Judge to sign Judgment.
[REDACTED]	[REDACTED]	2021 - \$49.85	
[REDACTED]	[REDACTED]	2022 - \$49.27	
[REDACTED]	[REDACTED]	2021 - \$66.00	Lawsuit filed.
[REDACTED]	[REDACTED]	2022 - \$158.85	
Armadillo Press Inc.	[REDACTED]	2020 - \$49.56	Lawsuit filed.
[REDACTED]	[REDACTED]	2021 - \$45.67	
[REDACTED]	[REDACTED]	2022 - \$45.14	
DJ's Bar & Grill	[REDACTED]	2019 - \$78.36	Lawsuit filed. Having trouble locating the registered agent for this company. Tried to serve the registered agent at two different addresses, but each were bad addresses. HCAD performed a field inspection of the property and advised that there is a new business at the property location. HCAD has deleted the account for 2021 and subsequent years.
[REDACTED]	[REDACTED]	2020 - \$78.36	
[REDACTED]	[REDACTED]	2022 - \$100.67	Lawsuit filed.
Wing Stop	[REDACTED]	2023 - \$144.72	
[REDACTED]	[REDACTED]	2023 - \$2,507.26	Property owner filed for bankruptcy. A proof of claim has been filed.
Coco Lopez Inc.	[REDACTED]	2023 - \$2,507.26	HCAD correction filed.

PERSONAL PROPERTY ACCOUNTS (UNDER \$250.00 TOTAL OWED)

PROPERTY OWNER	ACCOUNT	BASE AMOUNT DUE	
KCI Therapeutic Services		2021 - \$1.90	No response to demand letters. The account for 2022 is zeroed out. The account has been deleted for 2023.
Endicott Biofuels II LLC		2019 - \$49.14 2020 - \$49.14	No response to demand letters. Per HCAD field inspection, company no longer at the property address. Account not active after 2020 tax year.
Cardiovascular Specialists		2018 - \$111.45	No response to demand letters. Per HCAD, company no longer in business and telephone number has been disconnected. Account not active after 2018.
Tekmedia Communications		2017 - \$14.91 2018 - \$14.91 2019 - \$14.91 2020 - \$14.91	No response to demand letters. Per HCAD field inspection, company no longer at the property address. Account not active after 2020 tax year.
BOFI Equipment Finance		2021 - \$3.06	No response to demand letters. The account for 2022 and subsequent years has been zeroed out and no taxes are due after 2021.
A.C.E. Center		2020 - \$70.62	No response to demand letters. Per HCAD field inspection there is a new business at the property location. Account not active after 2020.
Tiffani Chanel Luxury Hair		2019 - \$9.48 2020 - \$9.48	No response to demand letters. Per HCAD field inspection, property location is vacant and company no longer at the property address. Account not active after 2020.
Farmer's Insurance		2019 - \$14.95 2020 - \$14.95	No response to demand letters. Per HCAD field inspection, property location is vacant and company no longer at the property address. Account not active after 2020.
Elite Rewards Group		2019 - \$72.87	No response to demand letters. Per HCAD field inspection, property location is vacant and company no longer at the property address. Account not active after 2019.
Angels Kitchen		2022 - \$63.84	No response to demand letters sent to owner Eugene Wilson. HCAD has deleted the account for 2023. Will continue collection efforts, but will postpone filing a lawsuit at this time unless otherwise instructed.
Greater Texas EMS		2016 - \$14.00 2017 - \$14.00 2018 - \$14.00 2019 - \$14.00 2020 - \$14.00	No response to demand letters. Per HCAD field inspection, company no longer at the property address. Account not active after 2020.
Skin Envy		2020 - \$14.86	No response to demand letters. Per HCAD field inspection, there is a new business

PROPERTY OWNER	ACCOUNT NO.	BASE AMOUNT DUE	
			at the property location. Account not active after 2020.
A O D Xpress		2019 - \$77.29	No response to demand letters. Per HCAD, the vehicle for this account was stolen in 2019. Account not active after 2019.
Lucky Penny Cycles		2020 - \$5.03	No response to demand letters. Per HCAD, the business was sold on 05/16/22. Account not active after 2022 tax year.
Social Lacquer Nail		2020 - \$25.24	No response to demand letters. Per HCAD field inspection there is a new business at the property location. Account not active after 2020.
		2019 - \$16.71	No response to demand letters. Per HCAD notes, company is permanently closed (effective date unknown). Account not active after 2022.
		2020 - \$16.71	
		2021 - \$15.39	
		2022 - \$15.22	
Helpful Interventions		2020 - \$5.54	No response to demand letters. The account for 2022 and subsequent years has been zeroed out and no taxes are due after 2021.
		2021 - \$5.10	
IRS Solutions LLC		2021 - \$5.56	No response to demand letters. The account for 2022 and subsequent years has been zeroed out and no taxes are due after 2021.
Family First Life		2021 - \$4.21	No response to demand letters. The account for 2022 and subsequent years has been zeroed out and no taxes are due after 2021.
		2019 - \$9.82	No response to demand letters. Per HCAD field visit, suite is vacant and Kulka is no longer at location. Account not active for 2023. Will continue collection efforts, but will postpone filing a lawsuit at this time unless otherwise instructed.
		2020 - \$9.82	
		2021 - \$9.05	
		2022 - \$8.95	
Hommel Daniel Hernandez		2021 - \$22.84	No response to demand letters. This is a business personal property account consisting of a trailer. According to the DMV records, the trailer tags have expired. HCAD has deleted the account for 2023. Will continue collection efforts, but will postpone filing a lawsuit at this time unless otherwise instructed.
		2022 - \$20.32	
Boost Mobile		2018 - \$12.46	No response to demand letters. Company no longer in business at property location. Will continue collection efforts, but will postpone filing a lawsuit at this time unless otherwise instructed.
		2019 - \$12.70	
		2020 - \$12.70	
		2021 - \$22.60	No response to demand letters. Sent another demand letter to the owners listed on the DBA, Sheldon Roy, Bryon Swisher and Latosha Boyd (no response). Internet research revealed that this company is permanently closed. Will continue collection efforts, but will postpone filing a lawsuit at this time unless otherwise instructed.
		2022 - \$22.72	
		2023 - \$26.41	
VooDoo Po-Boys & Wings		2021 - \$40.16	No response to demand letters. Sent another demand letter to the company agent, Richard Le (no response). Internet research revealed that this company is
		2022 - \$39.79	

PROPERTY OWNER	ACCOUNT NO.	BASE AMOUNT DUE	
D&B Insurance Group	2297755		permanently closed. Will continue collection efforts, but will postpone filing a lawsuit at this time unless otherwise instructed.
Icon Nail X Salon	2345801		No response to demand letters. Will continue collection efforts, but will postpone filing a lawsuit at this time unless otherwise instructed (amounts due under \$250.00).
AMPIL	2367307		No response to demand letters. Will continue collection efforts, but will postpone filing a lawsuit at this time unless otherwise instructed (amounts due under \$250.00).
Acoustic Edge Institute	1029517		No response to demand letters. Will continue collection efforts, but will postpone filing a lawsuit at this time unless otherwise instructed (amounts due under \$250.00).
Regional Digestive Consultants	2116530		No response to demand letters. Will continue collection efforts, but will postpone filing a lawsuit at this time unless otherwise instructed (amounts due under \$250.00).
NAZ Beauty Salon	2117312		No response to demand letters. Will continue collection efforts, but will postpone filing a lawsuit at this time unless otherwise instructed (amounts due under \$250.00).
Liz Transport & Logistics	2297740		No response to demand letters. Will continue collection efforts, but will postpone filing a lawsuit at this time unless otherwise instructed (amounts due under \$250.00).
Master Barbers & Stylists	2297763		No response to demand letters. Will continue collection efforts, but will postpone filing a lawsuit at this time unless otherwise instructed (amounts due under \$250.00).
House of Fades Houston	2297768		No response to demand letters. Will continue collection efforts, but will postpone

PROPERTY OWNER	ACCOUNT NO.	BASE AMOUNT DUE	
			filing a lawsuit at this time unless otherwise instructed (amounts due under \$250.00).
The Greasy Spoon Soulfood	2310352		No response to demand letters. Will continue collection efforts, but will postpone filing a lawsuit at this time unless otherwise instructed (amounts due under \$250.00).
Healthy Schools LLC	2345686		No response to demand letters. Will continue collection efforts, but will postpone filing a lawsuit at this time unless otherwise instructed (amounts due under \$250.00).
Cypress One Center	2345759		No response to demand letters. Will continue collection efforts, but will postpone filing a lawsuit at this time unless otherwise instructed (amounts due under \$250.00).
Houston's Finest Weave	2346257		No response to demand letters. Will continue collection efforts, but will postpone filing a lawsuit at this time unless otherwise instructed (amounts due under \$250.00).
Keys to Life Bible Fellowship	2346299		No response to demand letters. Will continue collection efforts, but will postpone filing a lawsuit at this time unless otherwise instructed (amounts due under \$250.00).
Weidenheft Enterprises	2392707		No response to demand letters. Will continue collection efforts, but will postpone filing a lawsuit at this time unless otherwise instructed (amounts due under \$250.00).
Auto Check 9	2238993		No response to demand letters. Will continue collection efforts, but will postpone filing a lawsuit at this time unless otherwise instructed (amounts due under \$250.00).
Winter Builders LLC	2392977		No response to demand letters. Will continue collection efforts, but will postpone filing a lawsuit at this time unless otherwise instructed (amounts due under \$250.00).
Lux Vending LLC	2397065		No response to demand letters. Will continue collection efforts, but will postpone filing a lawsuit at this time unless otherwise instructed (amounts due under \$250.00).
[REDACTED]	0396364		No response to demand letters. Will continue collection efforts, but will postpone filing a lawsuit at this time unless otherwise instructed (amounts due under \$250.00).
Advanced Cardiovascular Care	2154147		No response to demand letters. Will continue collection efforts, but will postpone filing a lawsuit at this time unless otherwise instructed (amounts due under \$250.00).
EDH Transport	2314014		No response to demand letters. Will continue collection efforts, but will postpone

PROPERTY OWNER	ACCOUNT NO.	BASE AMOUNT DUE	
			filing a lawsuit at this time unless otherwise instructed (amounts due under \$250.00).
Removery		2023 - \$21.01	No response to demand letters. Will continue collection efforts, but will postpone filing a lawsuit at this time unless otherwise instructed (amounts due under \$250.00).
Axia International		2023 - \$16.61	No response to demand letters. Will continue collection efforts, but will postpone filing a lawsuit at this time unless otherwise instructed (amounts due under \$250.00).
SF Motors		2023 - \$68.41 2023 - \$39.10	No response to demand letters. Will continue collection efforts, but will postpone filing a lawsuit at this time unless otherwise instructed (amounts due under \$250.00).
Toon's Auto World		2023 - \$89.16 2023 - \$39.54	No response to demand letters. Will continue collection efforts, but will postpone filing a lawsuit at this time unless otherwise instructed (amounts due under \$250.00).
Angel's Kitchen		2023 - \$108.69	No response to demand letters. Will continue collection efforts, but will postpone filing a lawsuit at this time unless otherwise instructed (amounts due under \$250.00).

PERSONAL PROPERTY JUDGMENTS

Lawsuits were filed on the accounts listed below and Judgments have been entered against the taxpayers. A Judgment is a court order that is the decision in the lawsuits. Once a Judgment is entered, if the personal property associated with the tax account is still in the possession of the taxpayer, a Writ of Execution can be issued by the court which allows a sheriff or constable to seize the assets which will then be sold to pay the taxes.

If the personal property is no longer in the possession of the taxpayer, an Abstract of Judgment is filed with the County Clerk's office. The purpose of an Abstract of Judgment is to create a public record and create a lien on any real estate property owned or later acquired by the defendant located in the county in which the abstract of judgment is recorded.

PROPERTY OWNER	ACCOUNT NO.	BASE AMOUNT DUE	STATUS
Pine Oak Cleaners		2018-2019 - \$289.62	Court judgment entered. Per HCAD's notes, a site inspection revealed that this business was no longer at the property location. Account is not active after 2019. Abstract of Judgment filed with the County Clerk's office.
Paul Deakins		2009-2021 - \$561.31	Court judgment entered. This is a vehicle personal property account. A Writ of Execution was sent to the Constable who attempted to serve the Writ at the property address of 40 Cypress Creek Parkway. The Constable was unable to serve the Writ because the address was a UPS Store. Deakins no longer lives in Texas (he was served with the lawsuit at an address in Barberton, Ohio). Additionally, this account has been zeroed out for the 2022 and subsequent tax years. Abstract of Judgment filed with the County Clerk's office.

PROPERTY OWNER	ACCOUNT NO.	BASE AMOUNT DUE	STATUS
Carl's Jr.	[REDACTED]	2019-2020 - \$470.28	Court judgment entered. HCAD conducted a field visit and reported that this company is no longer in business at the property location. This account is not active after 2020. Abstract of Judgment filed with the County Clerk's office.
Quality Assured LLC	[REDACTED]	2017-2023 - \$210.85	Court judgment entered. A Constable went out to the property location to serve a Writ of Execution. The Constable stated that the property is always closed and was unable to determine if there were any non-exempt assets for the company. The Writ was returned to the court. Additionally, the registered agent for this corporation, Cedrick Jermaine Burns, is deceased. Abstract of Judgment filed with the County Clerk's office.
Fallas Paredas #181	[REDACTED]	2019-2022 - \$2,378.49	Court judgment entered. The company filed for bankruptcy in 2018 and is no longer in business. Abstract of Judgment filed with the County Clerk's office.
[REDACTED]	[REDACTED]	2013-2017 - \$232.77 2010-2018 - \$2,061.12 2012-2023 - \$3,450.73	Court judgment entered. Forwarded Writ of Execution to Constable. Constable went to the business address and the property was vacant. Constable did not find a forwarding address for the taxpayer. Abstract of Judgment filed with the County Clerk's office.
Ntrest Logistics	[REDACTED]	2020-2023 - \$2,462.94	Court Judgment entered. An internet search of this company revealed that it is "permanently closed". Abstract of Judgment filed with the County Clerk's office.
Pate Taraborelli Partners LP	[REDACTED]	2019 - \$49.23 2020 - \$49.23 2021 - \$45.36	Court Judgment entered. Per HCAD, company no longer in business. Sales tax permit inactive. Account not active after 2021 tax year. Abstract of Judgment filed with the County Clerk's office.
Armour Fitness	[REDACTED]	2019 - \$249.18 2020 - \$249.18	Court Judgment entered. Per HCAD, company no longer in business. Account not active after 2020 tax year. Abstract of Judgment filed with the County Clerk's office.
[REDACTED]	[REDACTED]	2020 - \$34.03 2021 - \$22.20 2022 - \$151.22 2023 - \$270.76	Court Judgment entered. This is a business vehicle personal property account. Abstract of Judgment filed with the County Clerk's office.
Boost Mobile	[REDACTED]	2021 - \$29.79 2022 - \$30.63 2023 - \$36.64	Court Judgment entered. Abstract of Judgment filed with the County Clerk's office.


NOTICE OF MEETING

BRAZOS COUNTY MUNICIPAL UTILITY DISTRICT NO. 1

The Board of Directors of Brazos County Municipal Utility District No. 1 will hold a special meeting on **Friday, January 17, 2025, at 12:00 p.m.**, at 1929 Country Club Drive, Bryan, Texas, to discuss and, if appropriate, act upon the following items:

1. Comments from the public.
2. Convene in Executive Session pursuant to Section 551.071, Texas Government Code, to conduct a private consultation with attorney to discuss pending or contemplated litigation, or a settlement offer.
3. Reconvene in Open Session and authorize appropriate action regarding contemplated litigation, or a settlement offer.
4. Authorize action related to executive session.
5. Receive Stormwater Management Program report and approve proposal for coverage under TPDES General Permit No. TXR040000.
6. Consent to Partial Assignment and Assumption of Amended and Restated Development Financing Agreement.




Attorney for the District

Persons with disabilities who plan to attend this meeting and would like to request auxiliary aids or services are requested to contact the District's attorney at (713) 860-6400 at least three business days prior to the meeting so that appropriate arrangements can be made.

Marina.H

From: Becky <Becky.B@bamunitax.com>
Sent: Friday, January 10, 2025 2:18 PM
To: 'Marina.H'
Cc: avik.b@bamunitax.com; 'Danielle.s@bamunitax.com'
Subject: FW: Brazos County MUD No. 1 Agenda - January 17, 2025
Attachments: Brazos 1 Agenda 01-17-25.pdf

Marina:

We will not be attending this special meeting. Please print and clamp down in meeting folder.

Becky Brewer

B&A Municipal Tax Service LLC
13333 Northwest Freeway, Suite 620
Houston TX 77040
713-900-2680
Becky.b@bamunitax.com
www.bamunitax.com

From: Karen Gilbert [mailto:kgilbert@abhr.com]
Sent: Friday, January 10, 2025 2:14 PM
To: Karen Gilbert <kgilbert@abhr.com>
Subject: Brazos County MUD No. 1 Agenda - January 17, 2025

Brazos County MUD No. 1 Agenda for Friday, January 17, 2025, at 12:00 p.m., at Phillips Event Center, 1929 Country Club Drive, Bryan, Texas, attached.

Karen Gilbert

District Admin. Assistant, Allen Boone Humphries Robinson LLP

ABHR

O (713) 860-6442 M (832) 683-9384 F (713) 860-6642

W ABHR.com E kgilbert@abhr.com

A 3200 Southwest Freeway, Suite 2600 | Houston, TX 77027



RESOLUTION AUTHORIZING AN ADDITIONAL PENALTY ON
DELINQUENT PERSONAL PROPERTY TAXES

WHEREAS, the Board of Directors of CNP Utility District (the "District") is desirous of defraying the costs of collection of delinquent taxes; and

WHEREAS, the District has contracted with an attorney for collection of delinquent taxes as set forth in Section 6.30 of V.T.C.A. Tax Code, as amended ("Tax Code"); and

WHEREAS, Section 33.11 of the Tax Code, as amended, provides that, if the District has contracted with an attorney under Section 6.30 of the Tax Code, as amended, for collection of the District's delinquent taxes, the District may impose an additional penalty not to exceed the amount of the compensation specified in the contract with the attorney to be paid in connection with the collection of the delinquent personal property taxes on personal property taxes that become delinquent on or after February 1 of a year and that remain delinquent sixty (60) days after the date on which they become delinquent; and

WHEREAS, said Section 33.11 provides that said penalty shall not exceed the amount of compensation specified in the contract with the above-described attorney; and

WHEREAS, said contract specifies compensation in the amount of twenty percent (20%) of the amount of delinquent tax, penalty and interest collected; Therefore,

BE IT RESOLVED BY THE BOARD OF DIRECTORS OF CNP UTILITY DISTRICT,
THAT:

Section 1. The District has entered into a contract with an attorney pursuant to Section 6.30 and in accordance with Section 33.11 of the Tax Code, as amended, for the collection of delinquent taxes, penalty and interest.

Section 2. District taxes on personal property that become delinquent on or after February 1 of a year and that remain delinquent sixty (60) days after said date shall incur an additional penalty of twenty percent (20%) on the amount of such personal property taxes, penalty and interest to defray the costs of collection of said delinquent taxes, in accordance with Section 33.11 of the Tax Code, as amended.

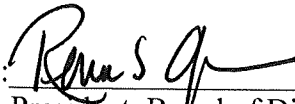
Section 3. The District's tax collector shall deliver a notice of delinquency and of the penalty imposed pursuant to Section 2 above to the property owner at least thirty (30) and not more than sixty (60) days before the date on which the penalty will be incurred in the manner required by Section 33.11 of the Tax Code, as amended.


Section 4. Delinquent personal property taxes which incur the penalty set forth in this Resolution shall not be subject to an additional penalty under Section 33.07 of the Tax Code, as amended, it being found and declared by the Board of Directors of the District that the penalty hereunder is an alternative to the authority of said Section 33.07.

PASSED AND APPROVED this the 20th day of January, 2025.

CNP UTILITY DISTRICT

ATTEST:

By: 
President, Board of Directors

By: 
Secretary, Board of Directors

(SEAL)



CNP Utility District

OPERATIONS REPORT

January 16, 2025

Prepared by

Municipal District Services, LLC





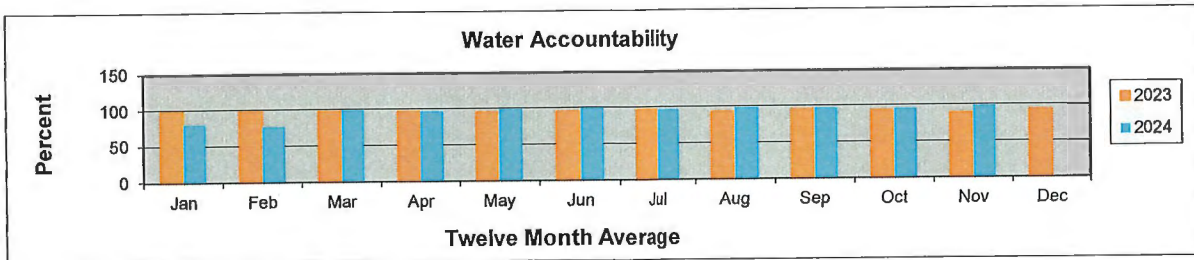
CNP Utility District
Operations and Management Report

I. Connections & Billing

▪ Total Connections		320
▪ COLLECTIONS: Period Ending	December 13, 2024	\$277,213.16
▪ CURRENT BILLING: Period Ending	December 7, 2024	\$368,142.57

II. Water Production

For the period	11/7/2024 - 12/6/2024	
Water Produced		34.479 MG
Billed		34.289 MG
Accountability		99.6%



Repairs & Maintenance during the month included:

- Performed quarterly preventative maintenance on CL2 system at Water Plant 1.

III. Wastewater Treatment

There were no permit excursions at the facility for the month of December 2024.

Repairs & Maintenance during the month included:

- Performed annual preventative maintenance on clarifiers.

IV. Collection System, Lift Station and Storm Pump Station

Repairs & Maintenance during the month included:

- Resealed manhole and restored site at 601 Cypress Station.

V. Water Distribution System

Repairs & Maintenance during the month included:

- Nothing to report.

VI. Correspondence

- Nothing to report.

VII. Action Items

- Consider and approve terminations.



CNP Utility District
Billing and Collection Summary

COLLECTIONS: Period Ending

December 13, 2024

Penalty:	\$	2,530.58
Water:	\$	61,437.03
Sewer:	\$	49,467.10
NHCRWA Fee:	\$	112,437.12
Deposit:	\$	5,300.00
Security Fee:		37791.33
Grease Trap Inspection:	\$	3,720.00
Back Charge:	\$	-
Rental Meter Fee:	\$	-
Inspection:	\$	-
Returned Payment Fee:	\$	10.00
Reconnect Fee:	\$	-
Transfer Fee:	\$	20.00
Security Fee:	\$	-
Applied Deposits:	\$	4,500.00
Total Collections:	\$	277,213.16

CURRENT BILLING: Period Ending

December 7, 2024

Penalty:	\$	4,446.87
Water:	\$	57,793.68
Sewer:	\$	50,366.21
NHCRWA Fee:	\$	103,767.10
Deposit:	\$	9,400.00
Security Fee:	\$	40,724.00
Grease Trap Inspection:	\$	3,900.00
Back Charge:	\$	-
Rental Meter Fee:	\$	-
Inspection:	\$	60.00
Pull/ Lock Meter Fee:	\$	-
Transfer Fee:	\$	50.00
Security Fee:	\$	-
Arrears:	\$	101,213.17
Unapplied Overpayments:	\$	(3,578.46)
Net Receivable:	\$	368,142.57

CUSTOMER AGED RECEIVABLES:

30 Day:	\$	27,640.34
60 Day:	\$	25,381.64
90 Day:	\$	54,997.20
Overpayments:	\$	(2,359.14)
Total Receivables:	\$	105,660.04

CONNECTION COUNT:

Residential:	6
Builder:	0
Commercial:	146
Fire Taps:	26
Multi-Family:	55
Sprinkler:	81
Miscellaneous:	6
Total Connections:	320



CNP Utility District
Water and Wastewater Report

WATER PLANT OPERATIONS:

TDH ID No. 1010429

Current Period: 11/7/2024 - 12/6/2024

Well No. 1:	0.000	MG
Well No. 2:	0.028	MG
Well No. 3:	10.003	MG
Well No. 4:	14.514	MG
Surface Water:	9.934	MG
Total Production:	34.479	MG
Consumption (Billed):	34.289	MG
Accounted for:	0.042	MG
Percent Accounted For:	99.6%	

H G C S D PERMIT:

Co-permittee Well Nos. 1658, 2634, 3564, 5654

NHCRWA MONITORS HGCS D PERMIT

Permit Term: 09/01/24 - 08/31/25

Current Period 11/1/24 - 11/30/24

Gallons Authorized:	475.000	MG
Current Month Prod.:	26.912	MG
Cum. Gallons Prod.:	60.244	MG
Auth. Gallons Rem.:	414.756	MG
Avg. Gallons Per Mo.:	20.081	MG
Permit Months Rem.:	9	

WASTEWATER TREATMENT PLANT OPERATIONS:

12/1/24 - 12/31/24

TCEQ Permit No. 11239 Expiration Date - 11/29/2024

Percent Loading of Capacity: 49.2%

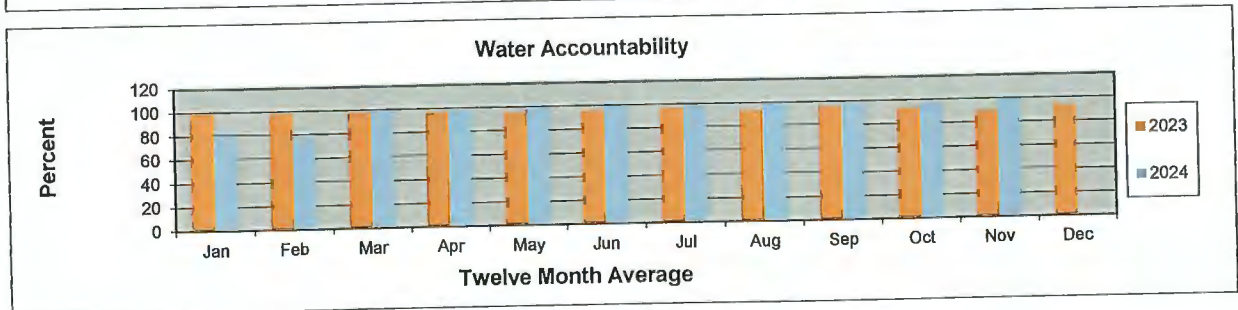
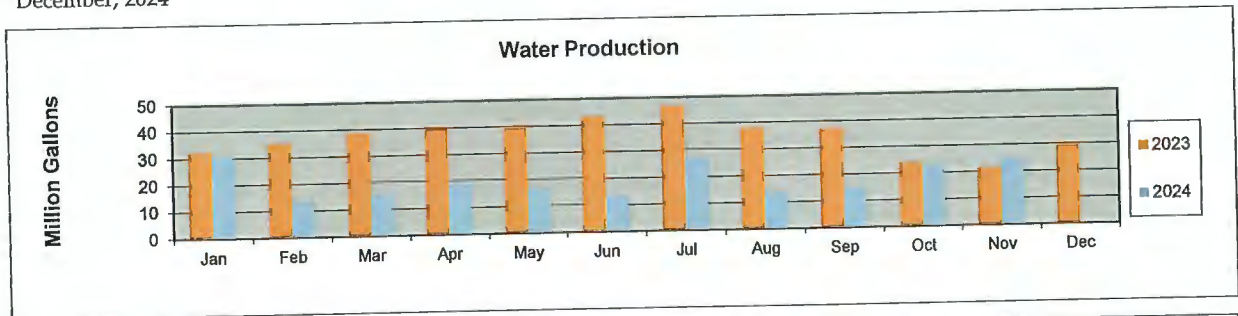
Permit Excursions: None

	Permitted	Actual	Units	Excursion
DO Minimum:	6.00	6.10	Milligrams / Liter	No
Minimum pH	6.00	7.30	Standard Units	No
Maximum pH	9.00	8.10	Standard Units	No
TSS Daily Avg.:	313.0	16.05	Pounds / Day	No
TSS Daily Avg.:	15.0	1.54	Milligrams / Liter	No
TSS Daily Max.:	40.0	3.20	Milligrams / Liter	No
NH3 Daily Avg.:	42.0	3.18	Pounds / Day	No
NH3 Daily Avg.:	2.0	0.30	Milligrams / Liter	No
NH3 Daily Max.:	10.0	1.30	Milligrams / Liter	No
Flow 2 hr. peak:	5208	1250	GPM	No
Flow Annual Avg.	2.500	1.290	Million Gal. / Day	No
Flow Daily Avg.:	n/a	1.231	Million Gal. / Day	No
Flow Daily Max.:	n/a	1.351	Million Gal. / Day	No
CBOD Daily Avg.:	146.0	31.26	Pounds / Day	No
CBOD Daily Avg.:	7.0	2.99	Milligrams / Liter	No
CBOD Daily Max.:	17.0	7.30	Milligrams / Liter	No
E. Coli Daily Avg:	63	2	Cfu / 100 ML	No
E. Coli Max:	200	10	Cfu / 100 ML	No



CNP Utility District Water Production and Accountability

Period Ending	Production (MG)	Surface Water	Interconnect Water	Accounted For	Billed (MG)	Accountability (%)	Twelve Month Average
January, 2023	31.986	8.058		0.338	38.911	98.0	96.6
February, 2023	34.942	0.000		0.064	33.978	97.4	96.3
March, 2023	38.341	0.000		0.297	36.825	96.8	96.0
April, 2023	39.973	0.000		0.015	38.431	96.2	95.9
May, 2023	39.716	0.000		0.120	37.538	94.8	95.6
June, 2023	42.956	0.000		0.044	40.670	94.8	95.3
July, 2023	46.454	0.051		0.046	44.661	96.1	95.4
August, 2023	37.530	12.017		0.053	45.786	92.5	95.6
September, 2023	36.856	6.397		0.219	40.688	94.6	95.6
October, 2023	23.709	21.706		0.618	41.257	92.2	95.4
November, 2023	21.110	19.233		0.085	35.755	88.8	95.0
December, 2023	29.739	13.647		0.120	39.980	92.4	94.6
January, 2024	30.497	11.550		0.045	33.749	80.4	93.1
February, 2024	13.526	27.869		0.097	31.766	77.0	91.4
March, 2024	15.247	21.356		0.607	35.642	99.0	91.6
April, 2024	18.583	17.842		0.107	35.185	96.9	91.6
May, 2024	16.200	21.437		0.149	37.060	98.9	92.0
June, 2024	13.229	26.466		0.174	39.503	100.0	92.4
July, 2024	26.552	10.235		0.276	35.503	97.3	92.5
August, 2024	13.555	25.278		0.074	38.279	98.8	93.0
September, 2024	14.667	24.334		0.150	37.833	97.4	93.2
October, 2024	22.567	19.911		0.442	40.161	95.6	93.5
November, 2024	24.545	9.934		0.042	34.289	99.6	94.4
December, 2024							





Description	Address	Account Number	Meter Size	11/7/2023 Usage	12/7/2023 Usage	1/7/2024 Usage	2/7/2024 Usage	3/7/2024 Usage	4/7/2024 Usage	5/7/2024 Usage	6/7/2024 Usage	7/7/2024 Usage	8/7/2024 Usage	9/7/2024 Usage	10/7/2024 Usage	11/7/2024 Usage
Lent Family Park West-Dog Park/ Restrooms			4 inch	48	40	33	46	62	49	47	50	40	56	63	61	38
Lent Family Park West-Vacant			2 inch	0	0	0	0	0	0	0	0	0	1	1	0	0
Lent Family Park West-Soccer Field			2 inch	65	1	1	96	68	107	142	220	154	285	146	286	100
Lent Family Park West-Irrigation			1.5 inch	168	45	69	74	102	92	4	167	37	301	194	317	110
Lent Family Park East-Splash Park			4 inch	1	1	2	1	2	171	495	1158	73	4	1	4	1
Lent Family Park East-Irrigation			1.5 inch	2	1	1	4	2	97	2	60	37	119	47	234	1
Total				284	88	106	221	236	516	690	1655	341	766	452	902	250
Less Soccer Field				219	87	105	125	168	409	548	1435	187	481	306	616	150
NHCRA Fee				\$ 481.80	\$ 191.40	\$ 231.00	\$ 275.00	\$ 369.60	\$ 899.80	\$ 1,205.60	\$ 3,157.00	\$ 411.40	\$ 1,058.20	\$ 673.20	\$ 1,355.20	\$ 330.00

PREVENTIVE MAINTENANCE SCHEDULE

District Name: CNP UD

Asset Name	Task Name	Frequencies	Last Service	Status of Last Service	Next Service
CNP WP 1: 897 CYPRESS STATION, HOUSTON, TX 77090					
Analyzers	Inspect and Service	Monthly	Dec 2024	Not Started	Jan 2025
Chemical Feed Equipment	Inspect and Service	Quarterly	Nov 2024	Complete	Feb 2025
Electrical Survey	Inspect	Annually	May 2024	Complete	May 2025
Elevated Storage Tank	Inspect	Annually	May 2024	Complete	May 2025
Facility PM	Service	Semi-Annually	Jul 2024	Complete	Jan 2025
Gate	Inspect and Service Swinging Electrical Gate	Quarterly	Dec 2024	Not Started	Mar 2025
Generator	2 Hour Load Bank Test	Annually	Jan 2024	Complete	Jan 2025
Generator	4 Hour Load Run Test	Annually	Apr 2024	Complete	Apr 2025
Generator	Inspect and Service	Semi-Annually	Nov 2024	Complete	May 2025
Generator Diesel Fuel Cleaning	Clean and Service	Annually	Jun 2024	Not Performed	Jun 2025
GST #1	Inspect Exterior With Interior Inspection from Hatch	Annually	May 2024	Complete	May 2025
HPT #1	Inspect Exterior	Annually	May 2024	Complete	May 2025
HPT #1	Inspect Interior	5 Years	Mar 2022	Complete	Mar 2027
LAS Pumps	Inspect and Service	Annually	Feb 2024	Not Started	Feb 2025
Water Well #1	Well Production/Vibration Test	Semi-Annually	Aug 2024	Complete	Feb 2025
CNP WP 2: 607 REDLEAF, HOUSTON, TX 77090					
Electrical Survey	Inspect	Annually	May 2024	Complete	May 2025
Facility PM	Service	Semi-Annually	Jul 2024	Complete	Jan 2025
Water Well #2	Well Production/Vibration Test	Semi-Annually	Aug 2024	Complete	Feb 2025
CNP WP 3: 301 WELLS FARGO DRIVE, HOUSTON, TX 77090					
Chemical Feed Equipment	Inspect and Service	Quarterly	Nov 2024	Complete	Feb 2025
Crane Inspection	Inspect	Annually	Sep 2024	Complete	Sep 2025
Electrical Survey	Inspect	Annually	May 2024	Complete	May 2025
Facility PM	Service	Semi-Annually	Jul 2024	Complete	Jan 2025
Gate	Inspect and Service Cantilever Gate	Quarterly	Dec 2024	Not Started	Mar 2025
Generator	2 Hour Load Bank Test	Annually	Jan 2024	Complete	Jan 2025
Generator	4 Hour Load Run Test	Annually	Apr 2024	Complete	Apr 2025
Generator	Inspect and Service	Semi-Annually	Nov 2024	Complete	May 2025
Generator Diesel Fuel Cleaning	Clean and Service	Annually	Jun 2024	Complete	Jun 2025
GST #1	Inspect Exterior With Interior Inspection from Hatch	Annually	May 2024	Complete	May 2025
HPT #1	Inspect Exterior	Annually	May 2024	Complete	May 2025
HPT #1	Inspect Interior	5 Years	Mar 2022	Complete	Mar 2027
LAS Pumps	Inspect and Service	Annually	Feb 2024	Not Started	Feb 2025
Water Well #3	Well Production/Vibration Test	Semi-Annually	Aug 2024	Complete	Feb 2025

District Name: CNP UD

Asset Name	Task Name	Frequencies	Last Service	Status of Last Service	Next Service
CNP WP 4: 17735 WESTFIELD PLACE DRIVE, HOUSTON, TX 77090					
Air Conditioning Unit	Inspect and Service	Semi-Annually	Oct 2024	Complete	Apr 2025
Chemical Feed Equipment	Inspect and Service	Quarterly	Nov 2024	Complete	Feb 2025
Crane Inspection	Inspect	Annually	Sep 2024	Complete	Sep 2025
Electrical Survey	Inspect	Annually	May 2024	Complete	May 2025
Facility PM	Service	Semi-Annually	Jul 2024	Complete	Jan 2025
Gate	Inspect and Service Centilever Gate	Quarterly	Dec 2024	Not Started	Mar 2025
Generator	2 Hour Load Bank Test	Annually	Jan 2024	Complete	Jan 2025
Generator	4 Hour Load Run Test	Annually	Apr 2024	Complete	Apr 2025
Generator	Inspect and Service	Semi-Annually	Nov 2024	Complete	May 2025
Generator Diesel Fuel Cleaning	Clean and Service	Annually	Jun 2024	Complete	Jun 2025
GST #1	Inspect Exterior With Interior Inspection from Hatch	Annually	May 2024	Complete	May 2025
HPT #1	Inspect Exterior	Annually	May 2024	Complete	May 2025
HPT #1	Inspect Interior	5 Years	Mar 2022	Complete	Mar 2027
LAS Pumps	Inspect and Service	Annually	Feb 2024	Not Started	Feb 2025
Water Well #4	Well Production/Vibration Test	Semi-Annually	Aug 2024	Complete	Feb 2025
CNP WWTP: 530 CYPRESS STATION DRIVE, HOUSTON, TX 77090					
Air Conditioning Unit	Inspect and Service (For Ultra Violet System)	Semi-Annually	Oct 2024	Complete	Apr 2025
Blowers and Motors	Service	Quarterly	Dec 2024	Not Started	Mar 2025
Crane Inspection	Inspect (For Ultra Violet System)	Annually	Sep 2024	Complete	Sep 2025
Effluent Basin	Clean and Service	Annually	Aug 2024	Complete	Aug 2025
Effluent Sampler	Inspect and Service	Quarterly	Dec 2024	Not Started	Mar 2025
Electrical Survey	Inspect	Annually	Feb 2024	Not Started	Feb 2025
Facility PM	Service	Semi-Annually	Jul 2024	Complete	Jan 2025
Fine Screen	Clean and Service	Quarterly	Oct 2024	Complete	Jan 2025
Flow Recording Equipment	Service and Calibrate	Semi-Annually	Oct 2024	Complete	Apr 2025
HPT #1	Inspect Exterior	Annually	May 2024	Complete	May 2025
HPT #1	Inspect Interior	5 Years	Mar 2022	Complete	Mar 2027
Hydraulic Traveling Bridge	Inspect and Service Clarifier 1,2,3 & Sand Filters 1,2	Annually	Oct 2024	Complete	Oct 2025
Influent Sampler	Inspect and Service	Quarterly	Dec 2024	Not Started	Mar 2025
Ultra Violet System	Inspect and Service	Quarterly	Oct 2024	Complete	Jan 2025
CNP OSLS: 530 CYPRESS STATION, HOUSTON, TX 77090					
Air Conditioning Unit	Inspect and Service OSLS 2nd Unit - VFD	Annually	May 2024	Complete	May 2025
Air Conditioning Unit	Inspect and Service OSLS Office	Annually	May 2024	Complete	May 2025
Lift Pump PM OSLS	Inspect and Service OSLS	Annually	Jun 2024	Complete	Jun 2025
On Site Lift Station	Clean and Service	Quarterly	Dec 2024	Not Started	Mar 2025

District Name: CNP UD

Asset Name	Task Name	Frequencies	Last Service	Status of Last Service	Next Service
CNP LS 1 (ENTERPRISE): 16390 NORTH FREEWAY, HOUSTON, TX 77090					
Lift Pump PM	Inspect and Service	Semi-Annually	Aug 2024	Complete	Feb 2025
Lift Station #1	Clean and Service	Semi-Annually	Dec 2024	Not Started	Jun 2025
CNP UD OTHER ROUTINE MAINTENANCE					
Commercial Meters	Test	Annually	May 2024	Complete	May 2025
Fire Hydrants	Inspect	Semi-Annually	Oct 2024	In Progress	Apr 2025

CNP Utility District

CONFIDENTIAL REPORT

January 16, 2025

submitted by

Municipal District Services, LLC



DELINQUENT LETTER ACCOUNTS LISTING - DUE 01/16/2025

District: 43 CNP UD Select Status... Arrears Only Date: 01/10/2025 Page: 1

Account	* Name	Service Address	Total Arrears	Total Current	Letter Due	Deposit
			57.30	294.58	351.88	300.00
			103.27	1,004.19	1,107.46	.00
			16,088.45	6,777.21	22,865.66	6,900.00
			16,974.01	7,277.71	24,251.72	6,900.00
			90.80	42.62	133.42	100.00
			222.14	222.14	444.28	.00
			281.03	67.54	348.57	160.00
			183.27	41.08	224.35	350.00
			1,475.43	483.83	1,959.26	4,000.00
			227.23	5,167.25	5,394.48	50.00
			2,852.57	1,265.27	4,117.84	3,000.00
			4,407.81	4,394.39	8,802.20	14,000.00

Items Count: 12



January 20, 2025

CNP Utility District
% Marks Richardson PC
3700 Buffalo Speedway, Suite 830
Houston, Texas 77098

Re: Engineer's Report

Dear Board Members:

The following is the Engineer's Report for the meeting on January 20, 2025 at 12:00 pm:

10. Consider the engineer's report, including:

(a) Authorize the design, advertisement for bids and/or award of construction contracts or concurrence in the award of a contract for the construction of water, sanitary sewer or drainage facilities within the District;

(i) Status of design work for replacement of Motor Control Center at Water Plant No. 1;

We are preparing to advertise this project.

(ii) Status of design work for the Commercial Meter Replacement;

We commenced design.

(iii) Status of design work for the WWTP Phase II Rehabilitation project;

We commenced design.

(b) Consider status of construction contracts, including the approval of any change orders and/or acceptance of facilities for operation and maintenance purposes, including;

(i) Status of contract with Sustanite Support Services, LLC for maintenance and replacement work at sewage treatment plant (Phase I), including status of repairs to sand filter media;

The Contractor is working on the filter improvements.



(ii) Status of contract with W.W. Payton Corporation for WWTP and WP SCADA System Replacement;

We held the substantial inspection on January 6th. The Contractor is addressing punch list items.

(c) Consider acceptance of site and/or easement conveyances for facilities constructed or to be constructed for the District including;

No updates at this time.

(d) Status of storm water quality permits;

- (i) Interstate Commerce Center:
The next expiration date is June 16, 2025.
- (ii) Lents Park East:
The next expiration date is October 17, 2025.
- (iii) Lents Park West:
The next expiration date is October 17, 2025.
- (iv) North 45 Commerce Park:
The next expiration date is October 20, 2025.

(e) Platting District facilities;

We are reviewing the draft plats for the facilities.

(f) Status of development in the District;

Proposed Townhome Development at 1801 Cypress Station Dr.
We await a set of plans from the Developer.

(g) Issuance of utility commitments;

No updates at this time;

(h) Status of preparation of the Wastewater Treatment Plant permit renewal; and the taking of any actions required in connection therewith;

We await the draft permit from TCEQ.



Sincerely,

A handwritten signature in black ink, appearing to read "Ronald Anderson II, P.E." with a stylized flourish at the end.

Ronald Anderson II, P.E.
District Engineer



**MUNICIPAL ACCOUNTS
& CONSULTING, L.P.**

Bookkeeper's Report | January 20, 2025

CNP Utility District



WEBSITE

www.municipalaccounts.com



ADDRESS

1281 Brittmoore Road
Houston, Texas 77043



CONTACT


Phone: 713.623.4539
Fax: 713.629.6859

THIS PAGE INTENTIONALLY LEFT BLANK



Spotlight On Your Base Water Rate

Special Purpose Districts have the responsibility to set minimum water rates that will generate income to cover the costs of water production and delivery for their residents. In addition, these revenues can also be used to build surplus funds to cover unexpected expenses and Capital Projects. The dashboard below illustrates what a 1% - 12% increase in the base rate could potentially generate in general operating revenue.

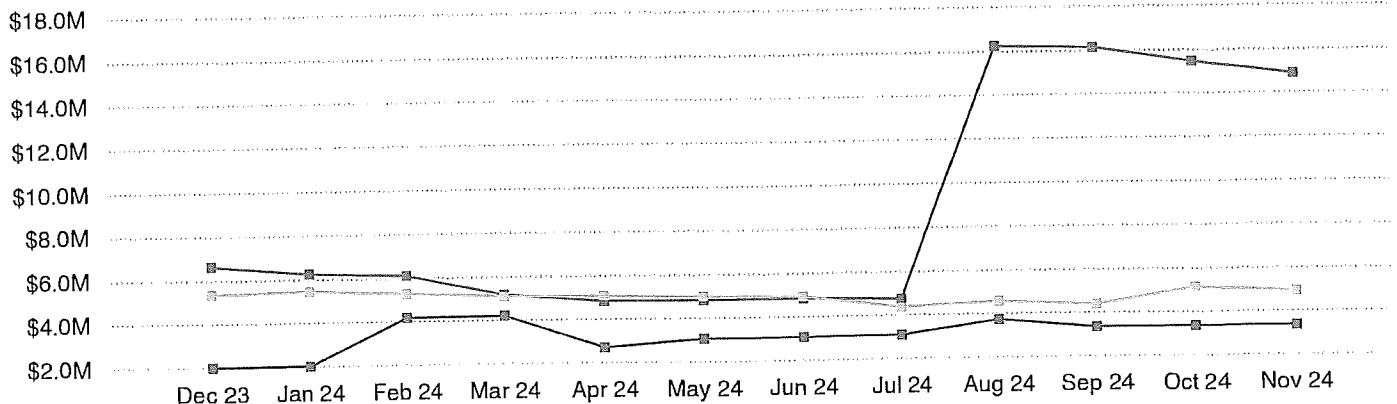


Account Balance | As of 01/16/2025

General Operating	Capital Projects	Debt Service
\$4,673,042	\$14,815,203	\$3,395,269

Total For All Accounts: \$22,883,514

Account Balance By Month | December 2023 - November 2024



Monthly Financial Summary - General Operating Fund

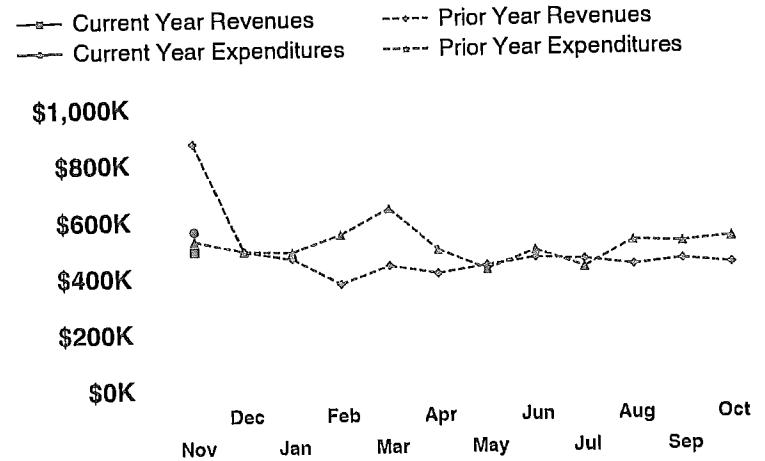
CNP Utility District - GOF



Account Balance Summary

Balance as of 12/20/2024	\$4,650,212
Receipts	612,512
Disbursements	(589,682)
Balance as of 01/16/2025	\$4,673,042

Overall Revenues & Expenditures By Month (Year to Date)



November 2024

Revenues

Actual	Budget	Over/(Under)
\$495,214	\$409,216	\$85,999

Expenditures

Actual	Budget	Over/(Under)
\$566,352	\$455,641	\$110,712

November 2024 - November 2024 (Year to Date)

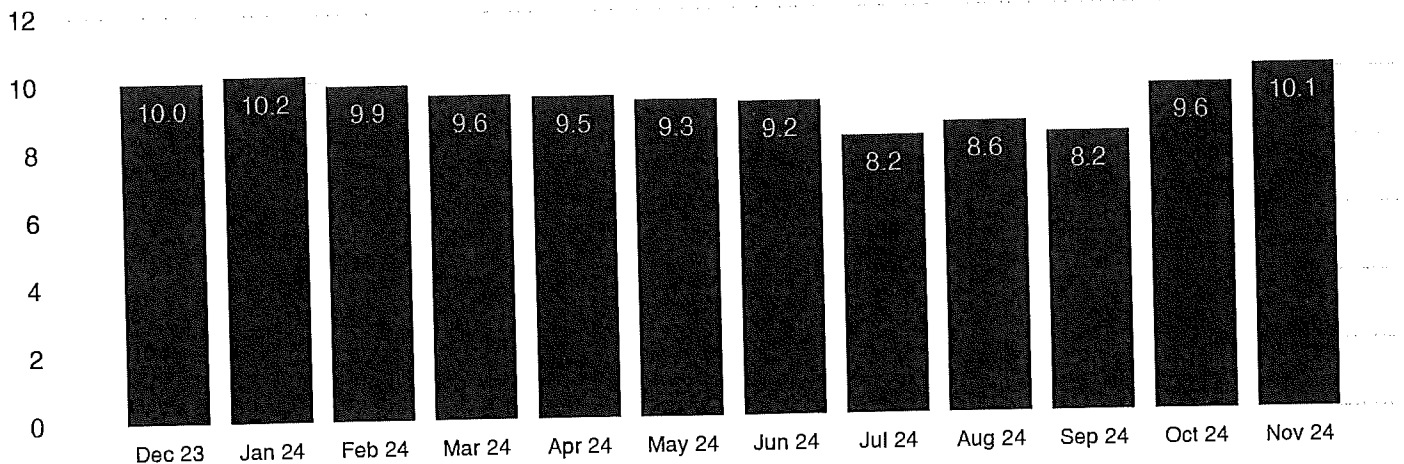
Revenues

Actual	Budget	Over/(Under)
\$495,214	\$409,216	\$85,999

Expenditures

Actual	Budget	Over/(Under)
\$566,352	\$455,641	\$110,712

Operating Fund Reserve Coverage Ratio (In Months)



Cash Flow Report - Checking Account

GNP Utility District - GOF



Number	Name	Memo	Amount	Balance
Balance as of 12/20/2024				\$18,982.93
Receipts				
	City of Houston - Sales Tax		55,488.67	
	Wire Transfer from Lockbox		285,527.22	
	Interest Earned on Checking		64.95	
Total Receipts				\$341,080.84
Disbursements				
15932	CenterPoint Energy	Utilities Expense	(44.67)	
15934	Comcast	Internet Expense	(146.66)	
15962	AT&T.	Telephone Expense	(254.85)	
15963	Comcast	Internet Expense	(757.26)	
15965	North Harris County Regional Water Author	Pumpage Fees	(48,498.93)	
15966	Reliant	Utility Expense	(22,254.47)	
15967	Republic Services, Inc.	Garbage Expense	(2,466.99)	
15968	Cypress Station Association	Annual Assessment Fees	(13,550.93)	
15969	Christopher Cockrell	Lents Family Park - Security Patrol	(2,560.00)	
15970	Donald Steward	Lents Family Park - Security Patrol	(2,840.00)	
15971	Justin Wilkerson	Lents Family Park - Security Patrol	(2,880.00)	
15972	Mark Herman	Lents Family Park - Security Patrol	(2,870.00)	
15973	Naveed Jamil	Lents Family Park - Security Patrol	(1,640.00)	
15974	B & A Municipal Tax Services, LLC	SB2 Compliance	(375.00)	
15975	Champions Hydro-Lawn, Inc.	Maintenance & Repairs	(14,512.85)	
15976	DSHS Central Lab MC2004	Laboratory Fees	(828.00)	
15977	Eastex Environmental Laboratory, Inc	Laboratory Fees	(6,811.00)	
15978	Erock ON-Site LLC	Generator Program - Energy Charges	(6,431.44)	
15979	FM 1960 Green Medians Joint Powers Board	Maintenance & Operations	(1,157.62)	
15980	Harris County Treasurer	Security Expense	(82,733.00)	
15981	Hawkins, Inc	Chemicals Expense	(6,088.50)	
15982	Marks Richardson, P.C.	Legal Fees	(6,850.89)	
15983	Municipal Accounts & Consulting, L.P.	Bookkeeping Fees	(7,932.52)	
15984	Municipal District Services, LLC	Maintenance & Operations	(51,597.83)	
15985	North Water District Laboratory Services	Laboratory Fees	(3,044.00)	
15986	PVS DX, Inc	Chemical Expense	(601.26)	
15987	Ready Maintenance LLC	Mowing Expense	(2,851.00)	
15988	The GMS Group, L.L.C.	Financial Advisor Fees	(950.00)	
15989	Touchstone District Services	Website Hosting & Maintenance	(295.00)	
15990	Water Utility Services, Inc.	Chemical & Lab Expense	(6,343.75)	
15991	AT&T.	Telephone Expense	0.00	
15992	CenterPoint Energy	Utility Expense	0.00	
15993	Comcast	Internet Expense	0.00	
15994	Comcast	Internet Expense	0.00	
15995	North Harris County Regional Water Author	Pumpage Fees	0.00	

Cash Flow Report - Checking Account

CNP Utility District - GOF



Number	Name	Memo	Amount	Balance
Disbursements				
15996	Reliant	Utility Expense	0.00	
15997	Republic Services, Inc.	Garbage Expense	0.00	
15998	Texas Commission on Environmental Quality	Revenue and Regulatory Fee	0.00	
Fees	Central Bank	Bank Service Charge	(5.00)	
HRP	HR&P	Payroll Admin Fee	(50.00)	
HRP	HR&P	Payroll Tax Liabilities	(270.46)	
Payroll	Keith Brown.	Fees of Office - 12/20/24	(214.82)	
Payroll	Kirk O'Neal	Fees of Office - 12/2, 12/20/24	(439.01)	
Payroll	Renee S Granberry	Fees of Office - 12/20/24	(204.10)	
Payroll	Gregory M Koch.	Fees of Office - 12/2, 12/20/24	(408.19)	
Payroll	Ed Hudson.	Fees of Office - 12/2, 12/20/24	(428.29)	
Total Disbursements				(\$302,188.29)
Balance as of 01/16/2025				\$57,875.48

Cash Flow Report - Lockbox Account

CNP Utility District - GOF



Number	Name	Memo	Amount	Balance
Balance as of 12/20/2024				\$45,792.71
Receipts				
	Accounts Receivable		176,895.92	
	Accounts Receivable		84,805.39	
Total Receipts				\$261,701.31
Disbursements				
Rtn Chk	Central Bank	Customer Returned Items	(1,966.80)	
Sweep	CNP Utility District - OP	Wire Transfer to Checking	(285,527.22)	
Total Disbursements				(\$287,494.02)
Balance as of 01/16/2025				\$20,000.00

Actual vs. Budget Comparison

CNP Utility District - GOF



	November 2024			November 2024 - November 2024			Annual Budget
	Actual	Budget	Over/ (Under)	Actual	Budget	Over/ (Under)	
Revenues							
Water Revenue							
14101 Water -Customer Service Revenue	60,018	51,558	8,460	60,018	51,558	8,460	859,300
14102 NHCRWA Fees	103,747	103,602	145	103,747	103,602	145	1,726,700
14103 NHCRWA - Capital & Interest	47,514	47,514	0	47,514	47,514	0	570,165
14110 NHCRWA - Credit	3,016	3,016	0	3,016	3,016	0	36,187
Total Water Revenue	214,295	205,689	8,605	214,295	205,689	8,605	3,192,352
Wastewater Revenue							
14201 Wastewater-Customer Service Fee	52,571	54,688	(2,117)	52,571	54,688	(2,117)	683,600
14203 Grease Trap	3,900	3,924	(24)	3,900	3,924	(24)	47,090
Total Wastewater Revenue	56,471	58,612	(2,141)	56,471	58,612	(2,141)	730,690
Sales Tax Revenue							
14401 Sales Tax-COH	67,618	68,714	(1,096)	67,618	68,714	(1,096)	747,200
Total Sales Tax Revenue	67,618	68,714	(1,096)	67,618	68,714	(1,096)	747,200
Tap Connection Revenue							
14502 Inspection Fees	60	300	(240)	60	300	(240)	3,600
Total Tap Connection Revenue	60	300	(240)	60	300	(240)	3,600
Parks & Recreation Revenue							
14602 Security Patrol Revenue	40,724	75,000	(34,276)	40,724	75,000	(34,276)	900,000
Total Parks & Recreation Revenue	40,724	75,000	(34,276)	40,724	75,000	(34,276)	900,000
Administrative Revenue							
14702 Penalties & Interest	4,517	5,475	(958)	4,517	5,475	(958)	65,700
14703 Plan Review Fees	0	0	0	0	0	0	700
Total Administrative Revenue	4,517	5,475	(958)	4,517	5,475	(958)	66,400
Interest Revenue							
14801 Interest Earned on Checking	100	100	0	100	100	0	1,200
14802 Interest Earned on Temp. Invest	22,763	18,958	3,805	22,763	18,958	3,805	227,500
Total Interest Revenue	22,863	19,058	3,805	22,863	19,058	3,805	228,700
Other Revenue							
15801 Miscellaneous Income	88,667	167	88,500	88,667	167	88,500	2,000
Total Other Revenue	88,667	167	88,500	88,667	167	88,500	2,000
Total Revenues	495,214	433,016	62,199	495,214	433,016	62,199	5,870,942
Expenditures							
Water Service							
16101 Billing Service Fees - Water	8,805	8,025	780	8,805	8,025	780	96,300

General Operating Fund

Actual vs. Budget Comparison

CNP Utility District - GOF



	November 2024			November 2024 - November 2024			Annual Budget
	Actual	Budget	Over/ (Under)	Actual	Budget	Over/ (Under)	
Expenditures							
Water Service							
16103 NHCRWA - Pumpage Fee	69,971	52,266	17,705	69,971	52,266	17,705	871,100
16104 NHCRWA - Purchase Water	24,007	87,543	(63,536)	24,007	87,543	(63,536)	972,700
16105 Maintenance & Repairs - Water	19,308	48,722	(29,414)	19,308	48,722	(29,414)	584,666
16107 Chemicals - Water	6,319	7,175	(857)	6,319	7,175	(857)	86,100
16108 Laboratory Expense - Water	2,401	1,475	926	2,401	1,475	926	17,700
16109 Mowing - Water	1,867	1,050	817	1,867	1,050	817	12,600
16110 Utilities - Water	9,975	9,900	75	9,975	9,900	75	118,800
16114 Telephone Expense - Water	203	200	3	203	200	3	2,400
16115 Meter Replacement	87,443	0	87,443	87,443	0	87,443	0
16116 Permit Expense - Water	12,020	4,208	7,811	12,020	4,208	7,811	50,500
16118 Commercial Meter Testing	0	0	0	0	0	0	35,000
Total Water Service	242,318	220,565	21,754	242,318	220,565	21,754	2,847,866
Wastewater Service							
16201 Billing Service Fees-Wastewater	8,805	8,025	780	8,805	8,025	780	96,300
16203 Sanitary Lift Station Exp	23	1,625	(1,602)	23	1,625	(1,602)	19,500
16205 Maint & Repairs - Wastewater	10,508	17,306	(6,797)	10,508	17,306	(6,797)	207,666
16206 Storm Water Pump Station Exp	0	0	0	0	0	0	2,500
16207 Chemicals - Wastewater	2,080	5,208	(3,128)	2,080	5,208	(3,128)	62,500
16208 Laboratory Fees - Wastewater	16,990	10,417	6,573	16,990	10,417	6,573	125,000
16209 Mowing - Wastewater	985	1,025	(41)	985	1,025	(41)	12,300
16210 Utilities - Wastewater	18,535	17,400	1,135	18,535	17,400	1,135	208,800
16211 Utilities - Lift Station	13	42	(29)	13	42	(29)	500
16212 Sludge Removal	0	11,625	(11,625)	0	11,625	(11,625)	139,500
16214 Telephone Expense - Wastewater	51	55	(4)	51	55	(4)	660
16215 Grease Trap Expense	4,189	5,000	(811)	4,189	5,000	(811)	60,000
Total Wastewater Service	62,177	77,727	(15,550)	62,177	77,727	(15,550)	935,226
Garbage Service							
16301 Garbage Expense	2,478	2,725	(247)	2,478	2,725	(247)	32,700
Total Garbage Service	2,478	2,725	(247)	2,478	2,725	(247)	32,700
Storm Water Quality							
16404 Mowing - Detention	0	2,208	(2,208)	0	2,208	(2,208)	25,604
Total Storm Water Quality	0	2,208	(2,208)	0	2,208	(2,208)	25,604
Tap Connection							
16502 Inspection Expense	1,410	3,817	(2,407)	1,410	3,817	(2,407)	45,800
Total Tap Connection	1,410	3,817	(2,407)	1,410	3,817	(2,407)	45,800

General Operating Fund

Actual vs. Budget Comparison

CNP Utility District - GOF



	November 2024			November 2024 - November 2024			Annual Budget
	Actual	Budget	Over/ (Under)	Actual	Budget	Over/ (Under)	
Expenditures							
Parks & Recreation Service							
16601 Green Medians Fees	1,158	1,233	(76)	1,158	1,233	(76)	14,800
16602 Cypress Station-Assessment Fee	0	0	0	0	0	0	12,200
16603 Park Maintenance	47,125	25,400	21,725	47,125	25,400	21,725	304,800
16604 Park Utilities	907	42	865	907	42	865	500
Total Parks & Recreation Service	49,189	26,675	22,514	49,189	26,675	22,514	332,300
Administrative Service							
16701 Administrative Fees	182	33	148	182	33	148	400
16703 Legal Fees	4,847	4,750	97	4,847	4,750	97	57,000
16705 Auditing Fees	0	0	0	0	0	0	26,300
16706 Engineering Fees	3,265	7,083	(3,818)	3,265	7,083	(3,818)	85,000
16707 Engineering Fees - Special	8,812	2,500	6,312	8,812	2,500	6,312	2,500
16708 Financial Advisor Fees	0	0	0	0	0	0	950
16710 Website Expense	200	417	(217)	200	417	(217)	5,000
16711 Sales Tax Tracking	0	4,000	(4,000)	0	4,000	(4,000)	16,000
16712 Bookkeeping Fees	6,117	8,481	(2,364)	6,117	8,481	(2,364)	77,100
16714 Printing & Office Supplies	465	500	(36)	465	500	(36)	6,000
16715 Filing Fees	0	13	(13)	0	13	(13)	150
16716 Delivery Expense	0	33	(33)	0	33	(33)	400
16717 Postage	191	208	(17)	191	208	(17)	2,500
16718 Insurance & Surety Bond	0	0	0	0	0	0	94,800
16719 AWBD Expense	0	0	0	0	0	0	800
16721 Meeting Expense	352	417	(65)	352	417	(65)	5,000
16722 Bank Service Charge	261	208	53	261	208	53	2,500
16723 Travel Expense	48	50	(2)	48	50	(2)	600
16727 SB/HB Compliance	375	375	0	375	375	0	4,500
16728 Record Storage Fees	220	217	3	220	217	3	2,600
16729 Sponsorships	0	0	0	0	0	0	4,200
16730 Consumer Confidence Report	0	0	0	0	0	0	9,500
16731 Arbitrage Fees	0	0	0	0	0	0	3,250
Total Administrative Service	25,333	29,285	(3,952)	25,333	29,285	(3,952)	407,050
Security Service							
16801 Park Security Patrol	15,820	13,917	1,903	15,820	13,917	1,903	167,000
16802 Internet - Security Cameras	1,159	925	234	1,159	925	234	11,100
16803 Security Patrol Expense	165,466	82,733	82,733	165,466	82,733	82,733	992,796
Total Security Service	182,445	97,575	84,870	182,445	97,575	84,870	1,170,896
Payroll Expense							
17101 Payroll Expenses	884	1,108	(224)	884	1,108	(224)	13,300

General Operating Fund

Actual vs. Budget Comparison

CNP Utility District - GOF



	November 2024			November 2024 - November 2024			Annual Budget
	Actual	Budget	Over/ (Under)	Actual	Budget	Over/ (Under)	
Expenditures							
Payroll Expense							
17102 Payroll Administration	50	50	0	50	50	0	600
17103 Payroll Tax Expense	68	83	(16)	68	83	(16)	1,000
Total Payroll Expense	<u>1,002</u>	<u>1,242</u>	<u>(240)</u>	<u>1,002</u>	<u>1,242</u>	<u>(240)</u>	<u>14,900</u>
Other Expense							
17802 Miscellaneous Expense	0	300	(300)	0	300	(300)	3,600
Total Other Expense	<u>0</u>	<u>300</u>	<u>(300)</u>	<u>0</u>	<u>300</u>	<u>(300)</u>	<u>3,600</u>
Total Expenditures	<u>566,352</u>	<u>462,118</u>	<u>104,234</u>	<u>566,352</u>	<u>462,118</u>	<u>104,234</u>	<u>5,815,942</u>
Total Revenues (Expenditures)	<u>(71,138)</u>	<u>(29,103)</u>	<u>(42,035)</u>	<u>(71,138)</u>	<u>(29,103)</u>	<u>(42,035)</u>	<u>55,000</u>
Other Expenditures							
Capital Outlay							
17901 Capital Outlay	0	0	0	0	0	0	55,000
Total Capital Outlay	<u>0</u>	<u>0</u>	<u>0</u>	<u>0</u>	<u>0</u>	<u>0</u>	<u>55,000</u>
Total Other Expenditures	<u>0</u>	<u>0</u>	<u>0</u>	<u>0</u>	<u>0</u>	<u>0</u>	<u>55,000</u>
Total Other Revenues (Expenditures)	<u>0</u>	<u>0</u>	<u>0</u>	<u>0</u>	<u>0</u>	<u>0</u>	<u>(55,000)</u>
Excess Revenues (Expenditures)	<u>(71,138)</u>	<u>(29,103)</u>	<u>(42,035)</u>	<u>(71,138)</u>	<u>(29,103)</u>	<u>(42,035)</u>	<u>0</u>

CNP Utility District
Park Expenses
November 2024 - October 2025

	<u>December</u>	<u>Budget</u>	<u>\$ Over Budget</u>	<u>Nov 24 - Dec 24</u>	<u>YTD Budget</u>	<u>\$ Over Budget</u>	<u>Annual Budget</u>
Expense							
16603 · Park Maintenance	23,227	25,400	(2,173)	70,352	50,800	19,552	304,800
16801 · Park Security Patrol	12,555	13,917	(1,362)	28,375	27,833	542	167,000
16604 · Park Utilities	75	42	33	982	83	899	500
Total Expense	<u>35,857</u>	<u>39,359</u>	<u>(3,502)</u>	<u>99,709</u>	<u>78,716</u>	<u>20,993</u>	<u>472,300</u>

	<u>January</u>	<u>Budget</u>	<u>\$ Over Budget</u>	<u>Nov 24 - Jan 25</u>	<u>YTD Budget</u>	<u>\$ Over Budget</u>	<u>Annual Budget</u>
Expense							
16603 · Park Maintenance	1,135	25,400	(24,265)	71,487	76,200	(4,713)	304,800
16801 · Park Security Patrol	12,790	13,917	(1,127)	41,165	41,750	(585)	167,000
16604 · Park Utilities	0	42	(42)	982	125	857	500
Total Expense	<u>13,925</u>	<u>39,359</u>	<u>(25,434)</u>	<u>113,634</u>	<u>118,075</u>	<u>(4,441)</u>	<u>472,300</u>

CNP
Patrol Detail History

Total Hours Worked													
Year	January	February	March	April	May	June	July	August	September	October	November	December	Total
2011	0	0	0	0	0	0	0	0	0	202	312	320	834
2012	382	320	320	410	320	395	319	307	398	320	305	400	4,196
2013	315	399	311	320	318	341	479	382	402	313	392	305	4,277
2014	324	397	392	248	322	403	328	383	348	330	411	328	4,214
2015	324	379	312	324	401	240	400	394	322	315	395	332	4,138
2016	413	332	327	405	320	330	411	350	316	403	327	332	4,266
2017	404	320	328	393	328	329	408	329	386	329	323	408	4,285
2018	332	331	331	326	415	486	263	336	403	347	325	316	4,211
2019	391	405	331	333	321	417	391	260	405	336	380	332	4,302
2020	336	408	379	392	414	392	329	340	418	339	411	342	4,500
2021	423	339	343	342	416	257	421	420	339	412	344	344	4,400
2022	426	338	341	420	351	349	431	337	349	435	349	357	4,483
2023	426	351	344	433	336	329	405	321	388	334	338	396	4,401
2024	334	329	398	307	329	334	409	341	413	407	325	330	4,256

Total Amount													
Year	January	February	March	April	May	June	July	August	September	October	November	December	Total
2011	\$0	\$0	\$0	\$0	\$0	\$0	\$0	\$0	\$0	\$7,360	\$11,430	\$12,170	\$30,960
2012	14,545	12,180	12,140	15,635	12,220	15,095	12,070	11,615	15,080	12,185	11,515	15,130	\$159,410
2013	11,870	15,165	11,840	12,240	12,300	13,260	18,645	14,050	16,390	12,140	15,240	11,775	\$164,915
2014	12,500	15,360	15,155	9,595	12,450	15,585	12,700	14,860	13,425	12,765	15,915	12,660	\$162,970
2015	12,535	14,750	12,080	12,540	15,560	9,275	15,505	15,265	12,465	12,195	15,650	12,840	\$160,660
2016	16,005	12,860	12,660	15,725	12,390	12,800	15,910	13,210	12,295	15,655	12,685	12,880	\$165,075
2017	15,690	12,440	12,695	15,305	12,720	12,755	15,855	12,860	14,950	12,770	12,545	15,825	\$166,410
2018	12,860	12,785	12,835	12,635	16,075	18,855	10,100	12,995	15,610	13,445	12,610	12,220	\$163,025
2019	15,190	15,750	12,845	12,915	12,775	15,650	15,150	10,045	15,735	13,015	14,795	12,870	\$166,735
2020	13,020	15,855	14,620	7,430	16,045	15,215	12,735	13,160	16,205	13,125	15,925	13,230	\$166,565
2021	16,380	13,125	13,260	13,245	16,130	9,905	16,310	16,275	13,125	15,995	13,300	13,300	\$170,350
2022	16,485	13,090	13,195	16,275	13,545	13,475	16,665	12,955	13,475	16,800	13,475	13,775	\$173,210
2023	16,485	13,530	13,300	16,730	13,020	12,775	15,750	12,485	15,125	12,935	13,090	15,420	\$170,645
2024	12,950	12,775	15,505	12,705	12,775	12,950	15,885	13,195	16,030	15,820	12,555	12,790	\$165,935

Balance Sheet as of 11/30/2024

CNP Utility District - GOF



Assets	
Bank	
11101 Cash in Bank	\$401,707
11102 Lockbox	45,793
Total Bank	<u>\$447,500</u>
Investments	
11201 Time Deposits	\$4,485,252
Total Investments	<u>\$4,485,252</u>
Receivables	
11301 Accounts Receivable	\$547,481
11305 Accrued Interest	36,443
11306 Due From City of Houston-SalesT	157,377
Total Receivables	<u>\$741,300</u>
Interfund Receivables	
11401 Due From Capital Projects	\$130,185
Total Interfund Receivables	<u>\$130,185</u>
Reserves	
11601 FM 1960 Joint Powers - Reserve	\$2,100
Total Reserves	<u>\$2,100</u>
Total Assets	<u><u>\$5,806,337</u></u>
Liabilities & Equity	
Liabilities	
Accounts Payable	
12101 Accounts Payable	\$241,113
Total Accounts Payable	<u>\$241,113</u>
Other Current Liabilities	
12202 Due to TCEQ	\$5,461
Total Other Current Liabilities	<u>\$5,461</u>
Deposits	
12601 Customer Meter Deposits	\$533,043
Total Deposits	<u>\$533,043</u>
Total Liabilities	<u>\$779,618</u>
Equity	
Unassigned Fund Balance	
13101 Unassigned Fund Balance	\$5,097,857
Total Unassigned Fund Balance	<u>\$5,097,857</u>
Net Income	(\$71,138)
Total Equity	<u>\$5,026,719</u>
Total Liabilities & Equity	<u><u>\$5,806,337</u></u>

Monthly Financial Summary - Capital Projects Fund

CNP Utility District - CPF



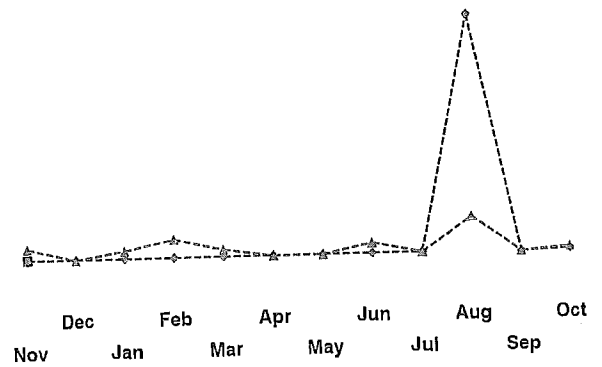
Account Balance Summary

Balance as of 12/20/2024	\$14,755,483
Receipts	59,724
Disbursements	(5)
Balance as of 01/16/2025	\$14,815,203

Overall Revenues & Expenditures By Month (Year to Date)

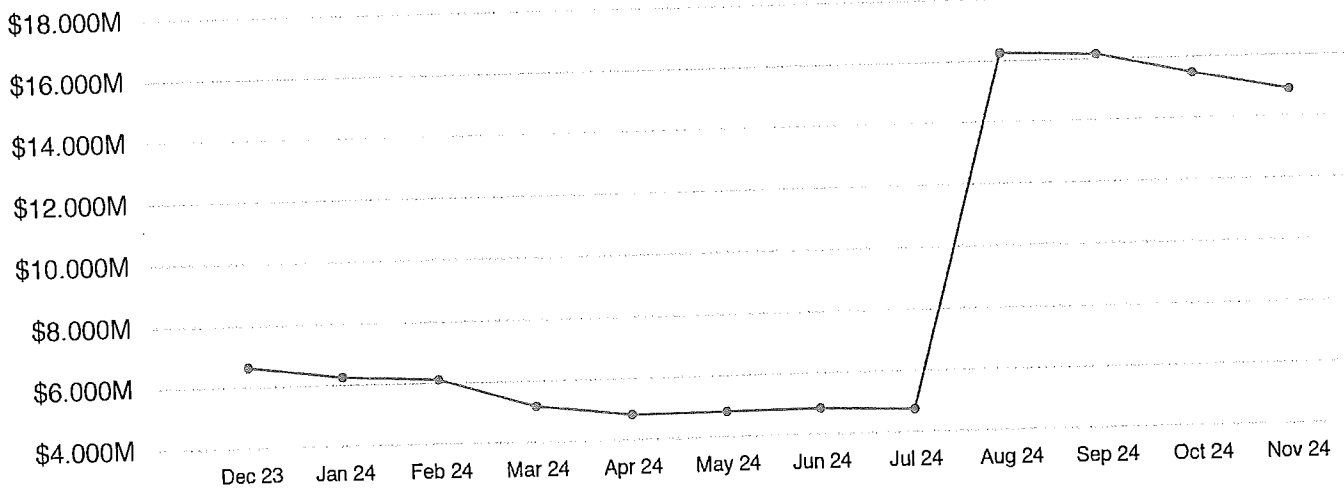
Current Year Revenues Prior Year Revenues
 Current Year Expenditures Prior Year Expenditures

\$14.0M
 \$12.0M
 \$10.0M
 \$8.0M
 \$6.0M
 \$4.0M
 \$2.0M
 \$0.0M
 (\$2.0M)



Account Balance By Month | December 2023 - November 2024

— CAPITAL PROJECTS FUND



Cash Flow Report - Checking Account
 CNP Utility District - CPF



Number	Name	Memo	Amount	Balance
Balance as of 12/20/2024				\$560.00
Receipts				
	No Receipts Activity		0.00	
Total Receipts				\$0.00
Disbursements				
Fees	Central Bank	Bank Service Charge	(5.00)	
Total Disbursements				(\$5.00)
Balance as of 01/16/2025				\$555.00

District Debt Summary as of 01/16/2025

CNP Utility District - DSF



		WATER, SEWER, DRAINAGE	PARK/ROAD/OTHER	REFUNDING
Total \$ Authorized		Authorized	Authorized	Authorized
\$102.76M		\$92.76M	\$10.00M	\$32.00M
Total \$ Issued		Issued	Issued	Issued
\$69.24M		\$65.26M	\$3.98M	\$9.93M
Yrs to Mat	Rating	\$ Available To Issue	\$ Available To Issue	\$ Available To Issue
28	AA	\$27.50M	\$6.02M	\$22.07M

*Actual 'Outstanding' Refunding Bonds issued below may differ from the 'Issued' total above pursuant to Chapter 1207, Texas Government Code.

Outstanding Debt Breakdown

Series Issued	Original Bonds Issued	Maturity Date	Principal Outstanding
2024 - WS&D	\$14,000,000	2053	\$14,000,000
2021 - WS&D	\$8,305,000	2049	\$8,305,000
2018 - WS&D	\$11,940,000	2045	\$11,940,000
2016 - Refunding	\$9,995,000	2036	\$7,300,000
2015 - Refunding	\$6,315,000	2035	\$1,510,000
Total	\$50,555,000		\$43,055,000

District Debt Schedule

CNP Utility District - DSF



Paying Agent	Series	Principal	Interest	Total
Bank of New York	2024 - WS&D	\$0.00	\$393,000.00	\$393,000.00
Bank of New York	2021 - WS&D	\$0.00	\$72,006.25	\$72,006.25
Amegy Bank of Texas	2018 - WS&D	\$0.00	\$206,346.80	\$206,346.80
Amegy Bank of Texas	2016 - Refunding	\$505,000.00	\$95,675.00	\$600,675.00
Amegy Bank of Texas	2015 - Refunding	\$625,000.00	\$25,512.50	\$650,512.50
Total Due 04/01/2025		\$1,130,000.00	\$792,540.55	\$1,922,540.55

Paying Agent	Series	Principal	Interest	Total
Bank of New York	2024 - WS&D	\$0.00	\$294,750.00	\$294,750.00
Bank of New York	2021 - WS&D	\$0.00	\$72,006.25	\$72,006.25
Amegy Bank of Texas	2018 - WS&D	\$0.00	\$206,346.80	\$206,346.80
Amegy Bank of Texas	2016 - Refunding	\$0.00	\$90,625.00	\$90,625.00
Amegy Bank of Texas	2015 - Refunding	\$0.00	\$17,700.00	\$17,700.00
Total Due 10/01/2025		\$0.00	\$681,428.05	\$681,428.05

Investment Profile as of 01/16/2025

CNP Utility District

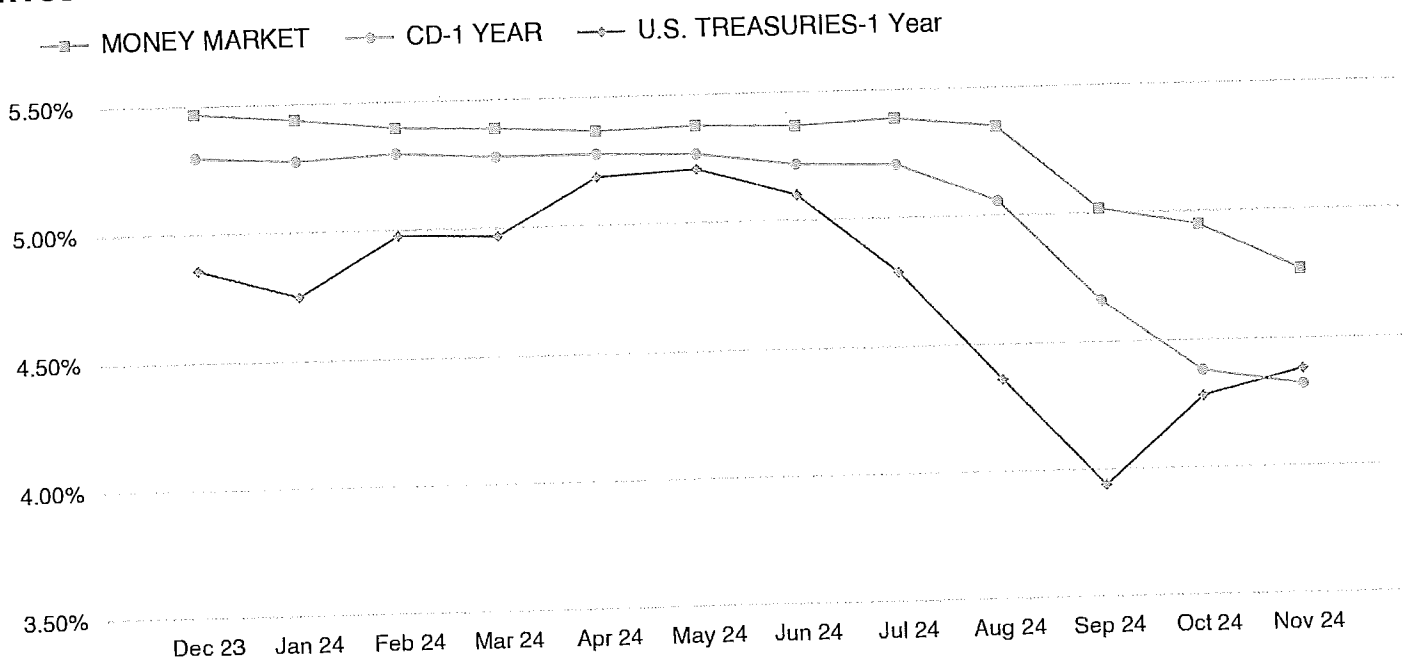


General Operating Fund	Capital Projects Fund	Debt Service Fund	Other Funds
Funds Available to Invest \$4,673,042	Funds Available to Invest \$14,815,203	Funds Available to Invest \$3,395,269	Funds Available to Invest N/A
Funds Invested \$4,595,166	Funds Invested \$14,814,648	Funds Invested \$3,395,269	Funds Invested N/A
Percent Invested 98%	Percent Invested 99%	Percent Invested 100%	Percent Invested N/A

Term	Money Market	Term	Certificate of Deposit	Term	U.S. Treasuries
On Demand	4.46%	180 Days	4.43%	180 Days	4.29%
		270 Days	4.29%	270 Days	4.29%
		1 Yr	4.25%	1 Yr	4.22%
		13 Mo	3.28%	13 Mo	N/A
		18 Mo	3.87%	18 Mo	4.22%
		2 Yr	2.96%	2 Yr	4.38%

*Rates are based on the most current quoted rates and are subject to change daily.

Investment Rates Over Time (By Month) | December 2023 - November 2024



Account Balance as of 01/16/2025

CNP Utility District - Investment Detail



FUND: General Operating

Financial Institution (Acct Number)	Issue Date	Maturity Date	Interest Rate	Account Balance	Notes
Certificates of Deposit					
AMERICAN BANK, N.A. (XXXX0882)	06/03/2024	01/29/2025	5.00%	235,000.00	
ORIGIN BANK (XXXX2593)	08/19/2024	02/19/2025	5.05%	235,000.00	
INDEPENDENT BANK (XXXX4458)	10/06/2024	04/05/2025	4.66%	235,000.00	
FRONTIER BANK (XXXX1829)	05/30/2024	05/30/2025	5.25%	235,000.00	
SOUTH STAR BANK (XXXX0345)	06/06/2024	06/06/2025	5.05%	235,000.00	
THIRD COAST BANK, SSB (XXXX2163)	10/17/2024	07/14/2025	4.75%	235,000.00	
WALLIS BANK (XXXX8331)	07/27/2024	07/27/2025	5.10%	235,000.00	
CADENCE BANK (XXXX1102)	08/24/2024	08/28/2025	5.25%	235,000.00	
VERITEX COMMUNITY BANK (XXXX0247)	11/11/2024	10/07/2025	4.55%	235,000.00	
Money Market Funds					
TEXAS CLASS (XXXX0001)	05/05/2016		4.54%	2,480,166.34	
Checking Account(s)					
CENTRAL BANK - CHECKING (XXXX4781)			0.00%	20,000.00	Lockbox
CENTRAL BANK - CHECKING (XXXX0194)			0.00%	57,875.48	Checking Account
Totals for General Operating Fund				\$4,673,041.82	

FUND: Capital Projects

Financial Institution (Acct Number)	Issue Date	Maturity Date	Interest Rate	Account Balance	Notes
Money Market Funds					
TEXAS CLASS (XXXX0003)	09/25/2017		4.54%	94,961.75	Series 2018
TEXAS CLASS (XXXX0004)	03/19/2021		4.54%	2,131,558.12	Series 2021
TEXAS CLASS (XXXX0005)	08/07/2024		4.54%	12,588,127.69	Series 2024 WSD
Checking Account(s)					
CENTRAL BANK - CHECKING (XXXX0178)			0.00%	555.00	Checking Account
Totals for Capital Projects Fund				\$14,815,202.56	

FUND: Debt Service

Financial Institution (Acct Number)	Issue Date	Maturity Date	Interest Rate	Account Balance	Notes
Certificates of Deposit					
THIRD COAST BANK-DEBT (XXXX6768)	03/04/2024	03/04/2025	5.50%	235,000.00	
VERITEX COMM. BANK - DEBT (XXXX5907)	08/19/2024	03/17/2025	5.11%	235,000.00	

Account Balance as of 01/16/2025
CNP Utility District - Investment Detail



FUND: Debt Service

Financial Institution (Acct Number)	Issue Date	Maturity Date	Interest Rate	Account Balance	Notes
Money Market Funds					
TEXAS CLASS (XXXX0002)	05/05/2016		4.54%	2,925,269.14	
Totals for Debt Service Fund				\$3,395,269.14	
Grand Total for CNP Utility District :				\$22,883,513.52	

Capital Projects Fund Breakdown

CNP UD

As of 1/16/25

Net Proceeds for All Bond Issues

Receipts

Bond Proceeds - Series 2018	\$11,940,000
Interest Earnings - Series 2018	698,291.86
Bond Proceeds - Series 2021	8,305,000.00
Interest Earnings - Series 2021	535,573.52
Bond Proceeds - Series 2024	14,000,000.00
Interest Earnings - Series 2024	215,331.61

Disbursements

Disbursements - Series 2018	(12,543,330.11)
Disbursements - Series 2021	(6,708,460.40)
Disbursements - Series 2024	(1,627,203.92)

Total Cash Balance	<u>\$14,815,202.56</u>
--------------------	------------------------

Balances by Account

Central Bank - Checking	\$555.00
Texas Class - Series 2018	94,961.75
Texas Class - Series 2021	2,131,558.12
Texas Class - Series 2024	12,588,127.69
Total Cash Balance	<u>\$14,815,202.56</u>

Balances by Bond Series

Bond Proceeds - Series 2018	\$94,961.75
Bond Proceeds - Series 2021	2,132,113.12
Bond Proceeds - Series 2024	12,588,127.69
Total Cash Balance	<u>\$14,815,202.56</u>

Remaining Costs/Surplus By Bond Series

Remaining Costs - Series 2018	\$49,869.68
Remaining Costs - Series 2021	1,249,695.77
Remaining Costs - Series 2024	12,239,175.00
Total Amount in Remaining Costs	<u>\$13,538,740.45</u>

Capital Projects Fund Breakdown

CNP UD

As of 1/16/25

Surplus & Interest - Series 2018	\$45,178.08
Surplus & Interest - Series 2021	882,331.34
Surplus & Interest - Series 2024	348,952.69
Total Surplus & Interest Balance	<u>\$1,276,462.11</u>
Total Remaining Costs/Surplus	<u>\$14,815,202.56</u>

Cost Comparison - \$11,940,000 - Series 2018

CNP UD

	USE OF PROCEEDS	ACTUAL COSTS	REMAINING COSTS	VARIANCE (OVER)/UNDER
--	-----------------	--------------	-----------------	-----------------------

CONSTRUCTION COSTS

Developer Items				
Interstate Commerce Center	\$1,126,647.00	\$1,126,647	\$0	(\$0.49)
Engineering and Technical Services	154,714.00	154,713.77	0	\$0.23
Subtotal Developer Items	\$1,281,361.00	\$1,281,361.26	\$0.00	(\$0.26)
District Items				
Water Plant No. 3 & 4 Improvements	\$1,632,000.00	\$1,632,000	\$0	\$0
Wastewater Treatment Plant Improvements	\$5,049,000.00	5,049,000	0	0
Contingencies	\$831,300.00	631,857	0	199,443
Engineering	\$1,133,000.00	1,090,712	0	42,288
Land Costs for ICC Site Detention	\$833,913.00	833,913	0	0
Subtotal District Items	\$9,479,213.00	\$9,237,482.27	\$0.00	\$241,730.73
TOTAL CONSTRUCTION COSTS	\$10,760,574.00	\$10,518,843.53	\$0.00	\$241,730.47

NON-CONSTRUCTION COSTS

Legal Fees	\$308,500.00	\$308,500.00	\$0	\$0
Fiscal Agent Fees	238,800.00	238,800	0	0
Developer Interest	143,968.00	135,006	0	8,962
Bond Discount	358,200.00	352,522	0	5,678
Bond Issuance Costs	45,608.00	49,696	0	(4,088)
Bond Application Report	45,000.00	40,909	0	4,091
AG Fees	9,500.00	9,500	0	0
TCEQ Bond Issuance Fees	29,850.00	29,850	0	0
Surplus Funds (WWTP Project)	720,720.00	670,850	49,870	0
Total Surplus Allocations	(720,720.00)			
TOTAL NON-CONSTRUCTION COSTS	\$1,179,426.00	\$1,835,633.73	\$49,869.68	\$14,642.59
TOTAL BOND ISSUE REQUIREMENT	\$11,940,000.00	\$12,354,477.26	\$49,869.68	\$256,373.06

Interest Earned	\$698,377.87
Total Surplus & Interest	\$45,178.08
Total Remaining Funds	<u>\$95,047.76</u>

Cost Comparison - \$8,305,000 - Series 2021

CNP UD

	USE OF PROCEEDS	ACTUAL COSTS	REMAINING COSTS	VARIANCE (OVER)/UNDER
CONSTRUCTION COSTS				
Developer Items				
Prologis waterline and force main extension	\$189,574.00	\$189,574	\$0	\$0
Prologis waterline and detention pond	340,247.00	340,247	0	0
ICC Phase II drainage improvements	115,062.00	115,062	0	(0.37)
North 45 Commerce Park	358,757.00	358,757	0	0
Engineering and materials testing	238,420.00	238,420	0	0
Subtotal Developer Items	\$1,242,060.00	\$1,242,060.37	\$0.00	(\$0.37)
District Items				
WWTP & WP SCADA System Replacement	\$600,000.00	\$600,000	\$0	\$0
GST Recoating	583,000.00	320,920	0	262,080
WP #1 Recoating	288,000.00	288,000	0	0
WP #1 Motor Control Center Replacement	683,000.00	0	683,000	0
WP #2 Improvements	137,000.00	0	0	137,000
WWTP Improvements - PH 2	1,713,750.00	1,829,581	0	(115,831)
Contingencies	400,400.00	400,400	0	0
Engineering	749,395.00	425,788	323,607	0
Detention Pond Land Acquisition Costs	1,057,546.00	767,065	0	290,481
Subtotal District Items	\$6,212,091.00	\$4,631,754.17	\$1,006,606.77	\$573,730.06
TOTAL CONSTRUCTION COSTS	\$7,454,151.00	\$5,873,814.54	\$1,006,606.77	\$573,729.69
NON-CONSTRUCTION COSTS				
Legal Fees	\$217,625.00	217,625	\$0	(\$0.06)
Financial Advisor Fees	166,100.00	166,100	0	0
Developer Interest	83,896.00	40,000	0	43,896.00
Bond Discount	249,150.00	133,313	0	115,837.14
Bond Issuance Costs	45,010.00	51,629	0	(6,619.44)
Bond Application Report Costs	60,000.00	60,000	0	0
Attorney General Fee	8,305.00	8,305	0	0
Commission Bond Issuance Fee	20,763.00	20,763	0	0.50
Surplus Funds (SCADA Project)	380,000.00	136,911	243,089	0
Total Surplus Allocations	(380,000.00)			
TOTAL NON-CONSTRUCTION COSTS	\$850,849.00	\$834,645.86	\$243,089.00	\$153,114.14
TOTAL BOND ISSUE REQUIREMENT	\$8,305,000.00	\$6,708,460.40	\$1,249,695.77	\$726,843.83
			Interest Earned	\$535,487.51
			Total Surplus & Interest	\$882,331.34
			Total Remaining Funds	<u>\$2,132,027.11</u>

Cost Comparison - \$14,000,000 - Series 2024

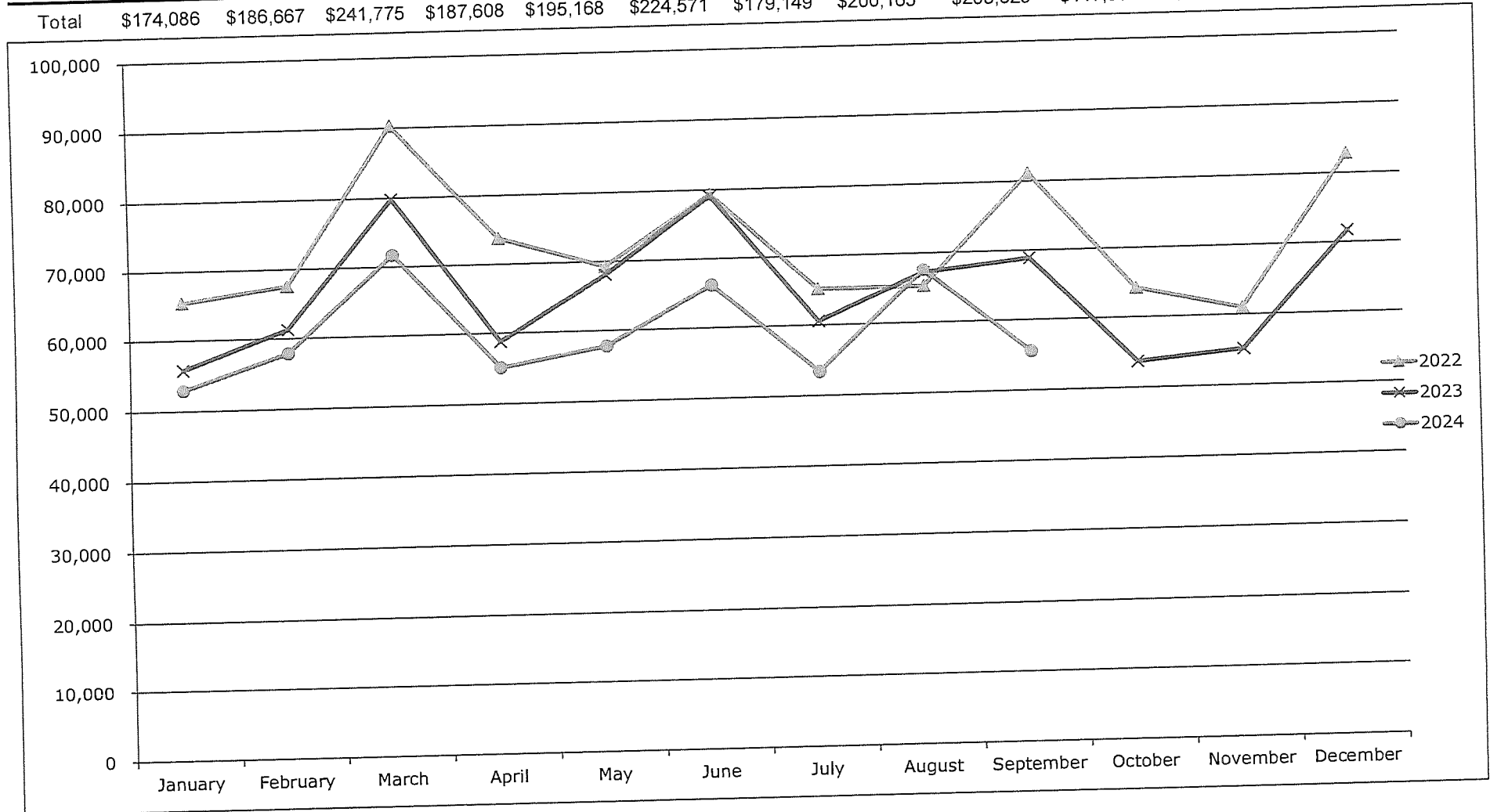
CNP UD

	USE OF PROCEEDS	ACTUAL COSTS	REMAINING COSTS	VARIANCE (OVER)/UNDER
CONSTRUCTION COSTS				
Developer Items				
Water line Extension for Alliance North Business Park	\$555,242.00	\$555,242.44	\$0.00	(\$0.44)
Engineering	184,132.00	184,132.24	0.00	(0.24)
Subtotal Developer Items	\$739,374.00	\$739,374.68	\$0.00	(\$0.68)
District Items				
Wastewater Treatment Plant Rehabilitation, Phase 2	\$6,972,000.00	\$0.00	\$6,972,000.00	\$0.00
Commercial water meter replacement	1,182,000.00	0.00	1,182,000.00	0.00
Wastewater treatment plant sand filter rehabilitation	890,000.00	693,825.00	196,175.00	0.00
Water plant booster pump column replacement	240,000.00	240,000.00	0.00	0.00
Contingencies	1,631,000.00	0.00	1,631,000.00	0.00
Engineering	2,258,000.00	0.00	2,258,000.00	0.00
Less Surplus Funds Available - WWTP Imp Ph 2 (S 2021)	(1,885,150.00)	(1,885,150.00)		
Subtotal District Items	\$11,287,850.00	(\$951,325.00)	\$12,239,175.00	\$0.00
TOTAL CONSTRUCTION COSTS	\$12,027,224.00	(\$211,950.32)	\$12,239,175.00	(\$0.68)
NON-CONSTRUCTION COSTS				
Legal Fees	\$360,000.00	\$360,000.00	\$0.00	\$0.00
Fiscal Agent Fees	280,000.00	280,000.00	0.00	0.00
Capitalized Interest	735,000.00	589,500.00	0.00	145,500.00
Developer Interest	48,669.00	42,022.64	0.00	6,646.36
Bond Discount	420,000.00	420,000.00	0.00	0.00
Bond Issuance Expenses	34,607.00	53,131.60	0.00	(18,524.60)
Attorney General Fee	9,500.00	9,500.00	0.00	0.00
TCEQ Bond Issuance Fee	35,000.00	35,000.00	0.00	0.00
Bond Application Report Cost	50,000.00	50,000.00	0.00	0.00
TOTAL NON-CONSTRUCTION COSTS	\$1,972,776.00	\$1,839,154.24	\$0.00	\$133,621.76
TOTAL BOND ISSUE REQUIREMENT	\$14,000,000.00	\$1,627,203.92	\$12,239,175.00	\$133,621.08
			Interest Earned	\$215,331.61
			Total Surplus & Interest	\$348,952.69
			Total Remaining Funds	<u>\$12,588,127.69</u>

Sales Tax Revenue History

CNP Utility District

Year	January	February	March	April	May	June	July	August	September	October	November	December	Total
2022	65,430	67,554	90,301	73,709	69,289	79,308	65,222	65,272	81,177	64,203	60,987	82,792	\$865,244
2023	55,775	61,269	79,783	58,797	68,115	79,090	60,562	67,275	68,963	53,660	55,118	71,718	\$780,124
2024	52,881	57,843	71,692	55,102	57,764	66,174	53,364	67,618	55,489				\$537,926
Total	\$174,086	\$186,667	\$241,775	\$187,608	\$195,168	\$224,571	\$179,149	\$200,165	\$205,629	\$117,863	\$116,105	\$154,510	\$2,183,294



Cash Flow Forecast

CNP Utility District

	10/25	10/26	10/27	10/28	10/29
% Change in Water Rate		1.00%	1.00%	1.00%	1.00%
% Change in Wastewater Rate		3.00%	3.00%	3.00%	3.00%
% Change in WHCRWA		10.00%	10.00%	10.00%	10.00%
% Change in Expenses		5.00%	5.00%	5.00%	5.00%
Beginning Cash Balance 10/31/24	\$5,135,562	\$6,412,024	\$6,443,961	\$6,457,542	\$6,454,165

Revenues

Water Revenue	859,300	867,893	876,572	885,338	894,191
Wastewater Revenue	683,600	704,108	725,231	746,988	769,398
NHCRWA Revenue	2,333,052	2,566,357	2,822,993	3,105,292	3,415,821
Sales Tax - COH	747,200	747,200	747,200	747,200	747,200
Tap & Inspection Revenue	3,600	0	0	0	0
Other	1,244,190	1,306,400	1,371,719	1,440,305	1,512,321
Total Revenues	\$5,870,942	\$6,191,958	\$6,543,716	\$6,925,123	\$7,338,931

Expenses

Purchase Water	\$972,700	\$982,427	\$992,251	\$1,002,174	\$1,012,196
NHCRWA	1,843,800	2,028,180	2,230,998	2,454,098	2,699,508
Other Expenses	2,999,442	3,149,414	3,306,885	3,472,229	3,645,840
Total Expenses	\$5,815,942	\$6,160,021	\$6,530,134	\$6,928,501	\$7,357,544
Net Surplus	\$55,000	\$31,937	\$13,581	(\$3,377)	(\$18,613)

Capital Outlay

Capital Outlay	\$55,000	\$0	\$0	\$0	\$0
Total Capital Outlay	\$55,000	\$0	\$0	\$0	\$0
Construction Surplus	\$1,276,462	\$0	\$0	\$0	\$0
Ending Cash Balance	\$6,412,024	\$6,443,961	\$6,457,542	\$6,454,165	\$6,435,553

Operating Reserve % of Exp

Percentage	110%	105%	99%	93%	87%
Number of Months	13	13	12	11	10

Bond Authority

Remaining Bonding Capacity - \$27,500,000

Maintenance Tax Rate Cap - N/A

2025 AWBD Midwinter Conference

CNP Utility District

Friday, January 24 - Saturday, January 25, 2025

JW Marriott, Austin, TX

Director	Registration			Prior Conference Expenses
Name	Attending	Online	Paid	Paid
Renee S. Granberry				N/A
Kirk O'Neal				N/A
Keith Brown				N/A
Ed Hudson				N/A
Gregory Koch				N/A

Note

Register on-line www.awbd-tx.org (For log in assistance, contact Taylor Cavnar: tcavnar@awbd-tx.org)

This page only confirms registration for the conference, not hotel registrations.

All hotel reservations are the sole responsibility of each attendee.

Your conference registration confirmation will contain a housing reservation request web link.

The link will require the registration number from your conference registration before you can reserve a room.

All requests for an advance of funds must be sent via email to the bookkeeper within 30 days of conference.

Registration Dates

Early Registration:	Begins	7/3/2024	\$390
Regular Registration:	Begins	7/25/2024	\$440
Late Registration	Begins	12/12/2024	\$540

Cancellation Policy

All cancellations must be made in writing.

A \$50.00 administrative fee is assessed for each conference registration cancelled on or before 12/11/24.

There will be no refunds after 12/11/24.

Housing Information

Hotel reservations are only available to attendees who are registered with AWBD-TX for the Conference.

If you have questions, please call Taylor Cavnar at (281) 350-7090.

RESOLUTION ADOPTING LIST OF QUALIFIED BROKERS AUTHORIZED TO ENGAGE
IN INVESTMENT TRANSACTIONS WITH CNP UTILITY DISTRICT

WHEREAS, CNP Utility District (the "District") is a body politic and corporate and a governmental agency of the State of Texas, operating under and governed by the provisions of Chapters 49 and 54 of the Texas Water Code, as amended, and Section 59 of Article XVI of the Texas Constitution; and

WHEREAS, Chapter 2256, Texas Government Code, as amended, requires that the Board of Directors of the District annually review, revise and adopt a list of qualified brokers that are authorized to engage in investment transactions with the District; NOW, THEREFORE,


BE IT RESOLVED BY THE BOARD OF DIRECTORS OF CNP UTILITY DISTRICT THAT:

Section 1: The Board of Directors of the District hereby adopts the list of financial institutions, brokers and dealers attached hereto as Exhibit "A" as the list of qualified brokers that are authorized to engage in investment transactions with the District.


Section 2: The provisions of this Resolution shall be effective as of its date of approval by the Board of Directors and shall remain in effect until modified by action of the Board of Directors, and any resolution heretofore adopted by the Board of Directors adopting a list of qualified brokers that are authorized to engage in investment transactions with the District shall be and is hereby revoked as of the effective date of this Resolution.

PASSED AND APPROVED this 20th day of January, 2025.

CNP UTILITY DISTRICT

By: 
President

ATTEST:

By: 
Secretary

2025

LIST OF AUTHORIZED BROKERS

ABC Bank	Lone Star Investment Pool
Amegy Bank of Texas, N.A.	Moody National Bank
American Bank	New First National Bank
Austin Capital Bank	North Star Bank of Texas
BB & T	One West Bank
Bank of America N.A.	Origin Bank
Bank of New York- Mellon	PNC Bank/The PNC Financial Services Group, Inc.
Bank of Texas N.A.	Plains Capital Bank
Bank of the Ozarks (Bank Ozk)	Plains State Bank
Brenham National Bank	PrimeBank of Texas
Cadence Bank	Prosperity Bank
Capital Bank of Texas	R Bank
Capital Markets Group	Regions Bank
Capital One	Simmons Bank
Central Bank	SouthStar Bank
Chasewood Bank	SouthState Bank
Citibank N.A.	State Bank of Texas
CIT Bank	State Street Bank & Trust Co.
Comerica Bank	Stellar Bank
Comerica Securities	Stifel Nicolaus
Commercial State Bank	Southwestern National Bank
Community Trust Bank	Sunflower Bank
Coastal Securities	Susser Bank
East West Bank	Tex Star Investment Pool
First Bank of Texas	Texas Capital Bank N.A.
First Citizens Bank	Texas Class
First Commercial Bank	Texas Citizens Bank
First Financial Bank, N.A.	Texas Exchange Bank
First Lockhart National Bank	Texas First Bank
First National Bank of Texas	Texas Gulf Bank
First Texas Bank	Texas Regional Bank
Frontier Bank of Texas	The Independent Bankers Bank
Frost National Bank	The Mint National Bank
Guaranty Bank & Trust	Texas Savings Bank
Hancock Whitney Bank	Texpool/Texpool Prime
Herring Bank	The Right Bank for Texas
Hilltop Securities	Third Coast Bank
Hometown Bank, N.A.	Trustmark National Bank
Horizon Bank	United Bank of El Paso Del Norte
Iberia Bank	United Texas Bank
ICS	Unity National Bank
Independent Bank	U. S. Bank
International Bank of Commerce	Vista Bank
Inter National Bank	Veritex Bank
IntraFi Network Deposits	Wallis Bank
JP Morgan Chase	Wells Fargo Bank, N.A.
Legacy Texas Bank	Wells Fargo Brokerage Services, LLC
Lone Star Bank	Wells Fargo Trust
Lone Star Capital Bank	West Star Bank
	Woodforest National Bank

December 27, 2024



Mr. David M. Marks, Attorney at Law
Marks Richardson PC
3700 Buffalo Speedway, Suite 830
Houston, TX 77098
on behalf of:
CNP Utility District ("District")

ENGAGEMENT LETTER FOR COMPLIANCE SERVICES

Arbitrage Compliance Specialists, Inc. ("ACS") is pleased to present this engagement to provide arbitrage and yield restriction compliance services. Our firm has distinctive accounting experience with arbitrage and yield restriction compliance services dating back to the inception of the arbitrage rebate regulations of 1986. ACS is one of the most prominent and well-respected providers of arbitrage compliance services in the nation. ACS' staff members are accounting professionals who have extensive knowledge of governmental accounting, accounting allocation methods and legal interpretation skills to compute the lowest permissible liability allowed.

ACS currently works for over 350 Municipal Utility Districts throughout the State of Texas and through our experience we have developed a cost effective program to evaluate a District's compliance with the yield restriction and the arbitrage rebate requirements of the Department of the U.S. Treasury, Internal Revenue Service ("IRS").

ACS has provided a fee schedule to encompass the various elements that we may encounter during the post compliance period for each bond issue. The fee schedule listed on page 2 provides fees for calculations covering the applicable periods. Each calculation includes a CPA opinion to provide assurance that the calculations were completed according to Section 148(f) of the Internal Revenue Code of 1986 that governs the arbitrage rebate requirements (the "Tax Code"). This agreement shall become effective at the date of acceptance and remain in effect until canceled. This engagement can be terminated upon a 30-day written notice.

We appreciate the opportunity to provide assistance with complying with the IRS arbitrage and yield restriction compliance requirements. As always, if we may be of further assistance or if there are any questions, please do not hesitate to call me at (800) 672-9993 ext. 7520.

Sincerely,

Arbitrage Compliance Specialists, Inc.

Doug Pahnke, CPA, President

Please acknowledge acceptance of this engagement by signing and e-mailing to Nicole@RebateByACS.com.

Accepted by – Signature

Renee S Granbery, President
Print Name, Title
1.20.25
Date

Calculation Services	Fees
Arbitrage Rebate Calculation per year	\$650
Project Yield Restriction Calculation per year	\$650
Hourly Uncommingling/Transferred Proceeds/Debt Service fund allocation- \$150 Per Hour, if needed, not to exceed two hours	\$150
Preparation of IRS Form 8038-T and IRS Filing Instructions if applicable	\$395
<i>Note: Calculations will only be completed when the results of the review determine that a calculation is required to satisfy IRS filing requirements.</i>	

Scope of Services

- Review the documents related to the debt issue to include the Official Statement, Tax Certificate, IRS Form 8038-G and CPA Verification Report
- Determine if the Debt is subject to arbitrage rebate and/or yield restriction according to IRS criteria
- Collection of investment records on a yearly basis from the bookkeeper
- Advise on how future changes in the Tax Code may affect the debt issue
- Storage of the bond documents and investment records until the maturity of the bond plus three years to ensure compliance with the record retention requirements of the IRS

Calculation Services

- Perform the rebate, yield restriction/yield reduction or spending exception/penalty calculations in compliance with Internal Revenue Code of 1986
- Provide calculations with a CPA certified professional opinion that can be relied upon regarding the liability
- The report will provide supporting documentation to include the calculation method employed, assumptions and conclusions
- Prepare payment Form 8038-T with detailed filing instructions for accurate and timely filing to the IRS, if applicable
- Provide technical assistance and consultation in matters related to the arbitrage compliance regulations

Information Provided by the Issuer:

- . The Issuer agrees to provide all necessary information for the debt issue as listed in this engagement letter (“Debt Issuance”) within 15 days after the end of Calculation Period to provide ACS adequate time to meet the installment payment deadline as defined in the Tax Code.
 - a. Issuer agrees to provide all necessary Debt Issuance documents to include, but not limited to: Official Statement, Tax Certificate, IRS Form 8038-G, Escrow Verification Report and if applicable, letter of credit/liquidity facility and/or swap/hedge agreements.
 - b. Issuer agrees to provide all expenditures, investment earnings, and monthly cash investment balances for all gross proceeds. This includes (but is not limited to) the following funds accounts: Capital Project, Debt Service Reserve, Debt Service, Cost of Issuance, Escrow funds and if applicable all liquidity facility fees paid and/or swap/hedge payments. To accurately complete the calculations, as required by the Tax Code, data is to include:
 - . Running balance or at the least a monthly balance.
 - 2. Expenditures by date
 - 3. Earnings by date.
 - 4. Fair Market Value, if available, on the last day of the computation period.
 - . Exclusion of non-cash transactions such as amortization, accounts payable, and accounts receivable, etc.
 - . Fixed Investment records are to include:
 - Settlement Date
 - Purchase Amount
 - Accrued interest paid on settlement date

Other Terms & Conditions:

- . ACS reserves the right to withdraw or re-negotiate the terms of this engagement if our involvement is greater than originally anticipated. Examples include an increase in ACS’ time, commitment resources utilized to research and/or locate missing documents or activity requested by ACS, or if information requested by ACS was not provided in the format listed in “Information Provided by Issuer,” Sections 1(a), and Sections 1(b).

CNP UD

Communications Meeting Report

January 20, 2025

The following report details updates for any communication projects and tasks for CNP UD that have occurred since the last regular board meeting.

Website Updates

No new updates

News Posts

The following news posts were created:

- [“January 20th Public Meeting”](#) notice

Resident Inquires

Residents can submit inquiries through the [Contact Us](#) page. Submissions are received by our team and answered directly or forwarded to the appropriate consultant for answering.

- No resident inquiries this cycle

Website Statistics

Analytics window December - January

- Primary navigation was from Direct Linking, followed by Organic Searches
 - 91 New users (up from 85)
 - 96 users overall (up from 95)
 - 399 pageviews (down from 403)
 - 833 navigational events (down from 847)
- Tax Information was the most viewed
- Bill Payment Information was the second most viewed page
- Board Meetings was the third most viewed page
- Board of Directors was the fourth most viewed page
- Contact Us had the fifth most viewed page

Open Items

- No open items at this time

Action Items

- No action items at this time



1251 Pin Oak Road, Ste. 131 #160
Katy, TX 77494
Telephone: 832-558-5714
www.touchstonedistrictservices.com

Have any questions or need anything? Please contact [Michael Willett](#), Touchstone's Director of Client Management and Business Operations, at m.willett@touchstonedistrictservices.com or by phone at 832-558-5714 x203.